

Jordan TEAM Together Grade 3

Semester 2

Activity Book with Digital Resources



Evaluation and Adaptation Committee

Prof. Nayel Darweesh Al-Shara'h (Head)

Dr. Manal Fahed Aburumman (Coordinator)

Prof. Abdallah Ahmad Bani Abdelrahman

Prof. Sabri Shehadeh AlShboul

Dr. Zeina Mohammad AlKaraki

Dr. Adnan Ahmad AL-Omari

Publisher: The National Center for Curriculum Development

The National Center for Curriculum Development is pleased to have your feedback and comments on this book through the following contact details:



06-5376262 / 237



06-5376266



P.O.Box: 2088 Amman 11941



@nccdjor



feedback@nccd.gov.jo



www.nccd.gov.jo

The Ministry of Education has decided to adopt this book for Jordanian schools in accordance with the approval of the Supreme Council of the National Curriculum Center in its meeting No. 9/2024 on 30/10/2024 and the approval of the Board of Education decision No. 150/2024 in its meeting No. 6/2024 on 17/11/2024 for the 2024/2025 academic year.

© Pearson Education Limited and York Press Ltd. 2024

ISBN: 978-9923-41-735-5

The Hashemite Kingdom of Jordan
Deposit number by the National Library Department
(2024/10/6000)

Primary indexing data for the book

Book title	Jordan Team Together, Grade 3: Activity Book, Semester 2
Prepared by	Jordan National Center for Curriculum Development
Publication data	Amman: National Center for Curriculum Development, 2024
Classification number	372.6521
Descriptors	/English Language//Courses//Basic Education/
Edition data	First edition

The author bears full legal responsibility for the content of their work, and this work does not express the opinion of the National Library Department.

The right of Lesley Koustaff and Susan Rivers to be identified as authors of this Work has been asserted by them in accordance with the Royal Legislative Decree, 12 April 1/1996, which approves the consolidated text of the Law of Intellectual Property Rights.

The publishers would like to thank Sarah McConnell for her contribution.

All rights reserved; no part of this publication may be reproduced, stored in a retrieval system, or transmitted in any form or by any means, electronic, mechanical, photocopying, recording, or otherwise without the prior written permission of the Publishers.

First edition (trial): م 2024 / هـ 1445

Jordan TEAM Together Grade 3

Semester 2

Activity Book with Digital Resources



Contents

Welcome My favourite day!	2
5 Fun on the farm	6
6 Out in the forest	14
7 Look at the stars	22
8 Animals are fun!	30

Atomic's Learning Club

Language booster 2	38
--------------------------	----

Festivals

National Olive Festival	40
Eid al-Fitr	41
Aqaba Arts Festival	42
Picture dictionary	43



Pearson

Lesley Koustaff and Susan Rivers



Welcome

My favourite day!

1 What do the children do in the story? Look and tick (✓).

1



2



3




4



5



6




7



8



9



10



11



12



2 Look and write.

go to bed
do homework


~~have breakfast~~
have art lessons

go home
go to school



have breakfast











3 Read and write. Listen and check.



What do you like doing ?

I _____ playing football.

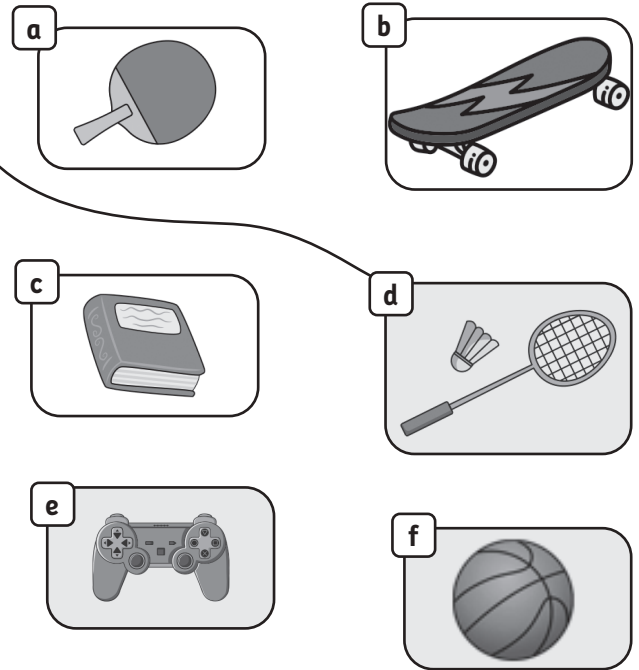
I _____ like playing football, but I love _____ badminton.

Me, too! Let's _____ now.


I can't. _____ about Saturday?

OK!

- 1 I **play** **plays** badminton.
- 2 He **skateboard** **skateboards**.
- 3 We **play** **plays** video games.
- 4 Lubna **read** **reads** books.
- 5 Laith and Omar **play** **plays** basketball.
- 6 Khaled **play** **plays** table tennis.



Yes, he/she does. No, he/she doesn't.

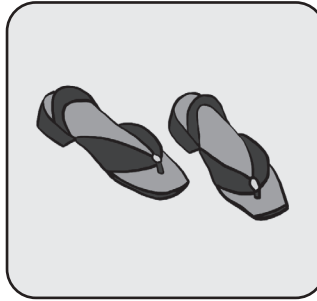
A stylized illustration of a roller skate, shown from a side profile. The skate has a dark grey boot with white laces and a white strap across the ankle. It is mounted on a black frame with two visible white wheels. In the bottom right corner of the illustration area, there is a white square with a black 'X' inside, indicating a deletion or removal action.

3 Look and circle.

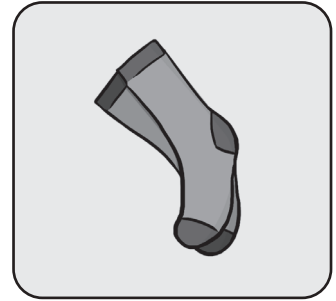
1

scarf hat dress


2

pyjamas trainers
sandals


3

trainers socks jeans


4

hat baseball cap scarf

5

hat shirt scarf

6

trainers jeans socks

Jobs

4 Read and match.

1 I want to be a teacher.

a

2 I want to be a doctor.

b

3 I want to be a builder.

c

4 I want to be a chef.

d



5

Fun on the farm

1  Look at Pupil's Book page 8. Read and write.

1 How do they go to the farm?

They go by _____

2 What colour is the motorbike?

3 How many cats can you see?

2 Follow and write.

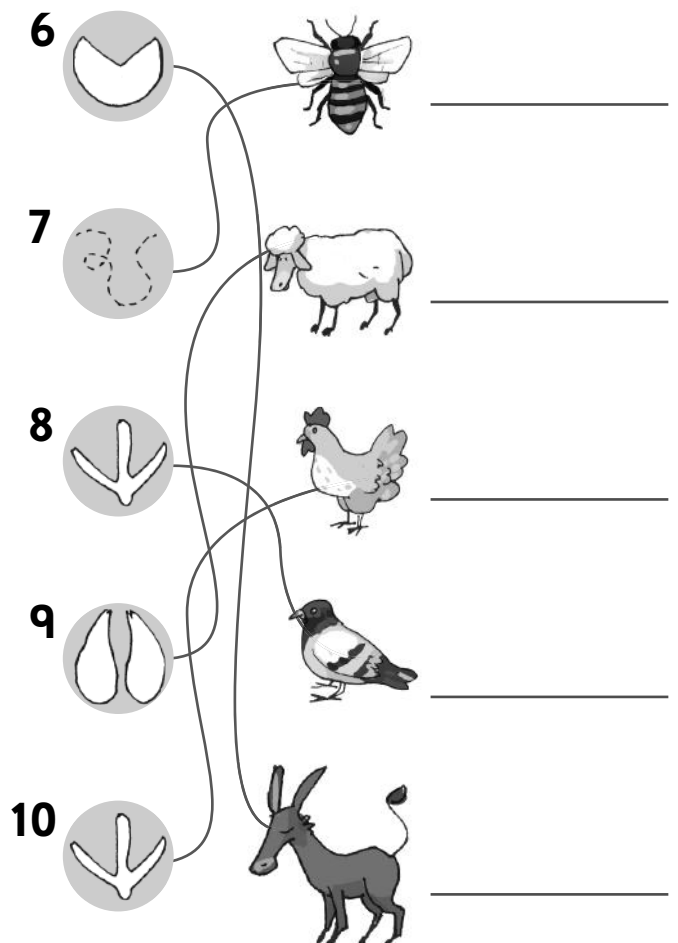
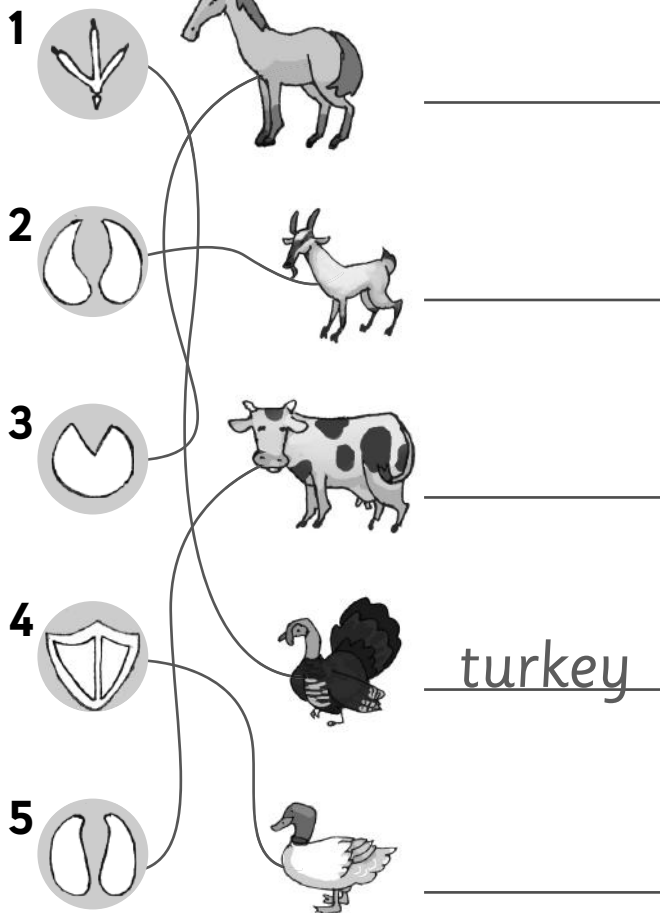
chicken
horse

cow
sheep

donkey
bird

duck
bee

goat
~~turkey~~





3 Look and write.

Yes, it is.

No, it isn't.



1 Is it running? Yes, it is. 2 Is it flying? _____



3 Is it walking? _____ 4 Is it climbing? _____

4 Look, read and circle.



1 Is she jumping flying a kite ?
Yes, she is.

2 Is he swimming climbing ?
No, he isn't.

3 Is she running walking ?
No, she isn't.

4 Is he reading drawing ?
Yes, he is.

1 After you read Remember the story. Read and tick (✓).

	True	False
1 Tom, Sami, Polly and Laila are helping at the school.	<input type="checkbox"/>	<input checked="" type="checkbox"/>
2 Polly loves cows.	<input type="checkbox"/>	<input type="checkbox"/>
3 The children are collecting the eggs.	<input type="checkbox"/>	<input type="checkbox"/>
4 The goats are running after Laila.	<input type="checkbox"/>	<input type="checkbox"/>
5 Bo is playing with the sheep.	<input type="checkbox"/>	<input type="checkbox"/>

2 Values Look and circle.



Yes No

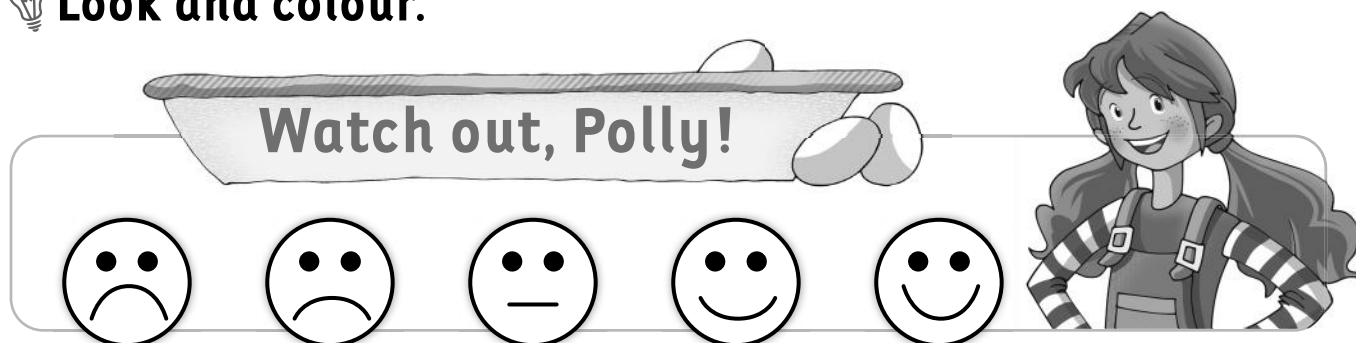


Yes No



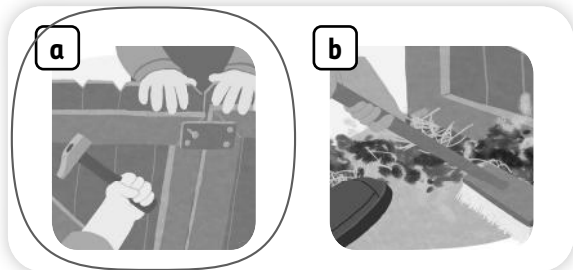
Yes No

3 Look and colour.



1 Look and circle.


1 fix the gate



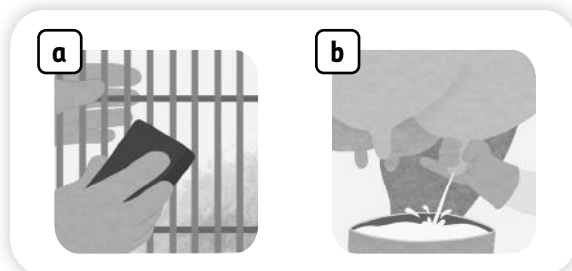
2 clean the cage



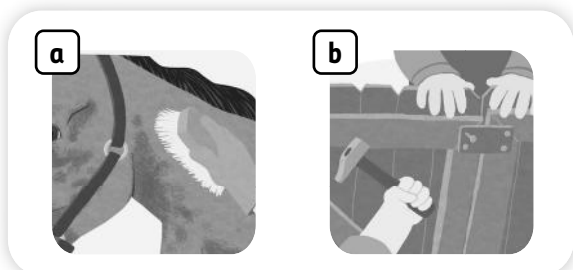
3 sweep the barn



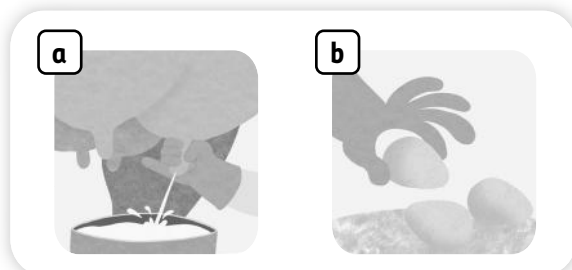
4 milk the cows



5 brush the horses



6 collect the eggs





2 Listen and write.

5.10

Yes, they are.

No, they aren't.








Yes, they are. _____

1 Read and circle.

A farm visit

My name is Noura. My family and I are helping on my uncle's farm.
 My mum and dad are feeding the turkeys.
 My brothers are collecting eggs.
 My aunt and cousin are brushing the horses.
 And look! My uncle is sleeping!



- | | | | | |
|---|---|-------------------------------|----------------|----------------------|
| 1 |  | Is he feeding the turkeys? | Yes, he is. | <u>No, he isn't.</u> |
| 2 |  | Are they fixing the gate? | Yes, they are. | No, they aren't. |
| 3 |  | Are they brushing the horses? | Yes, they are. | No, they aren't. |
| 4 |  | Is she sleeping? | Yes, she is. | No, she isn't. |
| 5 |  | Are they collecting eggs? | Yes, they are. | No, they aren't. |

2 ✨ Write, draw and share.


My name is _____.

My _____ is

_____.



My _____ are

_____.



1 Look and write.

olive trees farm picnic



2 After you read Read and circle.

1 People ____ the animals on the farm.

a take care of **b** fix

2 People ____ food on the farm.

a listen to **b** learn about

3 Some farms in Jordan have olive trees.

You can help ____ the olives.

a clean **b** collect

4 Families have picnics ____.

a outside **b** inside





1 Listen and number.



Yes. Fix the gate, please.

☐

OK! I can feed the sheep, too.

☐

Fix the gate, please.

☒

Thank you.

☐

Sorry, can you repeat that?

☐



Phonics

Lesson 10


1 Listen and write *ng* or *ing*. Then match.



1 ring



2 sweep



3 si

4 jump



5 wi

6 milk

1 Look and circle.

1



turkey

chicken


2



horse

donkey

3



bee

bird

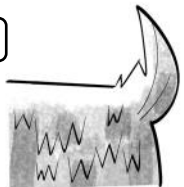
4



cow

sheep

5



duck

goat

2 Look and write.

Yes No is isn't

1



1 Is she walking? No, she isn't.

2



2 Is he swimming? ____, he ____.

3



3 Is it jumping? ____, it ____.

4



4 Is it running? ____, it ____.

3 Look, read and number.

1



2



3



4



a Are they sweeping the barn? Yes, they are.

☐

b Are they milking the cows? No, they aren't.
They're collecting eggs.

☐

c Are they brushing the horses? Yes, they are.

☒

d Are they cleaning the cages? No, they aren't.
They're fixing the gate.

☐

6

Out in the forest

1  Look at Pupil's Book page 16. Read and write.

1 What's the weather like? _____

2 What's the teacher wearing? _____

3 How many fish can you see? _____

2 Look, match and write.

new clean hard ~~fancy~~ wet

1



plain

a _____



2



dirty

b _____



3



dry

c _____



4



soft

d _____



5




old

e fancy



3 Follow and circle.



1 He's got He hasn't got an old computer.

2 She's got She hasn't got plain trainers.

3 She's got She hasn't got a fancy kite.

4 I've got I haven't got a new bike.

4 Look and write.

I've got I haven't got She's got ~~She hasn't got~~
He's got He hasn't got



1 She hasn't got an old dress. _____ a new dress.

2 _____ a fancy kite. _____ a plain kite.

3 _____ a hard chair. _____ a soft chair.

1 After you read Remember the story. Correct the words in bold.

yoyo hungry cabin sweater ~~walking~~

1 Amal, Polly and Laila are **swimming**.

walking

2 Bo's got a purple **kite**.

3 Tom's **jacket** is wet.

4 The children are going to a **house**.

5 Laila is **thirsty**.

2 Values Look and tick (✓) or cross (X).



3 Look and colour.

The map problem



1 Look, order and write.

1



h o t c r
t o r c h

2



e o t s o h a t t p

3



n u c e r s e s n

4




m h o a p o s

5



e i s g e n p l a g b

6



t n t e


2



Listen and match.



1



2



3



4



a No, she hasn't.

b No, I haven't.

c Yes, he has.

d Yes, I have.

1 Read and write.

A camping weekend

I'm Jamal. My family and I are camping.
 My brother's got toothpaste and shampoo.
 Look at my sister. She's got a new sleeping bag.
 My mum has got the torch.
 My dad has got the food.
 Oh, no! We haven't got a tent!



Yes No has hasn't



1 Has she got sunscreen?
No, she hasn't.

2



Has he got a torch?
 _____, he _____.



3 Has she got a new sleeping bag?
 _____, she _____.

4



Has he got the food?
 _____, he _____.


2  Write, draw and share.

I've got _____.

I haven't got _____.

My friend has got _____.

My friend hasn't got _____.



1 Look and write.

grill hole ~~vegetables and meat~~ fire

1



vegetables and meat


2



3



4



2 After you read Read and number.

- a Put a lid on the oven and cook!
- b Then, enjoy the food with rice and salad. Tasty!
- c Make a fire in the barrel.
- d Make a hole and put the metal barrel in the hole.
- e Put two grills on top of the fire. Put vegetables on the top grill and meat on the bottom grill.

☐
☐
☐
☒ 1

☐




1 Listen and write.

fancy shampoo plain



Whose _____ is this? Is it yours?

Yes, it's mine.

No, it isn't. It's his.

You're right. This one is _____.
Mine is _____. I'm sorry.

Phonics



Lesson 10

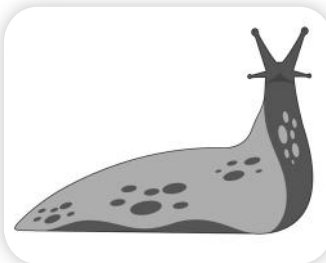
1 Listen and write *cl*, *fl* or *sl*.

1




c l iff

2



___ ug

3




___ ag

4



___ ip ___ op

5



___ eep

6

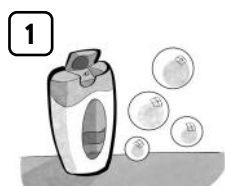


___ ean

1 Look and write.

~~shampoo~~ sleeping bag torch
toothpaste tent sunscreen

→ Across



1 s h a m p o o



↓ Down



2 Write.

I've got a _____ scooter.

3 Follow and circle.

1 Have you got dry sandals?



a Yes, I have.

b No, I haven't.

2 Has she got a fancy handbag?



a Yes, I have.

b No, I haven't.

3 Have you got clean pyjamas?



a Yes, he has.

b No, he hasn't.

4 Has he got a new bike?



a Yes, she has.

b No, she hasn't.

7

Look at the stars

1  Look at Pupil's Book page 24. Read and write.

1 Who is in the bedroom? _____

2 How many armchairs can you see? _____

3 Are the pyjamas dirty? _____

2 Look and write.

sofa
bookcase

clock
window

~~mirror~~
door

wardrobe
armchair

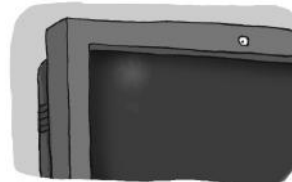
bed
television



1 mirror



2 _____




3 _____



4 _____



5 _____



6 _____



7 _____



8 _____



9 _____



10 _____

3 Look and tick (✓) or cross (X).



1 There's a sofa.

☒

2 There are windows.

☐

3 There are armchairs.

☐

4 There's a door.

☐

5 There's a television.

☐

6 There's a clock.

☐

4 Look, write and circle.

There's a

There are



1 There's a bed beds .

2 _____ mirror mirrors .

3 _____ wardrobe wardrobes .

4 _____ bookcase bookcases .

5 _____ window windows .

6 _____ clock clocks .


1 After you read Remember the story. Read and number.

- a Pyjamas and a teddy are on this. There's a clue under it! ☐
- b There's a cool surprise behind the garage. Hurry and look! ☐
- c What time is it? It's time to play! Look behind this for a clue.
- d There are cars and bikes in here. There's a clue under the car! ☐

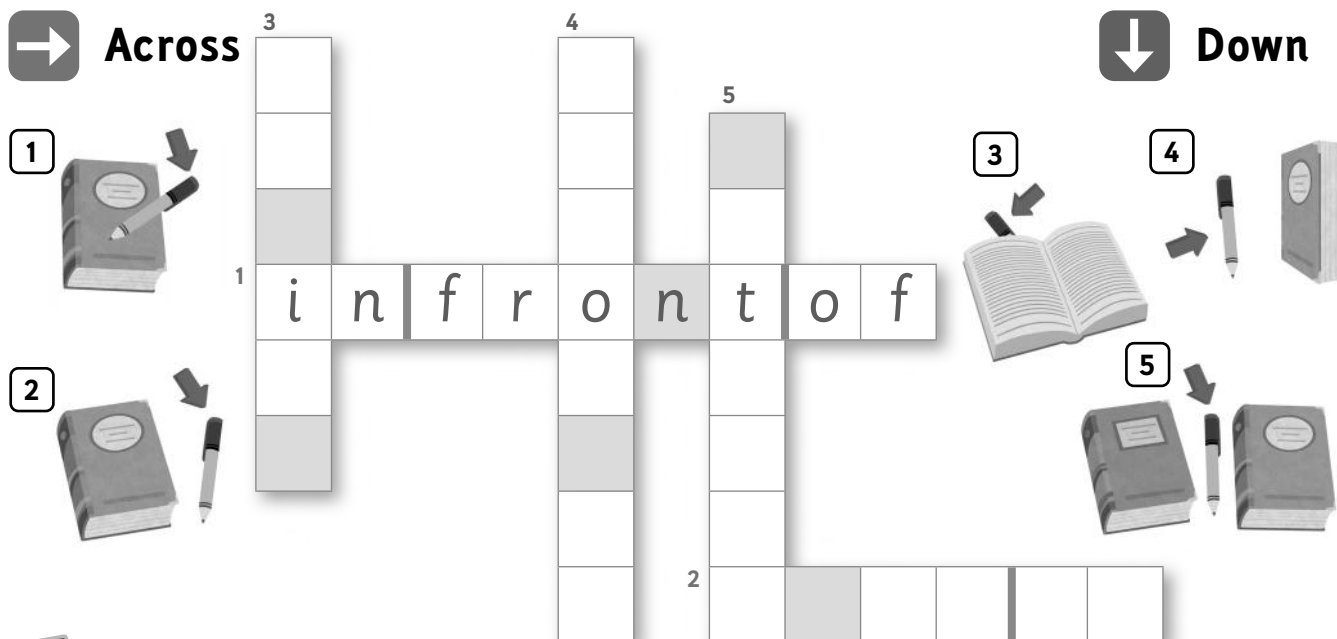
2 Values Look and write Yes or No.



3 Look and colour.



1 Look and write.


opposite next to between ~~in front of~~ behind

2 Write.

The bed is _____ the door.

3 Look and write.

There isn't a There aren't any




- 1 There isn't a television between the armchairs.
- 2 _____ clock in front of the window.
- 3 _____ mirrors opposite the door.
- 4 _____ armchairs next to the door.

1 Look, read and circle.

In the attic

I'm Omar. This is the attic in my home.
 Look! There's an armchair behind
 the bookcase.
 There aren't any books on the bookcase.
 There are toys on it.
 I play with my toys in the attic.
 I like the attic.



- 1 Omar is in the _____.
 a garage b attic c bedroom
- 2 ____ a sofa in the attic.
 a There isn't b There's c There aren't
- 3 The armchair is ____ the bookcase.
 a in front of b behind c opposite
- 4 ____ any books on the bookcase.
 a There are b There isn't c There aren't

2 ✨ Write, draw and share.


This is the _____ in my home.

There's a _____.

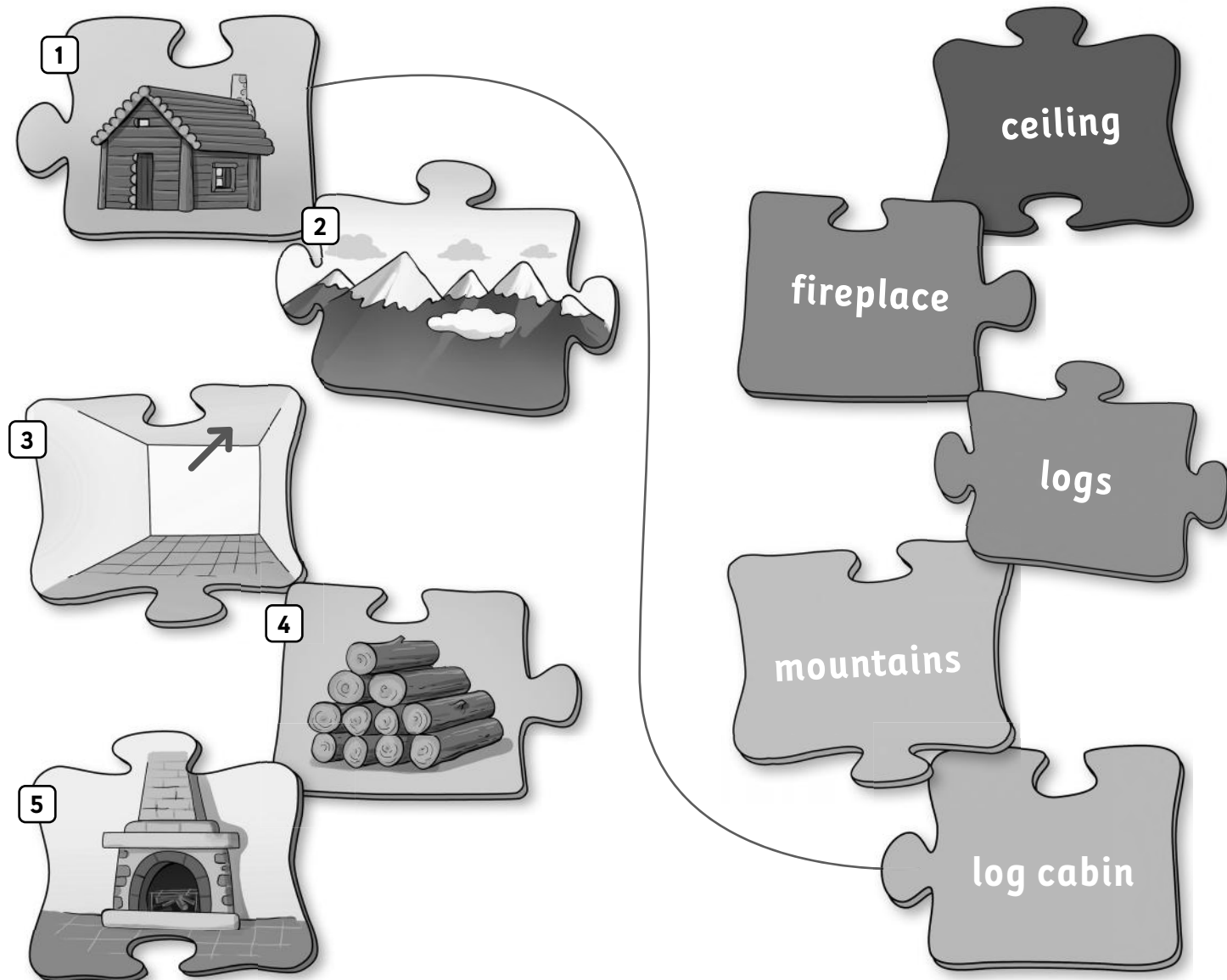
There isn't a _____.

There are _____.

There aren't any _____.



1 Look and match.



2 After you read Read and write Yes or No.

- 1 Trees come from logs.
- 2 A log cabin is a house.
- 3 There aren't any log cabins in Ajloun.
- 4 There are kitchens in log cabins but there aren't any bedrooms.
- 5 People can make beds from logs.

No





1  Listen and order. Then write.

Oh, no! I can't find my phone.

_____?

between / it / the / Is / bookcases

No, it isn't.

_____.

beds / Look / the / between

Good idea. Oh, here it is.


Phonics

Lesson 10

1  Listen. Circle the *ck* words red, the *ch* words blue, the *sh* words yellow and the *th* words green.



1



2



3



4



5



6



7



8





9



1 Look and circle. Then write.

There's a There are



1 a _____ armchair.

2 a _____ television.

b There are armchairs.

b _____ televisions.

3 a _____ sofa.

4 a _____ bookcase.

b _____ sofas.

b _____ bookcases.

2 Look and write. Then circle.

There isn't a There aren't any



1 There isn't a clock behind opposite the door.

2 _____ mirrors next to opposite the bookcase.

3 _____ windows next to behind the bed.

4 _____ bed between in front of the wardrobes.

8

Animals are fun!

1  Look at Pupil's Book page 32. Read and write.

1 What's the weather like? _____

2 What colour are the buses? _____

3 Has Bo got a ball? _____

2 Look, read and circle.

1



zebra

tiger

2



eagle

penguin

3



giraffe

elephant

4



hippo

penguin

5



eagle

crocodile

6



tiger

elephant

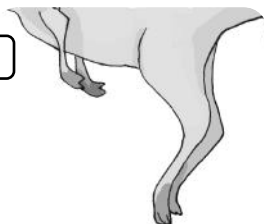
7



giraffe

tiger

8



elephant

kangaroo

9



penguin

monkey

10



crocodile

kangaroo



3 Listen and circle.

1 Can crocodiles climb trees?

Yes, they can.

No, they can't.

2 Can giraffes run?

Yes, they can.

No, they can't.

3 Can penguins fly?

Yes, they can.

No, they can't.


4 Can elephants swim?

Yes, they can.

No, they can't.

4 Read and write.

Yes No can can't



1 Can kangaroos fly?

No, they can't.



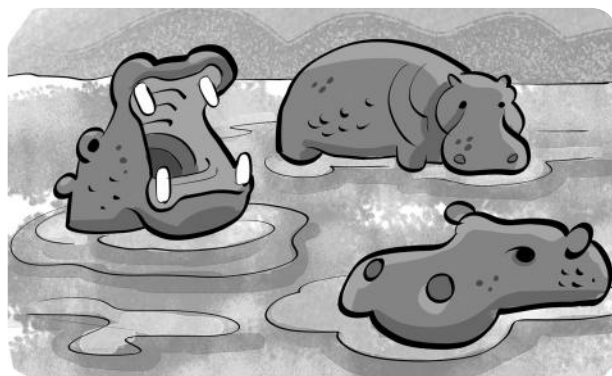
2 Can monkeys climb trees?

_____, they _____.



3 Can zebras jump?

_____, they _____.



4 Can hippos swim?

_____, they _____.

1 After you read Remember the story. Read and write.

Tom Bo Laila Polly Sami Atomic

1 I'm wearing a penguin mask.

My name is Sami.

2 I'm wearing an elephant mask.

My name is _____.

3 I'm wearing a monkey mask.

My name is _____.

4 I'm wearing a giraffe mask.

My name is _____.

5 It's wearing a tiger costume.


My name is _____.

6 He's wearing a crocodile costume.

My name is _____.

2 Values Look and tick (✓) or cross (X).

1



2



3



4




5



3 Look and colour.

A play at the zoo



1 Find, circle and write.

mango coconut burger ice lolly ~~kiwi~~ grapes

1



kiwi

2



3



4



5

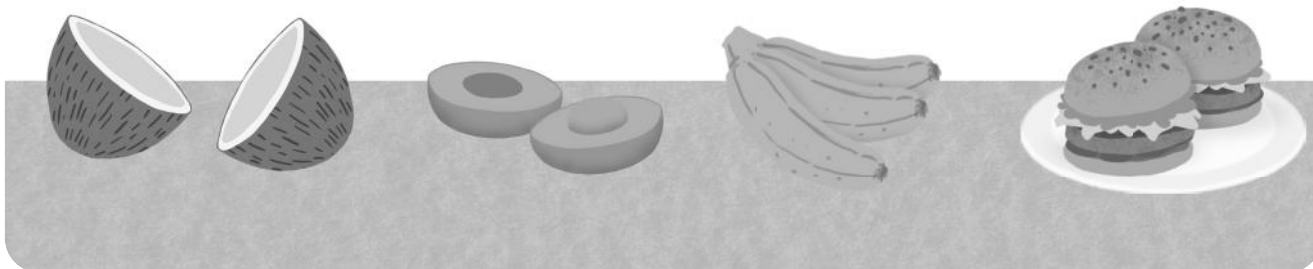


6



b	a	c	d	c	o	c	o	n	u	t	h
k	g	a	o	e	j	p	w	f	p	s	x
k	i	w	i	f	r	w	i	t	e	a	d
p	i	e	n	k	i	w	l	s	r	m	o
m	c	d	a	g	x	m	f	o	g	s	f
a	e	p	t	p	m	a	n	g	o	v	i
o	l	d	u	b	k	t	w	r	e	n	c
i	o	c	c	t	a	d	c	a	u	r	k
c	l	e	o	i	n	p	r	p	g	e	p
d	l	r	x	b	u	r	g	e	r	a	b
f	y	y	k	s	m	w	i	s	u	g	j

2 Look, read and circle.

1 Is there a mango kiwi?

Yes, there is.

2 Are there any bananas grapes?

No, there aren't.

3 Is there a coconut an apple?

No, there isn't.

4 Are there any ice lollies burgers?

Yes, there are.

1 Read and write.

At the zoo



Welcome to our zoo. There are a lot of fun animals in it.

There aren't any eagles or penguins.

There are giraffes and tigers.

There's an elephant and a hippo, too!

Giraffes and tigers can run and jump.

Elephants and hippos can run, too, but they can't jump.

1 Are there any eagles?

No, there aren't.

2 Are there any tigers?

3 Is there a crocodile?

4 Is there a hippo?

5 Can tigers run?

6 Can elephants run?

7 Can hippos jump?

2 ✨ Write, draw and share.

I'm at my favourite zoo.

Is there a _____? Yes, there _____.


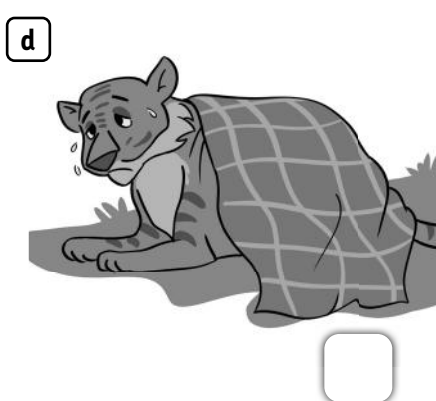

Is there a _____? No, there _____.

Are there any _____? No, there _____.

Are there any _____? Yes, there _____.



1 Listen and number.



2 After you read Read and write.

Yes No are aren't can can't

1 Are there rescue centres in Jordan?

Yes, there are.

2 Are there baby animals in the rescue centres?

_____, there _____.

3 Can people visit the rescue centres?

_____, they _____.

4 Can people feed the animals?

_____, they _____.





1 Listen and circle.

1

a



b



2

a



b



Phonics

Lesson 10

1 Listen and circle two words with the same sound.

1

a



b




c



2


a



b

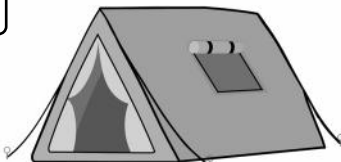


c



3

a



b



c



2 Listen and write *fr*, *gr* or *cr*.



1 grapes

3 ____iday

5 ____ocodile

2 ____y

4 ____ey

6 ____uit

1 Follow and write.

kangaroos

eagles

elephants

crocodiles

~~giraffes~~



jump

run

fly

climb

swim

1 Can hippos and giraffes fly ?

No, they can't.

2 Can zebras and _____ ?

3 Can giraffes and _____ ?

4 Can penguins and _____ ?

5 Can tigers and _____ ?

2  Read, draw and share.

1 Is there a mango? Yes, there is.

2 Are there any ice lollies? Yes, there are.

3 Is there a kiwi? No, there isn't.

4 Are there any coconuts? Yes, there are.

5 Are there any grapes? No, there aren't.




Language booster 2

1 Look, read and choose.



park post office



chemist's bakery




department store
supermarket



bank bookshop



bank post office




supermarket
chemist's

2 Read about Maha. Write *was* or *wasn't*.

Yesterday ...

1 I was at the supermarket.



2 I _____ at the bakery.



3 I _____ at the post office.



4 I _____ at the park.



5 I _____ at the bookshop.

3 Read and order the dialogue.

Is it next to the bank?

Thank you.

It's on Green Street.

1 Excuse me. Where's the bakery?

No, it's next to the bookshop.

4 Complete the dialogue. Use different places.

Excuse me. Where's the _____?

It's on Green Street.

Is it next to the _____?

Thank you.

No, it's next to the _____?

5 Where were they yesterday? Read and write.

Hanan

Heba

~~Amal~~

Malak

I'm Heba. Yesterday, me and my friends were in town. I was at the post office. Malak was at the bookshop. Amal was at the supermarket, and Hanan was at the bank.



Amal



National Olive Festival

1 Look and write.

dip bottle ~~olive oil~~
olives taste soap



olive oil



2 Read and write.

taste demonstrations ~~festival~~
farmers bottles soap

There's a National Olive Festival in Jordan every year. People can listen to _____ talk about their olives. They can watch cookery _____. They can _____ olive oil and they can buy _____ and _____.



Eid al-Fitr



1 Look, read and number.

1 feast


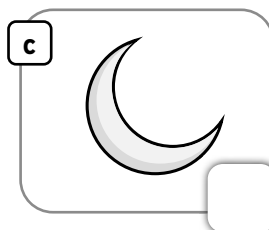
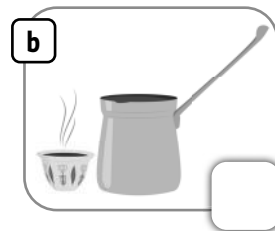

2 money

3 meat

4 crescent moon

5 Arabic coffee

6 sweets



2 Read and write.

lanterns meat feasts charity
~~crescent moon~~ Arabic coffee

Eid al-Fitr begins with a crescent moon in the sky.

Families and friends have _____.

They get together to eat sweets, rice and _____.



They drink _____ with friends.

They give money to _____.

They decorate their houses with _____.



Aqaba Arts Festival



1 Look, read and write.

henna painting

bowl

basket

bracelet

~~rug~~

necklace

1



rug

2



3



4



5



6



2 Read and write.

necklaces

henna

workshops

~~stalls~~

bowls

rugs

At the Aqaba Arts Festival, people can go to stalls to buy _____, _____ and _____.

They can have _____ painting on their hands or arms.

They can go to _____ to make things.



Picture dictionary

socks
builder

teacher
police officer

dress
sandals

doctor
jeans

scarf
chef























duck	clean the cage	goat	fix the gate	horse
bee	collect the eggs	milk the cows	sheep	bird
turkey	donkey	brush the horses	cow	
chicken	sweep the barn			

































sleeping bag torch fancy hard toothpaste
 soft wet clean shampoo dirty tent old
 dry plain sunscreen new

































mirror bookcase in front of armchair opposite
 sofa next to bed wardrobe behind
 between clock door television window

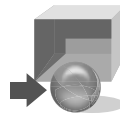




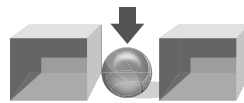




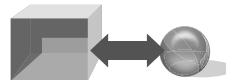








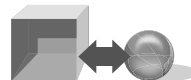














kangaroo coconut hippo ice lolly elephant
giraffe burger zebra mango crocodile eagle
penguin tiger kiwi grapes monkey

































National Olive Festival, Eid al-Fitr and Aqaba Arts Festival

pour stall meat olives sweets bracelet
dip feast necklace oil crescent moon
rug demonstrations Arabic coffee performance
bottle money basket charity taste
henna painting soap lantern workshop



















































Image Credit(s):

Alamy Stock Photo: Dimitris Aspiotis 48, Ian Bottle 11, mohammad arar 27, Tim E White 48; **Getty images:** Santiago Urquijo 48, SashaFoxWalters 48; **Pearson Education Ltd.:** Malcolm Harris 44; **Shutterstock.com:** A. J. Gallant 35, abeer estaitia 48, Ahmad A Atwah 48, AhmedsGraphics 36, Alexey Goosev 47, all_about_people 5, Allexandar 48, AminaAster 41, Ankit RK Garg 41, Anna Klepatckaya 43, antoniodiaz 39, 43, Artem Kniaz 42, Atiketta Sangasaeng 46, Ayoub kayor 11, Baramyou0708 48, bat-2 45, Beach Creatives 44, Best_photo_studio 5, BlueRingMedia 20, BRO.vector 40, buteo 47, Butterfly Hunter 44, CHAIWATPHOTOS 46, Choksawatdikorn 44, Corepics VOF 44, davegkugler 47, defpicture 47, Diane Diederich 45, Dina Saeed 48, Dmitrij Skorobogatov 47, Dmitriy Feldman svarshik 43, Elena Istomina 28, Enez Selvi 48, Esfir se 20, fernando sanchez 47, Fh Photo 43, Flash Vector 28, Fotyma 43, Goinyk Production 47, Ground Picture 43, HainaultPhoto 41, hangingpixels 47, Hemis 48, Huey Min 19, Hussein Kassir 41, hvostik 20, IKO-studio 46, isabela66 48, Janusz Pienkowski 48, Jeffrey B. Banke 44, Jemastock 41, Jessica2 45, JoannaTkaczuk 40, Juan Carlos Munoz 48, Julia Sudnitskaya 44, Kakigori Studio 28, katsuba_art 28, klyaksun 35, Korosi Francois-Zoltan 20, LCAT Productions 47, LeonP 44, LN_PHOTO 46, Lubo Ivanko 48, Luisa Puccini 48, LUNA BRILLANTE 47, Macrovector 35, Mark Herreid 45, MartinMaritz 47, Martin Nemec 44, Martinez Studio 48, Mateescu Mircea Mugur 48, Mathisa 45, Mega Pixel 5, Mikbiz 45, Milos Luzanin 45, Mind Pixel 28, Moises Fernandez Acosta 46, monticello 46, Nattika 47, New Africa 5, 43, 48, Nomad_Soul 46, Nora Hachio 28, Odua Images 48, Olga1818 20, olivier siri 45, Osetrik 44, mayu85 43, Petr Malyshev 45, PFMphotostock 48, Pixel-Shot 45, 48, potatosapiens 28, Pumee Poonnin 45, Reinhold Leitner 44, Room27 46, sebra 48, Sensvector 41, Sergey Chumakov 43, Sherjaca 44, sirtravelalot 44, smashingstocks 20, SpiritArt 45, StockphotoVideo 48, Tartila 36, Tatjana Rantasha 44, TerraceStudio 43, Tim UR 47, Tom Bird 44, trattiertratti 45, Valentina Vectors 19, Valentyn Volkov 47, VectorPot 41, Vichy Deal 45, visa netpakdee 47, vitality_73 43, vladwel 28, yatate 19, YK 46, Yuliia Konakhovska 36, Zacchio 44, Zhuna 41

Illustrated by Mercè Orti Climent (stories), Miguel Calero, Dani Cruz, Javier Monsalvett, José Rubio, José Zazo and Christos Skaltsas (Hyphen)

Cover Image: Mercè Orti Climent, Jon Arnold Images Ltd

المملكة الاردنية الهاشمية
وزارة التربية والتعليم



السلام عليكم ورحمة الله وبركاته

نرحب بكم في

[موقع ومنتديات صقر الجنوب التعليمية](#)

[منهاج المملكة الأردنية الهاشمية](#)

ويسعدنا ويشرفنا ان نستمر معكم في تقديم

كل ما هو جديد للمنهاج المحدث المطورة ولجميع

المستويات والمواد

ملفات نجمها من كل مكان ونضعها لكم في مكان واحد

ليسهل تحميلها

علما ان جميع ما ننشر مجاني 100%

أخي الزائر - أختي الزائرة ان دعمكم لنا هو انمامكم لنا

فهو شرف كبير

[صفحتنا على الفيس بوك هنا](#)

[مجموعتنا على الفيس بوك هنا](#)

[قناتنا على اليوتيوب هنا](#)

جميع ملفاتنا نرفعها على مركز تحميل خاص في [صقر الجنوب](#)

نحن نسعى دائما الى تقديم كل ما هو أفضل لكم و هذا وعد منا ان شاء الله

شجعونا دائما حتى نواصل في العطاء و [نسال](#) الله ان يوفقنا و يسدد خطانا

في حال واجهتك اي مشكلة في تحميل اي ملف

من [منتديات صقر الجنوب](#) [المنهاج الاردني](#)

[صفحة اتصل بنا](#)