

# 2

## Then and now




### Vocabulary

1 Look at Pupil's Book page 20 and complete the sentences.

- 1 In the picture in the garden, Hamed's mum is playing basketball <sup>كرة سلة</sup> <sup>في الحديقة</sup> <sup>والدة حامد</sup> <sup>يلعبون</sup> <sup>في</sup>  
with Hamed. <sup>حامد</sup>  
2 In the picture of Hamed as a baby, his dad has got a beard <sup>لحية</sup> <sup>ابوه</sup> <sup>ولد</sup>  
not a moustache. <sup>شارب</sup> <sup>وليس</sup>

2 Look and write.

mouse tablet telephone email mobile phone  
smartwatch keyboard letter computer  
<sup>فأرة</sup> <sup>تابلت</sup> <sup>هاتف</sup> <sup>ايميل</sup> <sup>حاسوب</sup>  
<sup>ساعة ذكية</sup> <sup>لوحة مفاتيح</sup> <sup>رسالة</sup>



- 1 smartwatch  
2 telephone  
3 mouse

- 4 tablet  
5 Computer  
6 mobile phone

- 7 email  
8 Keyboard  
9 Letter

3 Complete the table.

<sup>ياخذ</sup> <sup>حقيبة</sup> <sup>كتاب</sup>  
a friend Maths a book a bag  
<sup>الطبيب</sup> <sup>قواعد</sup> <sup>الدراس</sup>  
the doctor grammar

<sup>يحمل</sup> carry	<sup>يتصل</sup> call	<sup>يدرس</sup> study
a book	a friend	grammar
a bag	the doctor	Maths

### I'm learning

When you learn new verbs, you can draw a table like the one in Activity 3. It will help you remember phrases. Try with make, play, write or wear.





لمادة اللغة then and now أسئلة كتاب الطالب والأنشطة لوحدة  
الصف الخامس الفصل الاول Jordan high note الانجليزية


Lesson 4 Story 2


1 After you read Look, read and match.  
Then write *Katy, Millie, Hamed or Bo.*

**The secret phone**

1  b

2  d

3  a

4  c

a Look at this picture of a speaking tube!  
b Here's my project about how things were different 10 years ago and more.  
c Let's use this code mum told me about!  
d Was everything very different 10 years ago?

*Katy*  
*Hamed*  
*Millie*  
*Bo*

2 Correct the mistakes.

1 The children make a speaking tube with two bottles, a hose and some string. *انبون تحادث عليه من قاء*

2 Hamed's parents were in Germany when they were young. *المينما في ألمانيا*

3 Hamed's parents had a tablet ten years ago. *منذ عشر سنوات*

4 Over 100 years ago, people used a mobile phone to talk to each other. *مع نعمة*

5 The children make a secret Discovery Team phone number. *السرّي*

*cans*  
*Jerash*  
*Computer*  
*Speaking tube*  
*Code*

3 Values Read and tick (✓). Who's being creative?

1 I found two cans and a hose. *علبتين حطوم*

2 Let's copy their idea. *فكرتهم*

3 Why don't we make our own secret Discovery Team code? *س*

4 I can't think of anything to use. *لاستخدام اي شئ*

5 We can use this hose to make a speaking tube. *انبون حطوم*

*I am creative.* *مبتكر*

4 Make your own version of Millie's code. Then write a message. Can your partners break the code?

nineteen 19



لمادة اللغة then and now then and now أسئلة كتاب الطالب والأنشطة لوحدة  
الصف الخامس الفصل الاول Jordan high note الانجليزية

Grammar

Lesson 6

1 Listen and tick (✓).

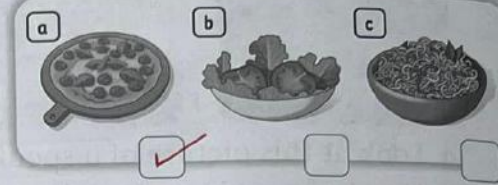


Grammar reference, page 28

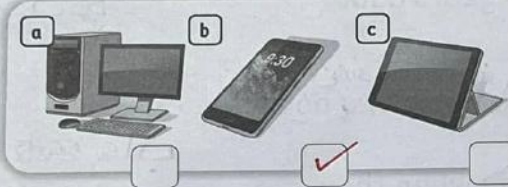
1 Where did Fatima go last weekend? *forest*



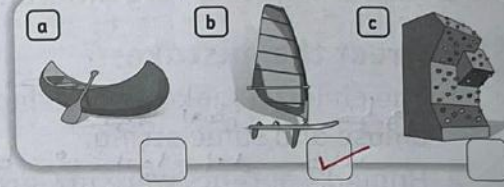
2 What did Tareq have for lunch at school two days ago? *Pizza*



3 What did Zeinab use to write to her granny? *mobile phone*



4 Which sport did Sami try at the summer camp? *WindSurfing*



2 Look and complete the sentences.

يذهب go    يشرب drink    يستخدم use    يلبس wear    يلعب play









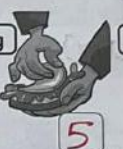

- 1 I used a mobile phone. I didn't use a tablet.
- 2 He didn't play football. He play basketball.
- 3 They drank lemonade. They didn't drink water.
- 4 You didn't wear a hat. You wore a scarf.
- 5 She went to the lake. She didn't go to the river.

لمادة اللغة then and now حلول أسئلة كتاب الطالب والأنشطة لوحدة  
الصف الخامس الفصل الاول Jordan high note الانجليزية

Lesson 8 Vocabulary and Grammar 2

1 Reorder the letters. Then match.

1 dloh pne	يحمل hold	أولمّا a pen
2 niw crae	يفوز win	بالسباق a race
3 tspo tlrete	يرسل post	الرسالة a letter
4 letl tyros	يحكي tell	قصة a story
5 kema hasdwnic	يجل make	ساندوتش a sandwich
6 dsne melai	يرسل send	إيميل an email
7 eit lhcoesae	يرد tie	رباط الحذاء a shoelace
8 kema cfea	يلوي make	وجهه a face

a  3 b  2 c  8 d  4 e  1 f  6 g  5 h  7

2 Listen and tick (✓) or cross (X). What could or couldn't they do when they were younger?

1 Salwa	a post a letter	<input checked="" type="checkbox"/>	2 Osama and Ibrahim	a win a race	<input checked="" type="checkbox"/>
	b make a face	<input checked="" type="checkbox"/>		b tie a shoelace	<input checked="" type="checkbox"/>
3 Eman and Rola	a make a sandwich	<input checked="" type="checkbox"/>	4 Abbas	a hold a pen	<input checked="" type="checkbox"/>
	b send an email	<input checked="" type="checkbox"/>		b tell a story	<input checked="" type="checkbox"/>

3 Look at Activity 2 and write.

1 Salwa couldn't post a letter, but she could make a face.

2 Osama and Ibrahim could win a race but they couldn't tie shoelace.

3 Eman and Rola could make a sandwich but they couldn't send email.

4 Abbas couldn't hold a pen, but he can to tell stories.

twenty-one 21





لمادة اللغة then and now حلول أسئلة كتاب الطالب والأنشطة لوحدة  
الصف الخامس الفصل الاول Jordan high note الانجليزية


**CULTURE**


1 Find the words and write. Then find the hidden message.


يَهز زلزال  
بركان volcano  
اختراعات inventions  
تكنولوجيا technology  
يستكشف explore  
يسمى painting  
earthquake


a  painting


b  volcano

c  shake

d  inventions

e  technology

f  earthquake

g  explore

THE  
SHAKE  
I ENCEMUSE  
UT ECHNOLOGYMI  
SMXYFAVOURITE  
BPAINTINGEC  
ALUSEICANLE  
VOLCANOARNH  
ORWITHINGSWO  
REARTHQUAKE  
KINVENTIONS

The <sup>العلوم</sup> Science Museum <sup>متحف</sup> is my <sup>المفضل</sup> favorite because <sup>لأنه</sup> I can <sup>استطيع</sup> learn <sup>تعلم</sup> how <sup>كيف</sup> things <sup>الاشياء</sup> work <sup>تعمل</sup>.

2 After you read Read and answer.

متحف التاريخ الطبيعي المتحف الاردن متحف شنغهاي  
Natural History Museum The Jordan Museum Shanghai Museum

In which museum can you ...

- 1 learn about technology? Shanghai Museum
- 2 see plants and animals? Natural History Museum
- 3 learn about volcanoes? Natural History Museum
- 4 see ancient statues? The Jordan Museum
- 5 watch a film about space? Shanghai Museum
- 6 learn about Chinese inventions? Shanghai Museum



لمادة اللغة then and now حلول أسئلة كتاب الطالب والأنشطة لوحدة  
الصف الخامس الفصل الاول Jordan high note الانجليزية

English in action 2

Asking for information

**1 Match the sentence halves.**

1 What can you	a about animals, plants and volcanoes.
2 I'd like some information about	b from 11 am to 5 pm.
3 What time does it	c see and do there?
4 It's open every day	d open and close?
5 What do you	e want to know?
6 You can learn	f very much.
7 Thank you	g the Natural History Museum, please.

**2 Complete the dialogue with the sentences in Activity 1. Then listen and check.**

Malek: Hello. (1) I'd like some information about the Natural History Museum, please.

Tourist information agent: Yes, of course. (2) What do you want to know?

Malek: (3) What can you see and do there?

Tourist information agent: It's an incredible museum!

(4) You can learn about plants and Volcanoes.

Malek: It sounds great! (5) What time does it open and close?

Tourist information agent: Let me see.

(6) It's open every day from 11 am to 5 pm.

Malek: OK. (7) Thank you very much.

**Pronunciation**

**3 Look and write. Listen and check. Say a sentence for each word. What makes each verb into a noun?**

الاسم Noun	الفعل Verb
decoration	decorate
donation	donate
education	educate
celebration	celebrate

donation تبرع  
celebrate احتفال  
decorate تزيين  
education تعليم

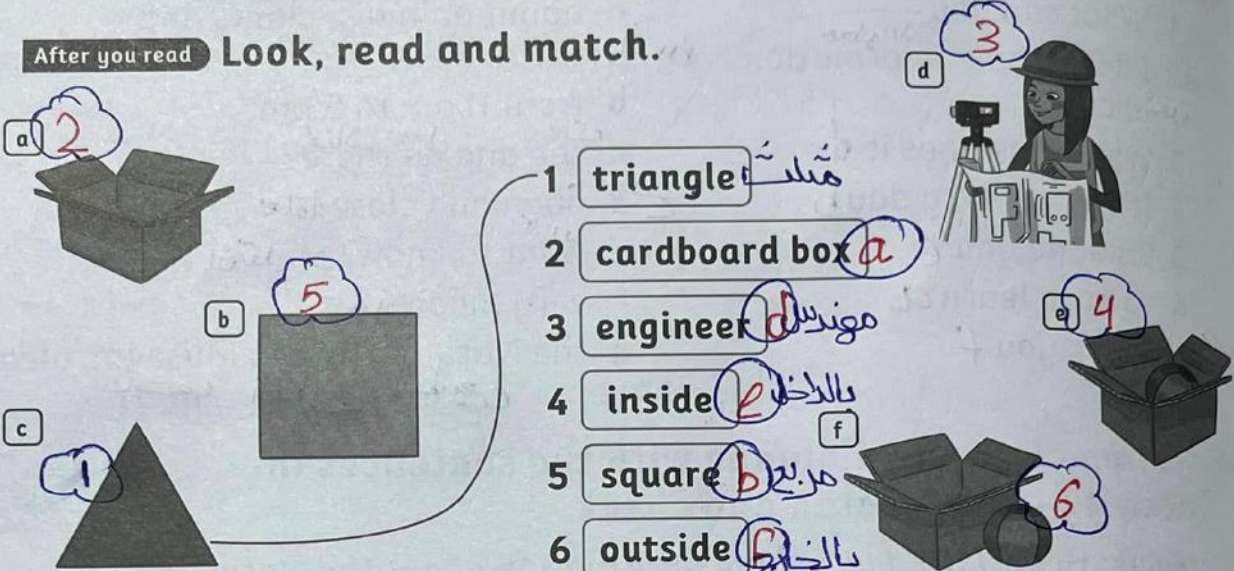


لمادة اللغة then and now أسئلة كتاب الطالب والأنشطة لوحدة  
الصف الخامس الفصل الاول Jordan high note الانجليزية

Skills Lesson 11

قراءة Reading

After you read Look, read and match.



1 triangle مثلث  
2 cardboard box a  
3 engineer مهندس  
4 inside e f  
5 square b  
6 outside g

Complete the sentences.

1879 cardboard engineer inside strong  
bridges triangle different

1 In 1879 the engineer Robert Gair invented the cardboard box.

2 Today we can use cardboard for many different things.

3 Cardboard is strong because it's got a lot of triangles inside.

4 You can see triangle shapes in bridges or bikes too.

Think about an object made of cardboard you have at home. What is it? Where is it? Write. Then compare in pairs.

There's a cardboard lamp in my bedroom.



لمادة اللغة then and now حلول أسئلة كتاب الطالب والأنشطة لوحدة  
الصف الخامس الفصل الاول Jordan high note الانجليزية

2

كتابة

Writing

**tip Writing**  
 Start the report about a visit with the date of the visit. Then organise your work into paragraphs.

**1 Read and match the sentences with the paragraph headings.**

1 When and where did you go? *متى وأين*

2 What's special about it? *مميز*

3 What could you do there? *أن تستطيع ما تفعل هناك*

4 What did you learn? *أنا تعلمت*

a I learnt a lot about human history and culture. *أدخ الإنسان عن الكثير تعلمت*

b On 23<sup>rd</sup> June, I visited the British Museum. *البريطاني زرت متحف*

c I could see the Egyptian mummies. *مصرية مومياء*

d It's one of the most important museums in the world. *أهم من واحدة مهم المتاحف العالم*

**2 Write a report about your visit to a museum or another interesting place.**

**1 Plan**

**Read and answer. Make notes.**

When and where did you go?

What's special about it?

What could you do there?

What did you learn?

On 24<sup>th</sup> September, I visited Children Museum.

One of the big museum in Jordan.

You can see Planetarium.

I learnt about space.

**2 Write**

**Use your notes and write.**

On 24<sup>th</sup> September, I visited children museum.

The Children Museum is big.

It's special because the Planetarium room.

You should see the all rooms.

I learnt about space.



 Read and answer for you. Then, in groups of four, ask and answer the questions and complete the questionnaire.

When you were five, could you ...

	me	Nada	Ahmad	Ali
spell a word in English?	no	yes	no	yes
tie a shoelace?	no	yes	no	no
make a sandwich?	no	no	yes	yes

Last year, did you ...

	me	Nada	Ahmad	Ali
win a race?	yes	yes	no	no
post a letter?	yes	yes	no	yes
visit a museum?	No	yes	no	yes

**Look at Activity 1. Write about what your friends and you could do at the age of five and what you did last year. Write in your notebook.**

When they were five, Hani and Adnan could spell ...

Last year, Hani, Adnan and Sameer visited a museum ...

When





ثم and now حلول أسئلة كتاب الطالب والأنشطة لوحدة  
الصف الخامس الفصل الاول Jordan high note الانجليزية

Extra practice

2

1 Find and match.

حاسوب  
computer

إيميل  
email

لوحة مفاتيح  
keyboard

فأرة  
mouse



tablet

رسالة  
letter

هاتف محمول  
mobile phone

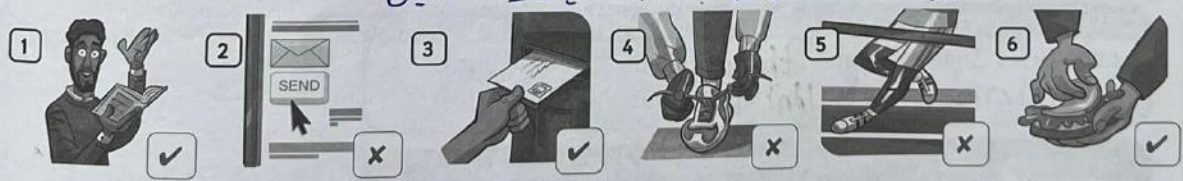
ساعة ذكية  
smartwatch

2 Write the correct form of the words in brackets.

- 1 My mum carried my bag to school. (carry)
- 2 Did you call me yesterday? (call) <sup>البارحة</sup>
- 3 My brother didn't study Social Studies last year. (not study) <sup>دراسات اجتماعية</sup>
- 4 I didn't go to visit my grandparents at the weekend. (not go)
- 5 We ate cereal for breakfast this morning. (eat) <sup>الصباح هذا فطور</sup>
- 6 Did the doctor see you yesterday? (see) <sup>الدكتور الأمس</sup>

3 What could or couldn't they do when they were six? Look and write.

سأفعل  
post a letter  
رسالة ارسل  
tell a story  
قصة يحكي  
make a sandwich  
ساندوتش يحل  
win a race  
سباق يفوز  
tie a shoelace  
ربطة الحذاء يربط  
send an email  
إيميل يرسل



- 1 Laith could tell a story.
- 2 My brother couldn't send an email.
- 3 I could post a letter.
- 4 Her sister couldn't tie a shoelace.
- 5 Nour and Salwa couldn't win a race.
- 6 You could make a sandwich.



لمادة اللغة then and now حلول أسئلة كتاب الطالب والأنشطة لوحدة  
الصف الخامس الفصل الاول Jordan high note الانجليزية

### Vocabulary

- 1 Translate the words into your language in your notebook.  
Add more words to the list.

Technology  
computer حاسوب email ايميل keyboard لوحة مفاتيح letter رسالة mobile phone هاتف محمول mouse فأر  
smartwatch ساعة ذكية tablet هاتف telephone هاتف

### Verbs

call ياتصل carry يحمل study يدرس

### Phrases

hold a pen يمسك قلمًا make a face يملأ وجهه make a sandwich ساندوتش post a letter رسالة  
send an email يرسل ايميل tell a story قصة يحكي tie a shoelace يربط حذاء win a race يفوز بالسيارة

### Grammar

- 2 Read and complete.

Did play lost When ago last Could throw couldn't What

#### Past simple affirmative and negative

I / You / He / She / It	<sup>1</sup> lost the race	two days <sup>2</sup> ago
/ We / You / They	didn't <sup>3</sup> play football	<sup>4</sup> last month.

#### Past simple interrogative

<sup>5</sup> When did I / you / he / she /	use the tablet?
<sup>6</sup> Did it / we / you / they	find the email?
Yes, I / he / she / it / we / you / they	No, I / he / she / it /
did.	we / you / they didn't.

#### Changes in spelling

Regular verbs افعال منتظمة	play → played
Irregular verbs افعال غير منتظمة	try → tried
	have → had
	give → gave

#### could affirmative and negative

I / You / He / She / It	could <sup>7</sup> throw a ball	at the age of
/ We / You / They	<sup>8</sup> couldn't spell words	one.

#### could interrogative

<sup>9</sup> What could I / you / he / she /	do at the age of five?
<sup>10</sup> Could it / we / you / they	write an email?
Yes, I / he / she / it / we / you / they	No, I / he / she / it / we
could.	/ you / they couldn't.





## Get ready for...

Lesson 14

2

### A1 Movers Listening Part 2

Do!

1



Listen and write.



### Going to the museum

- 1 Name of museum: Computer and Technology Museum
- 2 Things to see there: oldest computers and most modern mobile phones
- 3 Things to do: send emails and play games
- 4 When they went: in the afternoon at 2 o'clock
- 5 Where they ate lunch: at home

### A1 Movers Speaking Part 4

#### 2 Let's talk about you. Answer the questions.

- 1 Did you use a computer at school today?

No, I didn't but I used yesterday.

No, I didn't, but I used one at home.

- 2 Did you write any letters last month?

Yes, I did. I wrote to my friend Nada.

Yes, I did.

I wrote to ...

- 3 Could you use a tablet when you were four?

No, I couldn't.

- 4 Could you tie your shoelaces when you were four?

No, I couldn't.

Yes, I could. / No, I couldn't.





لمادة اللغة then and now حلول أسئلة كتاب الطالب والأنشطة لوحدة  
الصف الخامس الفصل الاول Jordan high note الانجليزية


Learning club Language Booster 1


اسماء بسيلوني 0795342140


Write the letters to complete the words.


1  m a k e a pizza

2  b a k e a cake

3  d o an experiment

4  b u i l d a robot

5  m a k e a rocket

6  v i s i t a museum

Match the questions and answers.

1 What about building a robot? c

2 How about baking a cake? c

3 What about visiting a museum? d

4 How about doing an experiment? e

5 What about making a rocket? a

a Yes, that's a great idea!  
I love making things.

b No, I don't like building things.

c Yes, I'm hungry. Let's bake!

d No, museums are boring.

e No, I don't like science.



3 Order the words to complete the dialogue.

1 shall do we What

Hisham: What shall we do

2 about doing How experiment an

Issa: How about doing an experiment

3 don't science like No, I

Hisham: No, I don't like science.

4 making What pizza about a

Issa: What about making a Pizza.


5 idea that's great a Yes,

Hisham: yes, that a great idea.

6 pizza a make let's OK,

Issa: OK, let's make a Pizza.

4 Now write your own dialogue. Use the picture prompts.



1 How about baking cake?

2 No, I don't like sweets.

3 What about playing computer games?

4 Yes, that a great idea.

5 OK. Let's play computer games.

5 Draw an indoor activity. Write a suggestion. Share



# 2

## Then and now

**Technology:** computer, email, smartwatch, keyboard, letter, carry, mouse, telephone, call, tablet, mobile phone, study  
**Verbs:** post a letter, hold a pen, send an email, win a race, make a face, make a sandwich, tell a story, tie a shoelace  
**Pronunciation:** inform, information, describe, description

1 How many things can you find that use electricity?

### Then and now



My mum and dad when they were teenagers

My mum and dad when I was little

My mum and dad now.

The name of computer is backwards



What's wrong in the picture?

What are Hamed's mum and dad doing in the photos?

Which are the oldest photos? → the first 2 pictures in the upper left corner.



ثمادة اللغة then and now حلول أسئلة كتاب الطالب والأنشطة لوحدة  
الصف الخامس الفصل الاول Jordan high note الانجليزية

Lesson 1

Vocabulary

2

2 Listen, point and repeat.



1 computer  
كمبيوتر حاسوب




2 keyboard  
لوحة مفاتيح



3 mouse  
فأرة



4 tablet  
كمبيوتر لوحي  
لوح ذكي




5 email  
إيميل



6 letter  
رسالة ورقية



7 telephone  
تلفون



8 mobile phone  
هاتف محمول



9 smartwatch  
ساعة ذكية



10 carry  
يحمل



11 call  
يُحَدِّث



12 study  
يُدرِّس

3 Look for the words from Activity 2 in the picture on page 20.  
Write the missing word. Smartwatch

4 What is it? Listen and point to the picture in Activity 2.



5 Describe a word to your partner.



I've got this thing at home.  
I do homework on it.  
My mum works on it.

Yes!

A computer?



twenty-one

21



**1** Before you read How many different types of phone can you find in the story? *telephone, speaking tube, string phone*

**2** Listen and read.

## The secret phone

**1** Here's my project! It's about how things were different ten years ago and more.

Look at these photos! Your mum and dad look so young! Were they in Jerash in those photos?

### Then and now

Yes, they were.

Was everything very different ten years ago?

Not really, no. Most things were the same. Mum and Dad didn't have a tablet, but they had a computer. You could send emails, but people still wrote letters.

What's that?

That's a telephone. Everyone had one. But you couldn't walk around with them. Now everyone has mobile phones.

Wow, that computer was really big!

**4** Hey, look at this! Here's a picture of a speaking tube! One hundred years ago, people in big houses used them like a phone.

**5** Hey, let's make something like this!

Good idea!

Why don't we make a secret Discovery Team code? Then it can be our secret phone, and we can call each other!

22 twenty-two



لمادة اللغة then and now أسئلة كتاب الطالب والأنشطة لوحدة  
الصف الخامس الفصل الاول Jordan high note الانجليزية

Lesson 3

2



3 What does Millie say? Go to page 66 to find out. CLIL

4 After you read Match the sentence halves.

- |                                       |   |  |
|---------------------------------------|---|--|
| 1 Hamed's project is about            | b | a used speaking tubes to talk to each other. |
| 2 Ten years ago, people sent          | e | b how things were different ten years ago.   |
| 3 100 years ago, people in big houses | a | c for a secret Discovery Team code.          |
| 4 Millie has an idea                  | c | d to go between their two houses.            |
| 5 The children make a speaking tube   | d | e emails and letters.                        |

5 Act out the story.

6 Make sentences in Discovery Team code about what you did last weekend.

I played football!

lay layedpay  
ootballfay!

twenty-three

23



لمادة اللغة then and now حلول أسئلة كتاب الطالب والأنشطة لوحدة  
الصف الخامس الفصل الاول Jordan high note الانجليزية

Grammar

1 Look back! Tick (✓) the sentence in this picture.

- 1 Now everyone has mobile phones. ☐
- 2 Mum and Dad didn't have a tablet, but they had a computer. ☒
- 3 100 years ago, people in big houses used them like a phone. ☐



2 Listen and repeat.

Was everything very different ten years ago?

That computer **was** really big!

Did you **have** a phone ten years ago?

Yes, we **did**! We **had** a phone in the house, but we **didn't have** a mobile phone.

Last month / weekend ...  
A long time ago / Two days ago / Ten years ago ...

Regular verbs: أفعال منتظمة

play → played, try → tried

Irregular verbs: أفعال غير منتظمة

have → had, find → found

More verbs in Activity Book page 64.

3 Put the pictures in the correct order. Then listen and check.




4 Retell Ali's story. Write the past tense of the verbs in brackets.

Thirty years ago, when he (1) was (be) a child, Ali's dad (2) went (go) on holiday to Aqaba with his family. He (3) went (go) to the beach. He (4) played (play) with his sister and they (5) ate (eat) ice creams. Then he (6) went (go) swimming. He (7) didn't go (not/go) swimming near the lifeguards. Suddenly he (8) started (start) moving out to sea. He (9) was (be) a long way out when the lifeguards (10) came (come) to get him on their surfboards.


5 Tell your partner about a story from your childhood. Include one piece of crazy information.


- What happened?
- Where were you?
- Who was with you?



- 1  Circle the things you can see in a natural history museum.  
Underline the things you can see in a science museum.

robots dinosaurs planes plants butterflies

- 2  Listen. Which museum does Abbas want to visit?  
The Science Museum.

- 3  Listen, read and check.

Hello. I'd like some information about the Science Museum, please.

What can you see and do there?

It sounds great! What time does it open and close?

OK. Thank you very much!

Yes, of course. What do you want to know?

You can learn about space rockets, planes, computers and many other things!

It's open every day from 10 am until 6 pm.


You're welcome! Enjoy your visit!

Say it!

I'd like some information about ..., please.  
What can you see and do there?  
You can learn about ...  
What time does it open and close?  
It's open every day from 10 am until 6 pm.

In pairs, ask for and give information about a different museum.

### Pronunciation

- 5  Listen and read. What do you notice about the coloured words?



I'd like to **inform** you that there's a lot of **information** in the museum.

I can **describe** the dinosaur.  
I'll write a good **description**.





## Reading

1 Before you read Look at the title. What do you already know about cardboard?



2 Listen and read.



### Mustafa's science blog

cardboard

#### How cardboard is like a bridge

1 Hello, everyone! Today, I visited a museum and found out a lot of amazing information about cardboard!

2 In 1879, a Scottish engineer called Robert Gair invented the cardboard box. In 1906, a cereal company started using very thin cardboard boxes for its cereal.

3 Today, we use cardboard boxes for many different things because cardboard is so strong.

4 Do you know why cardboard is so strong? Inside each piece of cardboard, there are a lot of triangles. Triangles are really strong: they can carry a lot.

5 I learned that there are triangle shapes everywhere: in bridges, in houses, on bikes and even on kites!

triangle



3 After you read Write the paragraph number for each heading.

- a Triangles everywhere
- b Introduction
- c Why cardboard is strong
- d History of cardboard
- e Cardboard today

5  
1  
4  
2  
3





لمادة اللغة then and now حلول أسئلة كتاب الطالب والأنشطة لوحدة  
الصف الخامس الفصل الاول Jordan high note الانجليزية

### Listening

**1** **Listen and match.**  
**What place did each child go to?**

**1**

**Salwa**

**A** Science Museum

**C** Car Museum

**2**

**Aisha**

**B** zoo

**D** funfair

**3**

**Jameel**

*Handwritten notes: B, C, D, متحف العلوم, حديقة حيوانات, متحف السيارات, الملاهي*

### Speaking

**2** **Talk about a visit to a museum.**

Where did you go?

What did you see there?

I went to ...

I saw ... It was ...

### Writing

**3** **Read the report. Where did Kamal go?**

**Report:** My visit to the Jordanian National Museum of Fine Arts

On 20 September, I visited the Jordanian National Museum of Fine Arts in Amman with my family. The Jordanian Museum of Fine Arts is one of the biggest art museums in Jordan. It's a museum of art from Jordan and other countries, too. It's special because there are three buildings and you can see art in the gardens, too. It's beautiful. We walked around the building. Then we went inside and looked at the art. You could see many different types of art, but my favourite thing was a painting by Abd Masoud. I learned a lot about Jordanian and world art when I was there.

**tip** **Writing**

With a report about a visit, you are giving information to your reader. Start with the date of the visit. Then organise your work into paragraphs.

**4** **Write a report about your visit to a museum or another interesting place.**

**1 Plan**

- Where did you go?
- What's special about it?
- What could you do there?
- What did you learn?

**2 Write**

On ..., I visited ...

The museum/place is ...

It's special because ...

You could see ...

I learned ...

**3 Check your work**

- Started with a date?
- Used paragraphs?

Activity Book, page 25.

twenty-nine



## Review

Lesson 13

- 1 Look at the picture and answer the questions in your notebook.



letter - tie a shoelace, tablet, computer - keyboard  
mouse - carry

- 1 Find eight words from this unit.

2 Who is holding something?

What is it? dark hair boy / pen

3 Who is carrying something?

What is it? blond man / shopping

4 Who is thinking about posting a letter?

The dark haired man

The women who's in the living room

5 Who is sending an email?

6 Who is learning something new?

The girl who's in the bedroom, tie a shoelace

7 Who is making a face?

The girl in bedroom

8 Who is making a sandwich?

The man with a moustache who's in the kitchen

- 2 What couldn't you do when you were five that you can do now?

## Challenge

Challenge your classmates and play the game!

Work in two teams. Look back through the unit to find the answers to these questions.

1 Find a beard. (1 point) Dad then and now - lesson 1

2 What can you see at the Jordan Museum? (1 point) ancient objects, statues

3 Who invented the cardboard box? (1 point) Robert Gair - lesson 11

Now think of three more questions to ask the other team.



## Get ready for...

Lesson 14

2

### A1 Movers Speaking Part 3

This picture is different because ...

#### 1 Which picture is different? Why?

1

(A)



(B)



(C)



(D)



He has  
got a beard

2

(A)



(B)



(C)



(D)



It isn't animal.

3

(A)



(B)



(C)



(D)



It isn't a  
telephone.

### A1 Movers Reading and Writing Part 3


#### 2 Read the text. Choose a word from the box. Write the correct word.

tip Exam

Read the text and all the options first before choosing.



I love technology! I've got a (1) computer on my desk at home. I use it to do my homework and to send (2) emails. Sometimes I watch cartoons on it, but usually I watch cartoons on my mum's (3) tablet. My favourite thing is my (4) mobile phone because I can talk to my friends on it. But I don't (5) call my friends at night.



mobile phone



computer



tablet



call



emails





## Language booster 1

- 1 ⌚ How many hobbies can you say?
- 2 🎧 Read and say. Then listen and order.



make  
a pizza



bake  
a cake



do an  
experiment



build  
a robot



make  
a rocket



visit a  
museum

- 3 🎧 Listen and tick (✓) or cross (X). What do the children decide to do?



- 4 🎧 Read and circle. Then listen and practise with a partner.



What shall / can we do today?

How about visiting a museum / library?

No, I don't visit like museums.

What about baking / eating a cake?

That's a bad / great idea! I love baking.

All right. Don't / Let's bake a cake then!



Lesson 2

5 Read and circle.

- 1 How about ...
  - a play board games?
  - b playing board games?
- 2 What about ...
  - a watching a film?
  - b watch a film?
- 3 Shall we ...
  - a visiting my granny?
  - b visit my granny?
- 4 Let's ...
  - a juggle!
  - b juggling!



6 Write the words to complete the dialogue.

Let's building ~~making~~ that's How

What shall we do today?

What about <sup>1</sup> making a pizza?

No, I'm not hungry.

<sup>2</sup> How about <sup>3</sup> building a robot?

Yes, <sup>4</sup> that's a great idea.  
I love robots.

All right. <sup>5</sup> Let's build a robot.

7 Think. Make suggestions with a partner.



What about ...?

How about ...?

No, I don't like ...

No, I'm not good at ...

Yes, I love ...

Yes, great idea!



What about building a robot?  
How about doing an experiment?

Show what you know

Well done!

Can you say different hobbies?

Can you understand a dialogue about activities?

Can you suggest activities to a friend?



thirty-three

33



لمادة اللغة then and now حلول أسئلة كتاب الطالب والأنشطة لوحدة  
الصف الخامس الفصل الاول Jordan high note الانجليزية

نم تحميل هذا الملف من موقع ومنديات صقر الجنوب التعليمية

**للمزيد من المواضيع التعليمية**

**الشاملة لجميع المناهج في الوطن العربي**



هذا العمل منقول .: جميع وتنسيق منتديات صقر الجنوب التعليمية