









# Unit 1 Meeting and greeting

- **Topics:** Customs of meeting and greeting; special greetings and social expressions (*Have a good weekend*)
- **Use of English:** Modals: *should, can, could, may*; question tags: *isn't it? aren't you?*

## Lessons 1–2 How do you say hello?






### Listening

- 1 2** Listen and number the lines in the conversation in the correct order.

-  Kareem: I'm very well, but school is hard work at the moment. I've got lots of exams to study for.
-  Kareem: They're nice. **Anyway, I've got to go to football practice now. Nice seeing you. Give me a ring soon.**
-  Kareem: Rehan! **How's it going? Great to see you.**
-  Kareem: **Will do.** Bye.
- 1**  Rehan: All right, Kareem?
-  Rehan: Me too. I'm not working today though. I'm doing some shopping. Look, I've bought some new trainers.
-  Rehan: **Sure. Say hi to your family from me.** Bye.
-  Rehan: You too. I'm fine, thanks. **How about you?**

### Vocabulary


- 2** Write the phrases in bold from the conversation in Activity 1 in the correct column of the table

Saying you are happy to see someone	Asking for more information	Making a request	Agreeing to do something	Ending the conversation
				

**اجابات وحدة**  
**Meeting and greeting**  
**لمادة اللغة الانجليزية الصف السابع الفصل الاول المنهاج الاماراتي**

1: Meeting and greeting

3 Unscramble the letters to make the words for the parts of the body.



**Vocabulary**

4 Complete these collocations with the words in the box.

• head • kiss • nod • shake • hands

- 1 to \_\_\_\_\_ your head
- 2 to \_\_\_\_\_ hands with someone
- 3 to put your \_\_\_\_\_ together
- 4 to bow your \_\_\_\_\_
- 5 to give someone a \_\_\_\_\_ on the cheek

اجابات وحدة  
Meeting and greetung  
لمادة اللغة الانجليزية الصف السابع الفصل الاول المنهاج الاماراتي

## Lessons 3–4 Greetings

- 1 Write a paragraph about meeting and greeting in your culture. You can use the writing frame to help you.

In \_\_\_\_\_ the formal way to greet each other is by \_\_\_\_\_. Foreign visitors can \_\_\_\_\_ and \_\_\_\_\_ but you don't \_\_\_\_\_. In a conversation, when you are speaking or listening to a/an \_\_\_\_\_ person, it is important to \_\_\_\_\_. This shows \_\_\_\_\_. Don't \_\_\_\_\_ and never \_\_\_\_\_.

---

---

---

---

---

---

---

---

---

---

- 2 Find and correct the spelling mistakes in this text.

In New Zealand the formal way to greet each other is by shake hands and smiling. You should use a New Zealander's sornome and not their first name, until the person suggests it.

When greeting a New Zealand Maori, it is important to tuch your nose and forehead to the other person's, and shayk their hand. This is called 'hong'i' and it shows that you understand and respect the Maori culture. When in conversation with a Maori, never say negative things about New Zealand or its people. Treat everyone with respet.

اجابات وحدة  
Meeting and greetung  
لمادة اللغة الانجليزية الصف السابع الفصل الاول المنهاج الاماراتي

1: Meeting and greeting



3 Number the conversation in the correct order.

- \_\_\_\_\_ Karimah: No, sorry, I'm going to visit my cousins in the afternoon.  
\_\_\_\_\_ Zaynah: Great! See you on Saturday morning.  
1 \_\_\_\_\_ Karimah: Hi Zaynah. How are you?  
\_\_\_\_\_ Zaynah: OK, how about in the morning instead?  
\_\_\_\_\_ Karimah: Yes, I'm free in the morning.  
\_\_\_\_\_ Zaynah: Do you fancy going to the mall with me at about 10.00?  
9 \_\_\_\_\_ Karimah: OK. Bye Zaynah.  
\_\_\_\_\_ Zaynah: Hi Karimah. I'm well, thanks. Are you free on Saturday afternoon?  
\_\_\_\_\_ Karimah: That sounds fun. 10.00 is perfect for me.

4 Write a similar conversation between person A and person B. Use the words and phrases in the box to help you. Don't forget to start the conversation with a greeting and end by saying goodbye.

- |                         |                           |                          |                     |
|-------------------------|---------------------------|--------------------------|---------------------|
| • Are you free on ... ? | • Would you like to ... ? | • Do you fancy ... ?     | • Yes, I'm free ... |
| • No, sorry I'm ...     | • How about ... ?         | • That sounds great/fun. |                     |

Person A \_\_\_\_\_  
Person B \_\_\_\_\_  
Person A \_\_\_\_\_  
Person B \_\_\_\_\_  
Person A \_\_\_\_\_  
Person B \_\_\_\_\_  
Person A \_\_\_\_\_  
Person B \_\_\_\_\_  
Person A \_\_\_\_\_

اجابات وحدة  
Meeting and greetung  
لمادة اللغة الانجليزية الصف السابع الفصل الاول المنهاج الاماراتي

Lessons 5–6 **It's better to give than receive**



1 Unscramble the letters to spell six words, then match the words to their definitions.

- 1 enyed \_\_\_\_\_  
2 dsa \_\_\_\_\_  
3 nblissgi \_\_\_\_\_  
4 svarlieet \_\_\_\_\_  
5 tigf \_\_\_\_\_  
6 veeeirc \_\_\_\_\_

- a a word which means the opposite of *happy*  
b a word which means the opposite of *give*  
c a word that means the *people in your family*  
d another word for a *present*  
e another way to say *brothers and sisters*  
f another word for *poor*

2 Think about a time in the year when you give and receive gifts. Write a paragraph about this special day/celebration and describe what you and your family do.

---

---

---

---

---

---

---

---

---

---



---

---

---

---

---

---

---

---

---

---

اجابات وحدة  
Meeting and greetung  
لمادة اللغة الانجليزية الصف السابع الفصل الاول المنهاج الاماراتي

1: Meeting and greeting

3 Put the words in these questions in the correct order.

- 1 borrow pen a I Could? Could I borrow a pen?  
2 I you get Can eat to something? \_\_\_\_\_  
3 you tea some like Would? \_\_\_\_\_  
4 water of have glass a I May? \_\_\_\_\_  
5 a lady Should stand up comes in I when? \_\_\_\_\_  
6 coat put my should Where I? \_\_\_\_\_  
7 bathroom I Could your use? \_\_\_\_\_

4 Match each of the questions in Activity 3 to a response a–b.

- a Of course you may! Here you are.  
b Yes, please. That would be lovely.  
c Yes, you probably should. It's polite in our culture.  
d I'll take it for you, shall I?  
e Of course. Would you like blue or black ink?  
f Absolutely. I'll show you where it is.  
g That's kind of you. Thanks. I'm very hungry.

5 What is polite behaviour when you are a guest in the UAE? Complete the advice for foreign visitors below.

- ✓ You should ... You should not show the soles of your feet to anyone.  
You can ... You can't ...  
Always ... Never ...

## Lesson 7 Practise and prepare

### Vocabulary

 **1** Complete the crossword with words in the box.


#### Across

- 1** In some countries, you greet people by giving them a \_\_\_ on the cheek. (4 letters)
- 4** A person you work with. (9)
- 8** Move your hand when saying 'hello' or 'goodbye'. (4)
- 9** Put your arms around someone. (3)
- 10** 'How are you?' 'I'm \_\_\_, thanks.' (4)
- 11** A short way of saying 'hello'. (2)
- 12** The part of your face below your mouth.  
Your thumbs touch it when you greet a friend in Thailand. (4)

• shake	• bye	• kiss
• wave	• chin	• gesture
• older	• colleague	• friend
• bow	• hug	• fine
• hi		

#### Down

- 2** In some countries, you \_\_\_ hands when you meet someone. (5)
- 3** A short way of saying 'goodbye'. (3)
- 5** The opposite of younger. (5)
- 6** A movement of the hand, arm or head to express something. (7)
- 7** In Japan, it's polite to \_\_\_ your head when you meet someone. (3)
- 10** A close \_\_\_ is someone you know very well. (6)



### Self-assessment

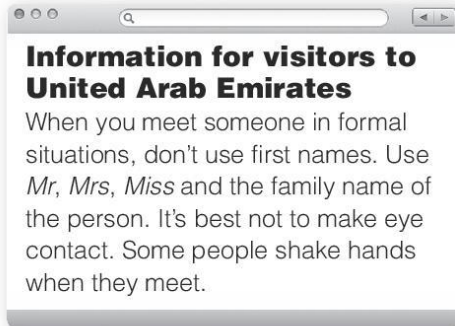
**2** Can you do all of these tasks?

- I can greet someone formally and informally.
- I can invite someone to do something.
- I can read and understand a magazine article.
- I can give advice and ask permission.



## Lesson 8 Greetings (2)

- 1 Read the paragraph. Then write four sentences giving advice about meeting and greeting using *you should/shouldn't* or *you can*.



- 1 You shouldn't use first names.
- 2 You can use Mr. and the family name.
- 3 You shouldn't make eye contact.
- 4 You can shake hands when you meet someone.

- 2 Complete the conversations using modal verbs. There may be more than one possibility.

- |  |   |
|--|---|
| A Have you got everything you need?  | B I feel quite tired after the journey. I can't keep my eyes open!  |
| B I'm sorry, but I've forgotten my towel.<br>(Ask to borrow one.)<br>May / Could / Can I borrow one?             | A (Give advice.)<br><b>You should go to bed and get some rest.</b>  |
| A Did you have anything to eat on the journey?   | A Do you want to get anything to take home?   |
| B Well, not much.  | B Yes, I'd like to buy a present for my parents.<br>(Ask for advice.)<br><b>What should I buy for my parents?</b> |
| A (Offer to make a sandwich.)<br><b>Can I make you a sandwich?</b>   |   |
| A Do you want to let your parents know you've arrived safely?  |   |
| B Yes, please.<br>(Ask to use the computer to send an email.)<br><b>Could I use a computer to send an email?</b> |   |



اجابات وحدة  
Meeting and greetung  
لمادة اللغة الانجليزية الصف السابع الفصل الاول المنهاج الاماراتي

3 Complete the conversations with *possibly* or the correct question tag.

**Miriam:** Dinner is delicious, Khalia.

**Khalia:** I'm so glad you like it.

**Miriam:** It's called *al machboos*, <sup>1</sup> *isn't it* \_\_\_\_\_?

**Khalia:** Yes, that's right. It's a traditional dish.

**Miriam:** Wonderful. I'd love to cook it for my family. Could I <sup>2</sup> *possibly* \_\_\_\_\_ have the recipe?

**Khalia:** Sure, I'll give it to you later.

**Kieran:** Hello, Mr Hussain. It's a lovely day, <sup>3</sup> *isn't it* \_\_\_\_\_?

**Mr Hussain:** Good afternoon, Kieran. Yes, it is indeed. Where are you off to?

**Kieran:** Oh, well, I'm going to see my new friend Saif.

**Mr Hussain:** That's nice. I hope you have fun.

**Kieran:** I think I should take a present with me, <sup>4</sup> *shouldn't I* \_\_\_\_\_?

**Mr Hussain:** Yes, you should. It would be a polite thing to do.

**Kieran:** OK. Could you <sup>5</sup> *possibly* \_\_\_\_\_ suggest what I should take?

**Mr Hussain:** Hmm. Perhaps you should take some nice coffee for his parents, and some sweets for his little brother.

**Kieran:** That's a great idea. Thank you very much, Mr Hussain.

UNITED ARAB EMIRATES  
MINISTRY OF EDUCATION



الإمارات العربية المتحدة  
وزارة التربية والتعليم

اجابات وحدة  
Meeting and greeting  
لمادة اللغة الانجليزية الصف السابع الفصل الاول المنهاج الاماراتي

1: Meeting and greeting

Lessons 9–10 **Everyday expressions**

1 Complete the conversations with the correct phrases.

- 1 A I'm new at this school. This is my first day.  
B Welcome!
- 2 A Hello. My name's Sara.  
B Hello. I'm Aisha. Nice to meet you.
- 3 A I'm going to bed. I can't keep my eyes open!  
B OK. Goodnight. Sleep well.
- 4 A We're leaving tomorrow and we're away for three weeks. I can't wait!  
B Have a good holiday.
- 5 A I got 90% in my Maths exam.  
B Wow! well done!
- 6 A I'll see you outside the cinema at 7 o'clock.  
B Great! See you later.

Nice to meet you.

Welcome!

Have a good holiday.

Well done!

See you later.

Goodnight. Sleep well.

2 Complete these sentences with the correct modal verb from the box. Some modal verbs can be used more than once.

• should • can • could

- 1 That box looks very heavy. Can I help you?
- 2 You should go to the doctor. You look unwell.
- 3 I've just arrived at the airport. Could you tell me where to find a taxi, please?
- 4 Is it sunny in the UAE in July? Should I take my sunglasses?
- 5 I've lost my pen. Could I borrow yours, please?

3 Now match the sentences from Activity 2 to the uses of the modal verbs a–d below.

- a asking for and giving advice **2 or 4**
- b offering to do something **1**
- c asking permission **5**
- d making a request **3**

اجابات وحدة  
Meeting and greetung  
لمادة اللغة الانجليزية الصف السابع الفصل الاول المنهاج الاماراتي

4 Read this letter from Hamdah to her teacher Mrs Mahni.

1 Can you identify these features of the letter?

• address • date • greeting • body of letter • farewell • signature

2 Do you think this letter is formal or informal?



	<p>Calle Aida, 16, 29206 Marbella, Málaga, Spain</p>	<p>Address</p>
	<p>18th October 2016</p>	<p>Date</p>
<p>Greeting</p>	<p>Dear Mrs Mahni</p>	
<p>Body of letter</p>	<p>Thank you for your letter which I received on the 10th of October. I am glad that everyone in the class is working so hard. I am doing my best with my school work here in Spain.</p> <p>My family and I have been here in Spain for six weeks now. We have enjoyed hiking in the mountains and visiting some very pretty villages. My father is working hard and my mother is looking after me and my younger brother and sister. She makes sure that we all do our homework. If we finish it quickly, she says we can use the pool in the garden.</p> <p>Could you possibly tell me which dictionary I should use when I am doing English? The one I have is not very good.</p> <p>I am looking forward to coming home to Abu Dhabi soon. I hope that the class will let me tell them about my adventures in Spain.</p>	
<p>farewell</p>	<p>Best wishes</p>	
<p>Signature</p>	<p>Hamdah Saadi</p>	

**اجابات وحدة**  
**Meeting and greetung**  
**لمادة اللغة الانجليزية الصف السابع الفصل الاول المنهاج الاماراتي**

1: Meeting and greeting

**Comparing letters**

- 5 Look at the letter in Activity 4 and the letter on page 15 of the Coursebook. Fill in the table to show the differences between the informal letter to a friend and the formal letter to a teacher.

Feature	Informal	Formal	Same or different?
Information in the letter	It arrived last week.	I received it on the 10th October.	Different. Formal is more precise.
Greeting	Hi	Dear	Formal is more polite
Use of contracted verbs (I'm, I've, we'll) Or Use of full forms (I am, I have, we will)	It is time for dinner. I can't wait	I have been here. I am looking forward to .....	full forms more usual in formal letters
Sign off	Lots of love	Best wishes	formal letters more reserved
Signature	Hamdah	Hamdah Saadi	formal used full name

UNITED ARAB EMIRATES  
MINISTRY OF EDUCATION



الإمارات العربية المتحدة  
وزارة التربية والتعليم

اجابات وحدة  
Meeting and greetung  
لمادة اللغة الانجليزية الصف السابع الفصل الاول المنهاج الاماراتي

Lessons 11–12 **Away from home**

- 1 8 Listen again to Omar talking about his visit to London. Fill in the gaps with the missing words from the box below.

• want • taller • home • know • brown • first • hot • parks • theme • computer

- 1 Here in London it is not hot at all.
- 2 I am in London because my parents want me to get to know my cousins.
- 3 This is the first time I have been to London.
- 4 There are lots of parks and museums.
- 5 Yesterday, I went to a theme park with my aunt and my cousins.
- 6 Sometimes we play computer games together.
- 7 He is taller than I am, but we both have brown hair.
- 8 I am looking forward to going home in two weeks.



- 2 What are the different parts of a letter? Unscramble the words.

ggrneite	<u>greeting</u>
ddssaer	<u>address</u>
dbyo f t l r t e	<u>body of letter</u>
wflelare	<u>farewell</u>
nasgtrieu	<u>signature</u>
ated	<u>date</u>

UNITED ARAB EMIRATES  
MINISTRY OF EDUCATION



الإمارات العربية المتحدة  
وزارة التربية والتعليم

**اجابات وحدة**  
**Meeting and greeting**  
**لمادة اللغة الانجليزية الصف السابع الفصل الاول المنهاج الاماراتي**

1: Meeting and greeting

**Vocabulary**

- 3** Use a dictionary to look up the meanings of these words from the magazine article on pages 18 and 19 of the Coursebook. Write a short definition for each word.



blog \_\_\_\_\_

disrupt \_\_\_\_\_

flexible \_\_\_\_\_

identity \_\_\_\_\_

isolated \_\_\_\_\_

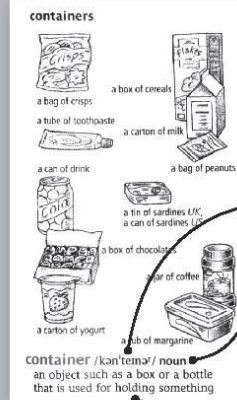
plunge \_\_\_\_\_

uproot \_\_\_\_\_

**Using a dictionary**

Use a good dictionary to help you with difficult words in a text. It will show you how to pronounce the word and what sort of word it is, and it will explain the meaning. It may even have a picture to help you.

**Study skills**



This tells you how to pronounce the word.

This tells you what sort of word it is.

This tells you the meaning.

- 4** Answer these questions about the magazine article on page 18 of the Coursebook.

- 1 The article is about ...
  - a holidays abroad
  - b moving abroad for work
  - c digital technology
- 2 The Ansari family spent two years in ...
  - a Dubai
  - b London
  - c Abu Dhabi
- 3 How old are the Ansari children?
  - a ten and eleven
  - b eight and ten
  - c ten and twelve
- 4 Why did the parents want to go to London?
  - a It would be good for the boys' education.
  - b They have family and friends there.
  - c They wanted to stay together as a family.
- 5 How did Hassan stay in touch with his friends in Dubai?
  - a He used video calls and wrote a blog.
  - b He called them on the phone.
  - c He wrote letters.



- 5 Complete the table with the positive and negative things for the Ansari family about moving to London for two years.

Positive things about moving to London	Negative things about moving to London
<ul style="list-style-type: none"> <li>- Staying together as a family.</li> <li>- Boys have influence of both parents.</li> <li>- Making new friends.</li> <li>- Understand their own Emirati identity better.</li> </ul>	<ul style="list-style-type: none"> <li>- Disrupt boys' education.</li> <li>- Didn't have family or friends there.</li> <li>- Living in a flat instead of a villa.</li> </ul>





**اجابات وحدة**  
**Meeting and greeting**  
**لمادة اللغة الانجليزية الصف السابع الفصل الاول المنهاج الاماراتي**

1: Meeting and greeting

## Lesson 13 Away from home (2)

- 1** Read the interviews with each family again on pages 17 and 18 of the Coursebook.  
 Which things are the same for both families? Which things are different?  
 Complete the table below.

	What is the same?	What is different?
The families	Two parents and two children	Children are 2 boys in family 1 and boy/girl in family 2.
What decision did they have to make?	Whether to move abroad for work for two years.	Family 1 to London. Family 2 to Paris.
What were they concerned about?	- children's education. - Not having any friends or family there.	Fam 1: The children needed to have the influence of both parents. Fam 2: mother doesn't speak the language well.
What did they decide to do?		Fam 1: all go. Fam 2: father go, mother and children stay.
Was it the right decision?	Yes, for them.	

- 2** Which family do you think made the best decision? Why? Write a short explanation.

I think family 1 made the best decision because the whole family is going to try a new experience and know about another culture and learn different language as well.

**اجابات وحدة**  
**Meeting and greeting**  
**لمادة اللغة الانجليزية الصف السابع الفصل الاول المنهاج الاماراتي**

## Lesson 14 Practise and prepare

### Questions

1 Choose the correct verb for the question tag.

- |  |           |           |          |
|--|-----------|-----------|----------|
| 1 He likes fast cars, _____ he?                    | a doesn't | b won't   | c isn't  |
| 2 She's coming to visit, _____ she?                | a can't   | b won't   | c isn't  |
| 3 They've got a cousin in Bahrain, _____ they?     | a are     | b haven't | c isn't  |
| 4 You're going to the mall on Saturday, _____ you? | a can't   | b won't   | c aren't |
| 5 We're driving to the park later, _____ we?       | a aren't  | b won't   | c        |

### Wordsearch

2 Find words to match the definitions.

- Title of a magazine or newspaper article.  
h eadline
- Saying hello in a letter.  
g reeting
- How you know when a letter was sent.  
d ate
- Goes at the top of a section of a magazine article.  
s ubheading
- Saying goodbye in a letter.  
f arewell
- Formal greeting in a letter.  
d ear
- Word used to give advice.  
s hould
- Shows you are asking something.  
q uestion tag.
- Polite way to say hello.  
g ood morning
- Piece of writing in a magazine or newspaper.  
a rticle

f	d	j	e	e	s	i	v	w	r	s	f
a	e	d	g	o	h	e	l	l	s	e	g
r	h	u	b	w	o	q	z	y	g	m	b
e	f	y	k	d	u	l	g	h	r	s	z
w	e	h	c	e	l	f	w	a	e	c	s
e	s	h	e	a	d	l	i	n	e	k	i
l	j	d	c	r	i	q	c	h	t	i	f
l	g	o	o	d	m	o	r	n	i	n	g
p	v	q	u	e	s	t	i	o	n	i	d
s	u	b	h	e	a	d	i	n	g	s	h
a	r	t	i	c	l	e	g	d	a	l	w
o	a	z	s	f	l	k	d	a	t	e	d

### Self-assessment

3 Can you do all of these tasks?

- I can use question tags.
- I can write a formal or an informal note.
- I can read and understand a magazine article.
- I can use modal verbs for advice, permission, requests and offers.