

Read and match:

1.

This is
Bill.



2.

This is
Hala.



3.

This is
Malek.



choose:



1) This is my.....

a) mum

b) dad



2) This is my

a) sister

b) brother

Count and match:

•

4

••

1

•••••

2



Circle:

1



c a

2



c a

3



c a

4



c a

Write:

a

d

s

3






Read and match:

1. This is Bill.

2. This is Hala.

3. This is Malek.



The image shows a matching exercise. On the left, there are three numbered boxes with text: 1. 'This is Bill.', 2. 'This is Hala.', and 3. 'This is Malek.'. On the right, there are three cartoon illustrations of children. The top illustration is a girl with brown hair in a ponytail, wearing a blue shirt. The middle illustration is a boy with brown hair, wearing a white shirt. The bottom illustration is a boy with blonde hair, wearing an orange shirt. Lines connect the text boxes to the illustrations: a line from box 1 connects to the boy with brown hair (middle), a line from box 2 connects to the girl (top), and a line from box 3 connects to the boy with blonde hair (bottom).

choose:



1) This is my.....

a) mum

b) dad




2) This is my

a) sister

b) brother

Count and match:



Circle:

1



c a

2



c a

3



c a

4



c a

Write:

a

d

s

a d s

للمزيد من المواضيع التعليمية

منهاج المملكة الأردنية الهاشمية

ابحث في

Google

عن



منشديات صقر الجنوب

