



United Arab Emirates
Ministry of Education



Caroline Linse and Elly Schottmann

Bridge to Success

Learner's Book
Term 3

2





United Arab Emirates
Ministry of Education



Bridge to Success

Learner's Book

2

Caroline Linse and Elly Schottmann

Term 3 material 2017

All adaptations and modifications to this UAE Edition have been made by a committee of specialists from the Ministry of Education and Cambridge University Press.



"Extensive knowledge and modern science must be acquired. The educational process we see today is in an ongoing and escalating challenge which requires hard work. We succeeded in entering the third millennium, while we are more confident in ourselves."

H.H. Sheikh Khalifa Bin Zayed Al Nahyan
President of the United Arab Emirates

Welcome to *Bridge to Success*

Bridge to Success is a twelve-grade course for learners of English as a second language (ESL). The twelve grades range from the beginning of cycle 1 to the end of cycle 3.

Bridge to Success Grade 2 consists of nine thematic units of study, which include a range of activities, text types and objectives, split over three terms.









The materials reflect the following principles:

- **An Emirati focus, with an international perspective.** Specifically developed for young learners throughout the United Arab Emirates, the themes, situations and literature covered by *Bridge to Success* strive to reflect the Emirati context and encourage learners' curiosity about the wider world. This fosters respect and interest in other cultures and leads to awareness of global citizenship.
- **An enquiry-based, language-rich approach to learning.** *Bridge to Success* engages children as active, creative learners. As learners participate in a wide variety of curriculum-based activities, they simultaneously acquire content knowledge, develop critical thinking skills and practise English language and literacy. The materials incorporate a 'learning to learn' approach, helping children acquire skills and strategies that will help them approach new learning situations with confidence.

- **English for educational success.** To meet the challenges of the future, children need to develop facility with both conversational and academic English. From the earliest stage, *Bridge to Success* addresses both these competencies. *Bridge to Success* presents authentic listening and reading texts, writing tasks, and end-of-unit projects similar to those learners might encounter in English-medium and international schools.

In addition to this Learner's Book, the accompanying Activity Book provides additional support, reinforcement and practice. Comprehensive support for teachers is provided in the Teacher's Guide.

The following icons are used in this Learner's Book:

-  pre-recorded listening activity
-  pre-recorded chant and class chanting activity
-  pairwork or small group speaking activity (not mediated by teacher)
-  write in notebook activity
-  linking activity in Activity Book
-  cross-curricular maths activity
-  cross-curricular science activity
-  links to 21st Century Themes and/or Skills

We hope that you and your learners will enjoy using these materials as much as we enjoyed developing them for you.

The *Bridge to Success* team



CAMBRIDGE
UNIVERSITY PRESS

University Printing House, Cambridge CB2 8BS, United Kingdom

Cambridge University Press is part of the University of Cambridge.

It furthers the University's mission by disseminating knowledge in the pursuit of education, learning and research at the highest international levels of excellence.

© Cambridge University Press and the United Arab Emirates Ministry of Education 2017

This publication is in copyright. Subject to statutory exception and to the provisions of relevant collective licensing agreements, no reproduction of any part may take place without the written permission of Cambridge University Press.

First published 2017

Printed in the United Arab Emirates

ISBN XXXXXXXXXXXX Grade 2 Learner's Book

Cambridge University Press has no responsibility for the persistence or accuracy of URLs for external or third-party internet websites referred to in this publication, and does not guarantee that any content on such websites is, or will remain, accurate or appropriate.

Acknowledgements

The authors and publishers acknowledge the following sources of copyright material and are grateful for the permissions granted. While every effort has been made, it has not always been possible to identify the sources of all the material used, or to trace all copyright holders. If any omissions are brought to our notice, we will be happy to include the appropriate acknowledgements on reprinting.

Text

p. 175 'Emirati Fish' by Leah Amra and Nausheen Shafiq

Photographs

Images throughout are sourced from: Alamy, Shutterstock, Getty Images, Corbis.

Table of contents

Introduction	i
The alphabet	vi
Numbers 1–10	viii
Colours	ix

Unit 8 **Wonderful water**

Lesson 1	Think about it	161
Lesson 2	New words	162
Lesson 3	New words	163
Lesson 4	Find out more	164
Lesson 5	New words	165
Lesson 6	My learning	166
Lesson 7	Find out more	167
Lesson 8	Think about it	168
Lesson 9	Think about it	169
Lesson 10	Letters and sounds	170
Lesson 11	Read and listen	171
Lesson 12	My learning	172
Lesson 13	Use of English	173
Lesson 14	Say a chant	174
Lesson 15	Read and answer	175
Lesson 16	Think about it	178
Lesson 17	My learning	179
Lesson 18	Letters and sounds	180
Lesson 19	Review	181
Lessons 20–21	Choose a project	182

Unit 9 City places

Lesson 1	Think about it	183
Lesson 2	New words	184
Lesson 3	Find out more	185
Lesson 4	Say a chant	186
Lesson 5	Find out more	187
Lesson 6	My learning	188
Lesson 7	Letters and sounds	189
Lesson 8	Think about it	190
Lesson 9	Letters and sounds	191
Lesson 10	Use of English	192
Lesson 11	Speaking	193
Lesson 12	My learning	194
Lesson 13	Letters and sounds	195
Lesson 14	Read and answer	196
Lesson 15	Read and answer	197
Lesson 16	Think about it	199
Lesson 17	My learning	200
Lesson 18	Review	201
Lessons 19-20	Literacy project	202



The alphabet

2

Aa



apple

Bb



book

Cc



cat

Dd



duck

Ii



insect

Jj



jacket

Kk



kite

Ll



leaf

Qq



queen

Rr



rain

Ss



sun

Tt



table

Yy



yellow

Zz



zoo

Ee



egg

Ff



fish

Gg



goat

Hh



hand

Mm



mouth

Nn

9

nine

Oo



octopus

Pp



pencil

Uu



umbrella

Vv



van

Ww
































window

Xx



box

Numbers 1-10

one	1				
two	2				
three	3				
four	4				
five	5				
six	6				
seven	7				
eight	8				
nine	9				
ten	10				

Colours

	red
	yellow
	green
	blue
	purple
	orange
	black
	white
	brown
	pink



Lesson 1 Think about it Why is water important?

122 1 21st Read and listen
Then join in.

Rainy day

Rain on the green grass.

Rain on the tree.

Rain on the houses

But not on me!

Today is

Monday

It is

windy and rainy



123 2 What can you see?

It's a rainy day. The teacher and a girl are looking out of the window. Listen and point to the things they talk about.

Lesson 2 New words

124 1 Topic vocabulary

Listen, point and say.



cloudy



windy



rainy



sunny



snowy



hot



cold

2 21st Word wall

Make a weather word wall. Draw a picture or write a word, then stick it on the wall.

What's the weather like?

It's sunny!

What is the weather like today?

It's



sunny



snowy

3 What's the weather like?

Look at the picture and sentence. What word is missing?
Say the whole sentence.

It is hot
and ____.



It is cold
and ____.



Lesson 3 New words

125 1 Days of the week

Listen to the chant. Join in and act out the words.



Sunday



Monday



Tuesday



Wednesday



Thursday



Friday



Saturday

Writing tip

Days of the week start with a capital letter.

Sunday

Wednesday

126 2 Myriam's week

Read and listen. What does Myriam do each day?



Myriam lives in a small village in Peru. It is very cold and snowy in the mountains. She walks to school every day.



She cooks dinner with her mother.

Sunday

Monday

Tuesday

Wednesday

Thursday

Friday

Saturday



She visits her grandma.



She goes to the market with her mother to buy fruit and vegetables.



She watches TV and eats popcorn.



She plays with her baby sister.



She goes to the playground and slides down the slide.



She knits a scarf.

Lesson 4 Find out more

127 1 Listen and read

Listen to Ahmad talk about the weather.

Today is
Wednesday
It is
snowy and windy




Yesterday was
Tuesday
It was
rainy and cold




2 What was the weather like?

Look at the calendar and talk with a partner.

What was the weather like on Wednesday?



Sunday



Monday



Tuesday



Wednesday



Thursday



Friday



Saturday

It was cold on Wednesday.

Lesson 5 New words

128 1 Months of the year

Listen, point and say.



129 2 What's missing?

Listen and say the missing word.

In ... it's cold!

In ... it rains!

In ... I fly kites!

In ... I swim in the sea!

In ... I play in the park!

In ... I finish school!

In ... I go on holiday!

In ... it's very hot!

In ... I go back to school.

In ... I fish in the sea!

In ... I look at the flowers!

In ... I celebrate National Day!

January 	February 	March
April 	May 	June
July 	August 	September
October 	November 	December

3 21st What do you do?

Talk to a partner about what you do each month.

Do you go on holiday in July?

Yes, I do.

No, I don't.

Lesson 6 My learning

130 1 Chant

Listen and say.

The weather

What's the weather like today?

Is it hot and sunny? I want to play outside.

Is it windy and rainy? Come under my umbrella, let's hide.

No, it's cold and snowy. I want to stay inside.



2 21st Make your own chant

What's the weather like today?

Is it _____ and _____? I want to _____.

Is it _____ and _____? _____.

No, it's _____ and _____. I want to _____.

Lesson 7 Find out more Facts about water

1 Before you read

- What do plants need to live and grow?
- What do animals need to live and grow?

131 2 Read and listen

We all need water

All living things need water.

Plants need water to grow.

Animals need water to drink.

People need water to drink, too.

Life without water

Water comes from rain and snow.

When there is no rain, the land becomes dry and brown. Plants can't grow. Animals and people don't have water to drink.

Life with water

When rain comes, the land becomes green again. Plants can grow again.

Animals and people have water to drink again.

All living things need water.

3 21st Questions

- 1 Why do we need water?
- 2 What happens when there is no water?
- 3 What happens when it rains?



Lesson 8 Think about it

1 ^{21st} Animals that live in water

Which of these animals live in water?

Make a list with your class. What other animals live in water?



2 Write about it

Write about animals that live in water.

Choose three animals. Use the model below and fill in the missing words.

Many animals live in water.

Frogs live in water.

_____ live in water.

_____ live in water.

Writing tip

Remember that a sentence begins with a capital letter. Most sentences end with a full stop.

3 Animals in the UAE

Look at the pictures. Where can you see these animals?

Read about the animals. Then talk about the other pictures.



oryx



This is a camel. Camels live on land. They are big.



desert fox



This is a sea cow. Sea cows live in the sea. They are big.



dolphin

Lesson 9 Think about it

1 How we use water

Look at the pictures.
Read the sentences.

We use water
to make soup.



We use water to
wash our hands.

Think of other things we do with water.

We use water to ____.

132 2 Water, water, everywhere!

Listen and read. Then say.

Water, water, everywhere!

We use lots of water.

Water in the bathroom

Water to have a shower

Water to wash our hands

Water to brush our teeth

Water in the kitchen

Water to drink

Water to make soup

Water to make tea

Water in the house

Water to wash our clothes

Water to wash the car

Water for so much more.

We need lots of water!



3 21st Make a class book

Make a book called **We use water in many ways.**

Write a sentence and draw a picture on each page.

Lesson 10 Letters and sounds Long **a** spellings **ai** and **ay**

133 1 Rain poem

Read and listen to the poem. Join in.
Look at the letters **ai** and **ay** in the words.
What sound do they make?
Find all the words with this sound.

Rain, rain, rain today
Come again every day
All the children love to play!



2 Mystery word

Look at the sentences. Some long **a** sounds are missing.
Can you guess the missing words?
Say the sentences.
Write the words:

- Write **ai** in the middle of a word.
- Write **ay** at the end of a word.



1 It's a r _ _ ny d _ _ .



2 Let's p _ _ nt a sn _ _ l.



3 Let's pl _ _ with the tr _ _ n.

Lesson 11 Read and listen

134 1 Phonics story

Read and listen. Listen again. Write the words with the long **a** sound.

Please stay and play

It's a rainy day. Little Snail is playing with the frogs and the ducks.



'Goodbye, Little Snail,' the little frogs say.

'Wait, wait! Don't go. Please stay and play!'


'Sorry, Little Snail. We need to go away!'



'Goodbye, Little Snail,' the white ducks say.

'Wait, wait! Don't go. Please stay and play!'

'Sorry, Little Snail. We need to go away!'




'Hello, Little Snail,' the big snails say.

'Hello, big snails! Please stay and play!'

'Sure, Little Snail. We can play all day!'

'Hooray!'



2 Act it out

Who are the characters in the story? Make a list. Act out the story.

Lesson 12 My learning

135 1 We all need rain

Listen and read.



We all need rain

It's a rainy day.

Four frogs and three snails are playing in the rain.

The fish and the turtle live in the rainwater in the pond.

Two boys are playing with their train.

Father is using the rainwater to wash his car.

We need rainy days.

2 Questions and answers

Match the questions and answers.

- | | |
|--|-----------------------------|
| 1 What's the weather like? | a The frogs and the snails. |
| 2 How many snails are there? | b He is washing the car. |
| 3 What is Father doing? | c It's rainy. |
| 4 Who needs rain? | d We all need rain. |
| 5 Which animals are playing in the rain? | e There are three snails. |

3 21st Speaking

Answer the questions with a partner.

Does a hen need water?

Does a zebra live in a pond?

Does a whale live in the sea?

Yes, it does.

No, it doesn't.

Does a snail paint?

Does a plant need water?



Lesson 13 Use of English Things that float

1 Does it float?

Some things float. Some things don't.
Look at the picture.



- 1 Does the apple float?
- 2 Does the paper clip float?
- 3 Does the pear float?
- 4 Does the paper boat float?

Does it float?	
Yes, it does.	No, it doesn't.
	

Language tip

do + not = don't (I, you, we, they)

does + not = doesn't (He, she, it)

2 Let's find out

You need these things:

pencil



paper



elastic band



ruler



leaf



paper clip



- 1 Look at each thing. Does it float? What do you think?

Does a pencil float?

Yes, I think so.

No, I don't think so.

- 2 Find out if you were right. Put each thing in a bowl of water.
Does it float?

3 Speaking

Say the sentences. Fill in the missing words.

1 The ____ floats.

2 The ____ doesn't float.

Lesson 14 Say a chant

136 1 🎵 Floating in a boat

Listen to the chant. Look at the picture and words.
Say the chant and do the actions.

Row, row, row your boat

Row, row, row your boat,
Gently down the stream.
Merrily, merrily, merrily, merrily,
Life is but a dream.

Row, row, row your boat,
Gently down the stream.
If you see a crocodile,
Don't forget to scream!

Row, row, row your boat,
Gently down the river.
If you see a polar bear,
Don't forget to shiver!

137 2 🗣️ Don't forget!

A girl and her mother are talking.
Listen. Practise the conversation
with your partner.



Don't forget
your boots!



Lesson 15 Read and answer

138 1 21st Before you read

Look at the characters in the play. How many are there?

Red Fish



Pink Fish



Blue Fish



Green Fish



Purple Fish



Yellow Fish



Dolphin



The fish with no name



The fish with no name



Hi! I live in the beautiful sea.

I need water to live. Everybody loves me
but I am sad because I have no name!

My friends can help me find a name.



Hello, Red Fish! Please help
me find a name.



You always smile. Happy Fish is
a nice name for you!



OK. Thank you, Red Fish.






There are two pink fish. Hello, Pink Fish!
Please help me find a name.



You always help your friends.
So Helpful Fish is a nice
name for you!



OK. Thank you, Pink Fish.




There are three blue fish.
Hello! Please help me find a name.



You know many things. So Clever
Fish is a nice name for you!



OK. Thank you, Blue Fish.



There are four green fish.
Hello! Please help me find a name.



You listen carefully to others.
So Kind Fish is a nice name
for you!



OK. Thank you, Green Fish.





There are five purple fish.
Hello! Please help me find a name.
You are always saying 'Thank you'.
So Polite Fish is a nice name for you!
OK. Thank you, Purple Fish.



There are six yellow fish.
Hello! Please help me find a name.



You always ask other fish to play.
So Friendly Fish is a nice name for you!



OK. Thank you, Yellow Fish.



Hello, Little Fish. Why are you sad?



Hello, Dolphin! I have no name. When I ask my friends,
they give me many names.



OK, so what do those many names make me think of?
Happy, helpful, clever, kind, polite, friendly.
I know! Now you are Emirati Fish!



Hooray! I have a name!
I'm Emirati Fish!



Adapted from the story *Emirati Fish* by Leah Amra and Nausheen Shafiq.

Lesson 16 Think about it

1 Write the sentences using the words in the box.

happy helpful clever kind polite friendly

- 1 Five purple fish say the Emirati fish is _____.
- 2 Four green fish say the Emirati fish is _____.
- 3 Six yellow fish say the Emirati fish is _____.
- 4 Two pink fish say the Emirati fish is _____.
- 5 One red fish says the Emirati fish is _____.
- 6 Three blue fish say the Emirati fish is _____.

139 2 Punctuation

Put punctuation in these sentences. Read them out loud.



I know__ Now you are Emirati Fish__



Hooray__ I have a name__
I'm Emirati Fish__

Speaking tip

Say **thank you** to be polite.
Thank you, Dad.
Thank you, Grandma.

Writing tip

You can finish a sentence with an exclamation mark. !
It can show that a character is surprised or excited.

3 Exclamation marks

Look at the story. Find sentences that end with an exclamation mark.
Read them aloud to your partner. Try to sound surprised or excited.

4 Act it out

Make puppets for the fish characters. Act out the play.

Lesson 17 My learning

140 1 Which picture?

Listen and point to the correct picture.

1

a



2

a



3

a



b



b



b



4

a



5

a



6

a



b



b



b



2 Use correct punctuation

Write a comma (,), exclamation mark (!) or question mark (?) in the conversation.

Hello _ Tareq.
How are you _

Hooray _ You're
the winner _

I'm great _ Thank you.
I was first in the race.

Lesson 18 Letters and sounds Long **a** sound (**ate** and **ake**)

141 1 Listen and look

Listen to the long a sound. Say the words.



plate



date



cake



lake

142 2 Kate bakes a cake

Read and listen.

Kate lives in a house next to the lake.

It's a rainy day.

She wants to make a date cake.

Her father likes dates.

Her brother goes to the garden and picks the dates.

Kate bakes the cake with the dates.

She puts the cake on a plate.

Her father gets home late.

He takes a piece of the cake.

It's delicious.
Thank you,
Kate.



Listen again. How many words do you hear with **ake**?

How many words do you hear with **ate**?

Lesson 19 Review

1 Read and match

Read the sentences and match them to the pictures. There are three pictures without sentences. Write a sentence about them in your notebook.

1 It was cloudy yesterday.

2 I pray on Friday.

3 We make a cake with dates.

4 A crocodile lives in a river.

5 Plants need water to grow.

6 I brush my teeth.

a



b



c



d



e



f



g



h



i



2 21st Tic-tac-toe

Use Activity 1 to play Tic-tac-toe. Say something you can see in the picture.

Look what I can do!

- I can talk about the weather.
- I can talk about days and months.
- I can talk about the past.
- I can say why plants, animals and people need water.
- I can ask and answer questions about which things float.
- I can read and write words with long **a** spellings **ay**, **ake**, **ate** and **ai**.



Sunday

Monday





Lessons 20-21 Choose a project Why is water important?

21st

A Do a weather survey

Make a survey chart. Ask ten children:

What kind of weather do you like best?						
						
✓		✓✓	✓✓✓✓		✓	✓✓

When your survey is finished, talk about your chart.

Which weather is the most popular?

Which weather is the least popular?

B Make a water world mural

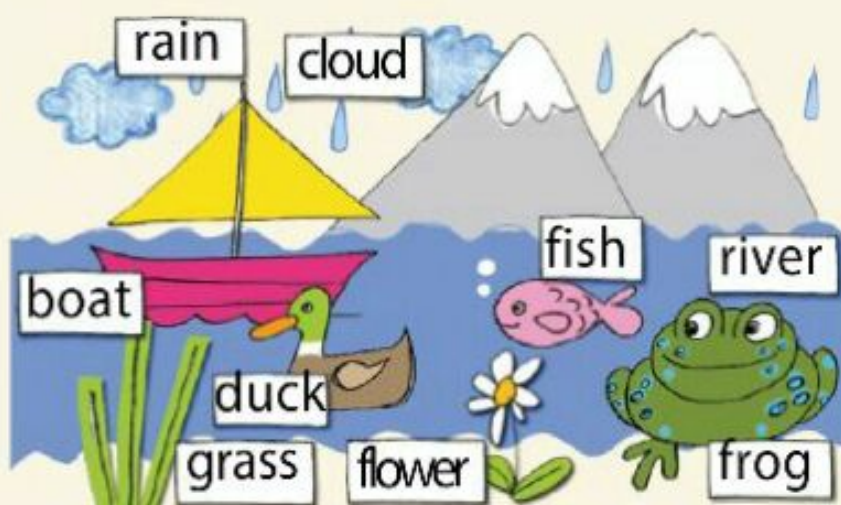
Draw a big picture.

Show these things in your picture:

river	grass
boat	flower
cloud	rain
fish	duck
frog	

Write the words.

Add the words to your picture.



City places

Lesson 1 Think about it

What can you see, hear and do in a city?

143 1 Read and listen

Find the traffic lights in the picture.

The traffic lights

Red means STOP.

Green means GO.

Yellow means WAIT,

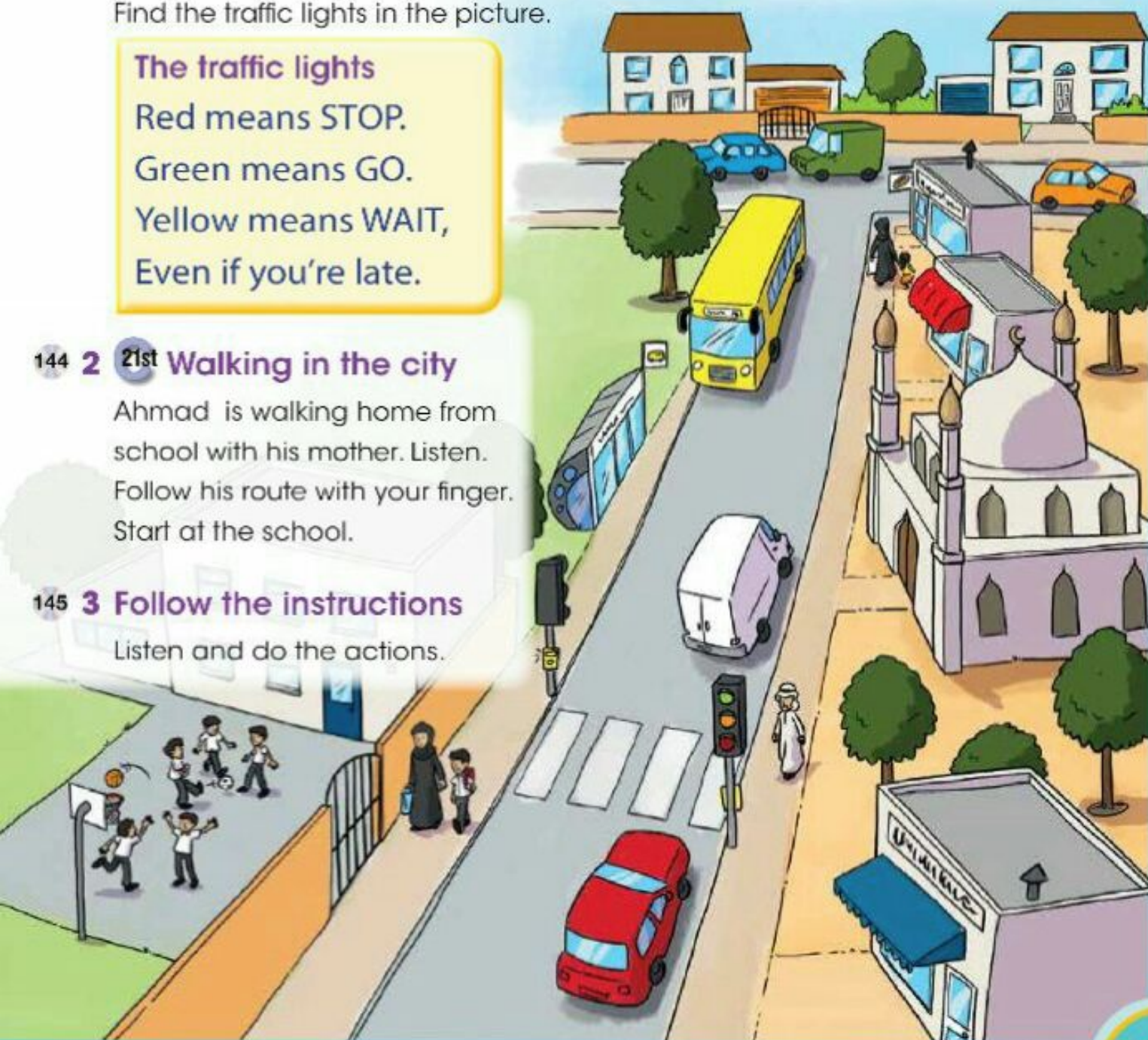
Even if you're late.

144 2 21st Walking in the city

Ahmad is walking home from school with his mother. Listen. Follow his route with your finger. Start at the school.

145 3 Follow the instructions

Listen and do the actions.



Lesson 2 New words

146 1 Topic vocabulary

Listen, point and say. Listen again and clap the syllables.
How many syllables are there in each word?



city



road /
pavement



shops



mosque



traffic
lights



bus stop

147 2 I can see something with ...

Ahmad and his father are playing a game. Listen to their game.
Put up your hand when you hear a Topic vocabulary word.



3 Play the game 'I can see ...'

Listen to your teacher: **green** light is walk forward, **red** light is stop!

4 21st In a city

What can you **hear** in a city? What can you **see** in a city?
Make a list.

Lesson 3 Find out more City living

1 Before you read

Look at the photos. What can you see?
Can you find these things where you live?

I like living in a city

I live in a city.

It's a great place to live.

There are tall buildings and short buildings

Some buildings have gardens on top!

There's a park in my city.

It's very pretty. It has flowers,
a lake, and an ice cream seller!

I like eating ice cream in the park.

Sometimes parks and cities get dirty.

We all need to keep our city clean.

Don't forget to put your litter in a bin!



2 21st Over to you

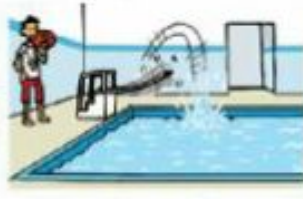
Do you live in a city or in the desert? Is there a park near you?
What other places are there where you live?



a park



a bakery



a swimming
pool



a library



a zoo

Lesson 4 Say a chant

149 1 Let's buy an ice cream!

Listen to the conversation.
Then practise with a partner.
Choose a flavour. Choose a size.



150 2 Say a city chant

Listen to the chant. Join in.

My city

Ajman is a city – yes it is!
Fujairah is a city – yes it is!
Sharjah is a city – yes it is!
And lots of people live there.
People from the Emirates
and from Australia
People from Turkey
and even Albania!

Speaking tip

We say **I'd like** when we ask for something.

Lesson 5 Find out more

1 ^{21st} Where I live

Look at the pictures. What can you see?
Read the sentences and match them to the pictures.

1



2



3



- a There's a pavement, traffic lights and a bus stop.
- b There's a school but there isn't a park.
- c There isn't a bakery or a zoo.

2 Make sentences

Look and say sentences with **or** and **but**.

- 1 There is a building ____ there isn't a school.
- 2 There isn't a zoo ____ a swimming pool.
- 3 There isn't a mosque ____ a library.
- 4 There is a bakery ____ there isn't a shop.



Language tip

Look at the sentences. Can you circle the **commas**? We use commas when we write a list. What word can you see at the end of the list?

Words to remember

or but

Writing tip

We use **but** when there are two opposite ideas:
There is a school **but** there isn't a park.
We use **or** when there are two options:
There isn't a road **or** a pavement.

Lesson 6 My learning

151 1 City chant

Listen and say the chant.

We're walking in the city.
We're walking in the city.
What can we see?
What can we see?
We can see a road!

2 A city map

Look at the map. Read the sentences and say **yes** or **no**.

- 1 There's a road and a pavement.
- 2 There is a car and a bus.
- 3 There are two shops.
- 4 There is a school but there isn't a park.



3 21st Make a map

Make a map of a city. Write words on your picture.

This is my map.
There's ...

Lesson 7 Letters and sounds -y endings

152 1 Listen, say and clap

Clap the syllables of the words: **my city**.

How many syllables are there in **my**?

How many syllables are there in **city**?

2 Different sounds of -y

The words **my** and **city** both end with **-y**, but the **-y** has a different sound.

Words with 1 syllable

my

try

The **-y** sounds like the long **i**.

Words with 2 syllables (or more)

city

pretty

The **-y** sounds like the long **e**.

152 3 Which -y sound?

Say each word. Clap and count the syllables.

What sound does **-y** have in each word?



baby



cry



carry



fly



happy



rainy



sky



Why

4 21st Which -y word?

Use one of the words above to finish each sentence.

Say the sentence to your partner.

1 It's a ____ day. Don't forget your umbrella!

2 The ____ is blue today.

3 ____ are you sad?

4 I ____ when I am sad.

5 I can ____ all my teddies.

6 Birds can ____.

7 I'm not sad. I'm ____!

8 A ____ is very small.

Lesson 8 Think about it

1 Opposites

These words are opposites:



dirty



clean



noisy



quiet

What is the opposite of **big**? s _____

153 2 21st Opposites poem


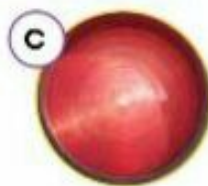
Read the poem. Say the words that are missing. Then listen to check.
Match the pictures with the pairs of opposites.

Opposites

The opposite of yes is no.
The opposite of stop is _____.
The opposite of good is bad.
The opposite of happy is _____.

The opposite of hot is cold.
The opposite of new is _____.
The opposite of wet is dry.
The opposite of hello is _____.

Find the words that rhyme in the poem.



153 3 Act it out

Think of actions for the words in the poem. Act it out as you listen.

Lesson 9 Letters and sounds **m** sound

154 1 Look and listen

Listen to the **m** sound. Say the words.



mosque



map

Can you think of more words that start with **m**?



moon



monkey



mat



mouse

155 2 Tongue twister

Listen, read and say. Then practise with your partner.

Mohammed meets Marwan at the mosque on Mondays.

156 3 Different **m** sounds

Where can you hear the **m** sound? Listen and say.



storm



broom

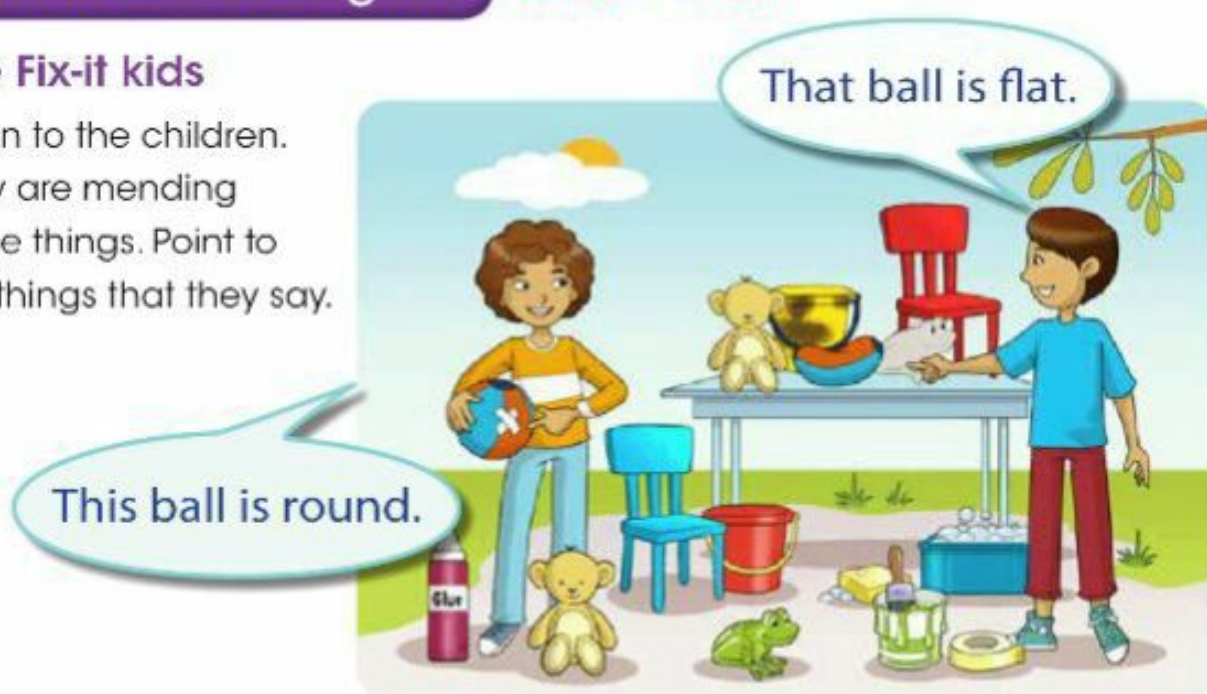


worm

Lesson 10 Use of English This or that?

157 1 The Fix-it kids

Listen to the children.
They are mending
some things. Point to
the things that they say.



Read the conversations. Can you fill in the missing words?
Listen again to check.



My brother and I like fixing things.
This ball is **round**.
___ bucket is **clean**.
This chair has ___ legs.
This frog is _____.
___ teddy bear has eyes.



We are the Fix-it kids!
That ball is _____.
That bucket is _____.
___ chair has three legs.
That frog is _____.
___ teddy bear doesn't
have eyes.

2 Act it out

Act out the conversations with your partner.
Point to the objects in the picture.

Lesson 11 Speaking

1 Play a game: What's this? What are these?

You need 12 counters. You need two players.

How to play:

1 Player 1 points to a picture and asks a question.

For one thing: **What's this?**

Or for more than one thing: **What are these?**

2 Player 2 says the word and puts a counter on the picture. Or Player 2 says: **I don't know.**

3 Play until all the pictures have a counter.

Language tip

this = one object

these = more than one object



Look at **this**!



Look at **these**!

1 	2 	3 	4 
5 	6 	7 	8 
9 	10 	11 	12 

2 Words I know

Which words in the game do you know well?

Which words do you need to practise more?

Lesson 12 My learning


1 Find something ...

Read the words in the Word box and point at Picture 1.

old big long soft sad happy cold



Picture 1



Picture 2

2 Spot the difference

Look at Picture 1 and Picture 2.
What is different? Talk with a partner.

This doll is sad.

That doll is happy.

158 3 Chant

Listen and say the chant.
Play with the class.

What's this? What's this?

A book, a book.

What's that? What's that?

A hat, a hat.

What are these? What are these?


These are trees. These are trees.



Lesson 13 Letters and sounds t sound

159 1 The t sound

Listen and say the words. Is the **t** sound at the beginning or the end?



toy



tail



parrot



planet

160 2 Children around the world

Listen and read. Can you find the words with the **t** sound?



Tania lives in Turkey.
She takes a train.



Tariq lives in Egypt.
He takes a taxi.



Tanet lives in Thailand.
He takes a boat.

161 3 Tongue twister

Listen and read the tongue twister. Say it with a partner.

Taaleem takes his teddy bear to his tent.



Lesson 14 Read and answer

162 1 A day at the zoo

Do you go to the zoo? What do you see?
Listen and read about the zoo.



Last week Faisal visited the zoo with his parents.
They looked in the cages. They watched the animals.



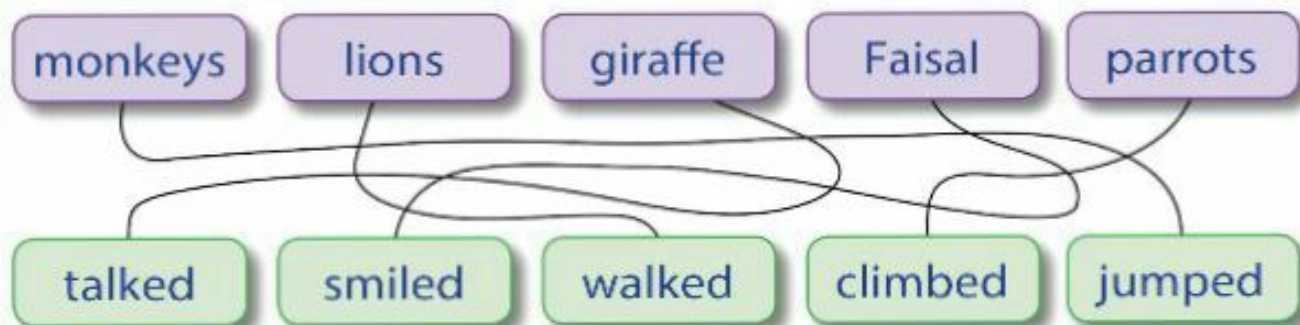
The kangaroos jumped.
The monkeys climbed trees.
The parrots talked.
The lions walked.
The giraffes chewed leaves.



Faisal smiled!



2 21st Yes or no?



Lesson 15 Read and answer

163 1 Before you read

Look at Photos 1 and 2.

What can you see? Can you see these things near your home?

My holiday



I visited the countryside.
I climbed a hill.
I looked at the sky.
I fished in the stream.
I camped in a tent.

It was quiet and pretty.
It was fun!
I liked the countryside.



I visited the seaside.
I walked on the beach.
I played in the sea.
I collected shells.
I sailed on a boat.

It was windy and beautiful.
It was fun!
I liked the seaside.


2 21st ☁ The seaside
or the countryside?



Tariq



Hassan



fish in the stream



walk on the beach



play in the sea



camp in a tent



collect shells



climb a hill

Lesson 16 Think about it

1 Matching game

Make cards and play the game.

visit
play
walk
collect
climb
camp

play

in the
sea

in the sea
the seaside
on the beach
shells
in a tent
a hill

I played ...

... in the sea!

2 21st Make sentences

Use the words in the Word box to make sentences.

Write them in your notebook.

quiet noisy big small fun busy pretty

1 The seaside is _____.

2 The city is _____.

3 The desert is _____.

4 The countryside is _____.

Choose a different place and write a sentence about it.
Tell your partner.

The zoo
is noisy!

Lesson 17 My learning

164 1 Teddy bear chant

Listen and say.

Teddy bear, teddy bear
Turn around
Teddy bear, teddy bear
Touch the ground

Teddy bear, teddy bear
Touch your nose
Teddy bear, teddy bear
Touch your toes.

1 First, the teddy bear touched the _____.

2 Second, the teddy bear touched his _____.


3 Third, the teddy bear touched his _____.

2 21st Picture search

Look at the pictures.

Can you find ...

- boys walking on a pavement?
- ice cream?
- a tent?
- a stream?
- a shell?
- noisy animals?
- a worm?
- an animal chewing?
- something soft?



Lesson 18 Review

165 1 Crazy zoo!

Look at the pictures.
What can you see?
Listen and say **yes** or **no**.



2 Write about it

Look at the picture again and write sentences about it.

Look what I can do!

- I can name things in a city.



- I can name opposites.



- I can talk about things using this and that.



This ball is round. That ball is flat.

- I can read and write words that end in -y.



Lessons 19-20 Literacy project

166 1 Before you read

Read the beginning of the story.
What happens in the story?

Goldilocks and the three bears



Every day, Goldilocks walked in the forest. One day, she decided to take a different path. At the end of the path, there was a little house. Goldilocks knocked on the door, but nobody answered. She opened the door and entered the house.

The house was empty.
She entered the kitchen.
There were three bowls of porridge on the table.
Goldilocks was hungry, so she decided to eat the porridge.

The first bowl of porridge was very hot.
The second bowl of porridge was very cold.
But the third bowl of porridge was just right!



Goldilocks was sleepy after eating the porridge, so she went into the living room. There were three chairs in the living room, and Goldilocks wanted to rest.

The first chair was very big. The second chair was very big, too. The third chair was just right, but then it broke into lots of pieces!

Goldilocks was still sleepy, so she climbed the stairs to the bedroom. There were three beds.

The first bed was very hard. The second bed was very soft. But the third bed was just right. Soon, Goldilocks was asleep.

Some time later, three bears returned to the house. There was a Daddy Bear, a Mummy Bear and a Baby Bear. It was their house.

They looked in the kitchen.



Next, they looked in the living room.



Then, they climbed the stairs to the bedrooms.



167 3 What happened next?

What do you think happened at the end of the story?
Now listen. Were you right?

4 🗨️ Act it out

Look at the pictures. Who do they belong to?
What does Goldilocks say? Act it out with a partner.

These boots are very old!




Now act out the story.

A Make an adjectives book

Write sentences about things in the story.

Draw a picture for each sentence.

Make a cover for your book.



B Write a poem

Write a poem about the three bears' house.

Think about things you can **see**, **hear** and **smell**.

Draw pictures.

I can see _____.

I can see _____.

I can hear _____.

I can hear _____.

I can smell _____.

I can smell _____.



Unit 8 Wordlist

again	adverb	float	verb
animal	noun	flowers	noun
apple	noun	Friday	noun
April	noun	friendly	adjective
August	noun	frog	noun
bake	verb	grass	noun
bathroom	noun	grow	verb
boots	noun	happy	adjective
brown	noun/adjective	helpful	adjective
cake	noun	hen	noun
camel	noun	hot	adjective
clever	adjective	house	noun
cloudy	adjective	January	noun
cold	adjective	July	noun
crocodile	noun	June	noun
date	noun	kind	adjective
day	noun	lake	noun
December	noun	land	noun
desert fox	noun	late	adjective
dolphin	noun	leaf	noun
dream	noun	lion	noun
drink	verb	live	verb
dry	adjective	living things	noun phrase
elastic band	noun	make	verb
elephant	noun	March	noun
February	noun	May	noun
fish	noun	Monday	noun

need	noun	September	noun
November	noun	shiver	verb
October	noun	shore	noun
oryx	noun	snail	noun
paint	verb	snow	noun
paper	noun	snowy	adjective
paper clip	noun	stay	verb
pear	noun	stream	noun
people	noun	Sunday	noun
plants	noun	sunny	adjective
plate	noun	take	verb
play	verb	Thursday	noun
polar bear	noun	today	noun
polite	adjective	train	noun
puddle	noun	tree	noun
rain	noun	Tuesday	noun
rain hat	noun	turtle	noun
raincoat	noun	umbrella	noun
rainy	adjective	wash	verb
river	noun	water	noun
row	verb	waterfall	noun
ruler	noun	Wednesday	noun
Saturday	noun	whale	noun
say	verb	windy	adjective
scream	verb		
sea	noun		
sea cow	noun		



Phrase List

brush (our) teeth

go away

have a shower

wash (our) hands

Unit 9 Wordlist

angry	adjective	flavour	noun
baby	noun	fly	verb
bad	adjective	fun	adjective
bakery	noun	garden	noun
beach	noun	giraffe	noun
beautiful	adjective	go	verb
big	adjective	good	adjective
bin	noun	happy	adjective
bored	adjective	hill	noun
broom	noun	hot	adjective
building	noun	ice cream	noun
bus stop	noun	ice cream seller	noun
camp	verb	kangaroo	noun
carry	verb	late	adjective
chase	verb	library	noun
chew	verb	litter	noun
city	noun	monkey	noun
clean	adjective	moon	noun
cold	adjective	mosque	noun
coloured pencils	noun	new	adjective
countryside	noun	noisy	adjective
cross	verb	old	adjective
cry	verb	on top	noun phrase
dirty	adjective	park	noun
dry	adjective	parrot	noun
Egypt	noun	pavement	noun
fish	verb	planet	noun



quiet	adjective	tail	noun
road	noun	take	verb
sad	adjective	tall	adjective
scary	adjective	taxi	noun
sea	noun	Thailand	noun
seaside	noun	traffic lights	noun
shell	noun	Turkey	noun
shop	noun	turtle	noun
short	adjective	village	noun
shout	verb	visit	verb
sky	noun	wait	verb
small	adjective	wet	adjective
stop	verb	wolf	noun
storm	noun	worm	noun
stream	noun	zoo	noun
swimming pool	noun		

