



Education Promotion Program for Dropouts

English Language

Cycle One

**The Directorate of Curricula and School-Textbooks would greatly appreciate any
feedback on this book at the following addresses:**

Phone: (962-6) 4617304/ 3-6 Fax: (962-6) 4637569/ 4645888 P.O.Box: (1930) Postal code: 11118

Email: FLanguages.Division@moe.gov.jo

The Ministry of Education has decided to adopt this book for the Education Promotion Program for Dropouts centers, in accordance with the approval of the Braod of Education in its meeting No. 84/2019, on 30/5/2019, for the 2019/2020 academic year.

All rights reserved; no part of this publication may be reproduced, stored in a retrieval system, or transmitted in any form or by any means, electronic, mechanical, photocopying, recording, or otherwise, without the prior permission of the Ministry of Education.

The Deposit Number at the National Library
(2020/6/1947)
ISBN:978-9957-84-894-1

**Technical Committe for development of Eductaion Promotion Program
for Dropouts materials**

- Dr Nawaf Mansour Al Aqaeel
- Saleh Mohammad Ameen Al-Omary
- Khaled Suliman Al Muharib
- Wafaa Mousa Abdullat
- Dr Zainab Fahad Al-Shawabkeh
- Fedaa Mahmoud Ghanem

Authors

Narmin Dawod Al-Azza

Malak Mohammad Al Massad

Manal Fahed Abu Rumman

Editor: Narmin Dawod Al-Azza

Copy Writer: Anas Khaleel Al Jarab'ah

Illustrator: Ibraheem Mohammad Shaker

Designer: Ayed Fuad Sammour

Production: Dr Abd Al-Rahaman Sulaiman Abu Suailiq

Proofreader : Narmin Dawod Al-Azza

Reviewer : Malak Mohammad Al Massad

Contents

Student's Book


Unit 0	Warm-up	4
Unit 1	Introducing yourself	14
Unit 2	Families	28
Unit 3	School is cool!	42
Review A	Review units 0-3	52
Unit 4	Excuse me, what is the time?	56
Unit 5	My daily routine	66
Unit 6	Seasons	76
Review B	Review units 4-6	86

Activity Book

Unit 0	Warm-up	90
Unit 1	Introducing yourself	94
Unit 2	Families	99
Unit 3	School is cool!	106
Review A	Review units 0-3	112
Unit 4	Excuse me, what is the time?	115
Unit 5	My daily routine	120
Unit 6	Seasons	126
Review B	Review units 4-6	131
World list	133

Unit O

Warm Up!





Greetings


1 Listen to these people. They are greeting you!

Hi! I am Adam.
Nice to meet you.

Hey there! My name is Sarah
How are you?

I am Deena.
How do you do?





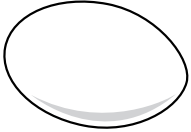




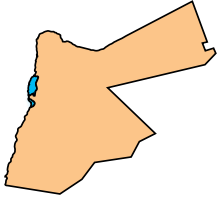












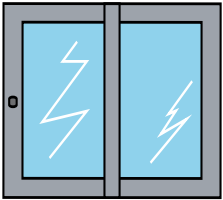
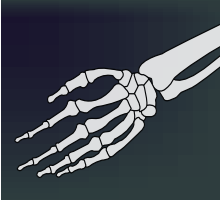

Hello! I am Daniel.
Welcome to our lovely school!



2 Now, it's your turn!

Alphabet

1 Say the letter along with the word.


A a - Apple 	B b - Boy 	C c - Cat 	D d - Down 	E e - Egg 
F f - Fish 	G g - Girl 	H h - Hat 	I i - Ice cream 	J j - Jordan 
K k - Kitchen 	L l - Leopard 	M m - Mouth 	N n - Nurse 	O o - Old 
P p - Pencil 	Q q - Quilt 	R r - Rubber 	S s - Stork 	T t - Teacher 
U u - Up 	V v - Vegetables 	W w - Window 	X x - X-ray 	Y y - Young 

2 Match the letter with the picture.


G




I



C















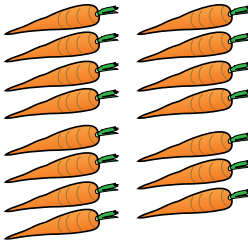

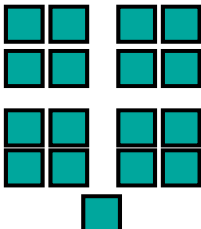





Z




Numbers 1- 20

1 Say and point to the numbers.

1 one 	2 two 	3 three 	4 four 
5 five 	6 six 	7 seven 	8 eight 
9 nine 	10 ten 	11 eleven 	12 twelve 
13 thirteen 	14 fourteen 	15 fifteen 	16 sixteen 
17 seventeen 	18 eighteen 	19 nineteen 	20 twenty 

2 Match numbers with pictures.


11




7



19




3



Colours

1 Say and point to the colours.




a. What is your favourite colour?


b. Has your favorite color changed as you've grown older?

Shapes

1 Point and say the shapes.



Circle



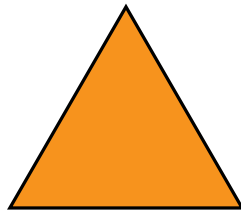
Oval



Square



Rectangle



Traingle



Star

2 Name things around you that have shapes similar to some of the above shapes.

Classroom instructions

With the help of your teacher, follow these instructions.

1. Stand up!



2. Sit down!



3. Open your book.



4. Close your book.



5. Listen!



6. Read!



7. Write!



8. Speak!



9. Open the window.




10. Close the door.



11. Colour the picture.



12. Turn right.



13. Turn left.



14. Class dismissed!



Unit One

Introducing Yourself



- Look at the picture. What can you see?




- **How many people you can see?**

Lesson 1

Hello, how are you?

1 Listen, read and say.



2 Listen, complete and read.

Azeeza: Hi! What's _____ name?

Zeina: My _____ is Zeina. And you?

Azeeza: I'm Azeeza. How _____ you?

Zeina: I'm _____, thanks.

Azeeza: Nice to meet you, Zeina. Bye!

Remember!

- I am = I'm
- What is = What's

3 Listen, read and say.

Hi, Salma.
This is my friend, Sarah.

Hello, Sarah.

Hi, Salma.



Remember!


- He is = He's
- She is = She's

4 Listen, read, practice and say.



My name is Nice to meet you.

This is She's my friend.




Lesson 2

Where are you from?

Who is speaking a boy or a girl?

1 Listen, say and answer.

Hi, nice to meet you.
Where are you from?



I'm from Jordan.



Goodbye! See you soon.



Bye! See you later.



2 Read, say and practice.

Where are you from?

I'm from Amman.



I'm from Jerash.

I'm from Petra.



Remember!

- What is = What's
- Who is = Who's
- Where is = Where's

3 Complete the questions with the following question words.

What

Who

Where

a. What is your name? "Fuad"

b. Where are you from? "Jordan"

c. Who is your friend? "Salwa"

d. What is in your bag? "My books"

Grammar Guide

Possessive pronouns

Subject pronouns	Possessive adjective pronouns
I	My
You	Your
She	Her
He	His
We	Our
They	Their

Complete the following sentences.

A: Hello, what's _____ name?

B: Hi, _____ name is Huda. This is a picture of my son.


_____ name is Kamal. He is five years old.

Lesson 3

How is it going?


Who is speaking?

1 Listen, say and answer.




Hi Nada. How is it going?

I'm doing well. And yourself.





Not so good. I'm having a bad day.



2 Complete, read and say.


Hi Kamal. _____ is it going?

I'm doing _____. And yourself?



He's doing _____.

Not so good. I'm having a _____ day.



3 Circle the correct answer.

- a. How _____ (is / are) you?
- b. I'm _____ (doing / do) well.
- c. And _____? (myself / yourself)
- d. I'm _____ (had / having) a bad day.
- e. I'm doing well, _____ (thank / thanks) you.

Phonics

Read and find out how many different "th" sounds are there?

1. The baby has **th**ree **th**ee in his **th** mouth.
2. Her **th**er and **th**er are in the car.

Put a (✓) before the word that has "th" sound.

The English "th"

The two letters (t) and (h) in combination (th) are very common in English. They represent two different sounds:

- The soft sound of "th" is also called "voiced". For words like (this, the, that, ...).
- The hard sound of "th" is also called "voiceless". For words like (teeth, thank, three, ...).

4 Put the following words under its category list.

Think

That

Thank

The

Thirty

There

The Voiced "th" consonant	The Voiceless "th" consonant
This	Three
_____	_____
_____	_____
_____	_____

Lesson 4

Hi! How old are you?

1 Listen, read and answer.

Hello. My name is Fawzi.
I'm 13 years old.



Hi. I'm Salwa. I'm 12.
Nice to meet you.



2 Read and answer.

- a. How old is Fawzi?
- b. How old is Salwa?
- c. What about you, how old are you?

3 Remember the numbers.

- a. 1, 2 ____ 4, 5 ____ 8 ____ 10.
- b. eleven, 12, thirteen, 14, ____, sixteen, 17, eighteen, 19, ____.

4 Ask and answer about your friend and you.

A: Hello! My name's ____.

B: I'm ____ years old.

Grammar Guide

Be (all form)


Remember!

Subject	affirmative	Negative	questions	Short answers
I	am	am not ('m not)	Am I?	Yes, I am. No, I'm not.
He / She/ It	is ('s)	is not (isn't)	Is he / she?	Yes, he / she is. No, he / she isn't.
We / They / You	are ('re)	are not (aren't)	Are we/ they/ you?	Yes, we / they/ you are. No, we/ they/ you aren't.

Remember!

- I am= I'm
- He/she is = He's/she's

5 Match the sentences to the pictures



- They are friends. _____
- It is a cat. _____
- I am Leen. _____

6 Write and say.

Write a short paragraph by answering the following questions:

- What's your name?
- How old are you?
- Where are you from?

Practice saying the sentences to the class.

Big Value

Introducing myself to others help me to :

- be more confident,
- have good communication skills.

Listen and repeat

Sing the song then answer the question below:

Hello! Hello! How are you today?

Hello! Hello! How are you today?

I'm fine thank you.

I'm fine thank you.

I'm fine thank you

- Did you enjoy singing the song? why?

Unit Two

Families



- How many people do you see?



- **Do you like a big or a small family? Why?**

Lesson 1

Meet My Family

1 Listen, read and say.

Family



There are five people in my family.

Mother



This is my mother.

Father



This is my father.

Parents

I love mum and dad. I love my parents.

Sister



I have got one sister.


Brother



I have got one brother.


2 Read and answer.

a. Who are they? Circle.



Mother

Father




Sister


Brother

b. What's the opposite? Write.




Brother





Mother



C. Write the missing letters to complete the family member words.



f _ m _ l _



m _ th _ r



f _ th _ r



_ ist _ r



b _ o _ he _

Punctuation

Match

1. Capital letter	a. ’
2. Full stop	b. A
3. Question mark	c. .
4. Apostrophe	d. ?

Write the sentences using the correct punctuation and the correct capital letters.

1. im alis sister

2. has she got a sister

3. my cats are very clever

4. its a big house

Lesson 2

Who's in my Family?



Remember!

- They are= They're

1. Listen, read and say.

Son



This is her son.

daughter



This is his daughter.

Children



I have got two children.

Grammar Guide

I have got two sisters.
Have you got a sister?

No, I haven't got sisters.
I've got three brothers.

I have got ...	I've got ...	I have not got...	I haven't got...	Have I got...?
You have got	You've got	You have not got	You haven't got	Have you got...?
He has got	He's got	He has not got	He hasn't got	Has he got...?
She has got	She's got	She has not got	She hasn't got	Has she got...?
It has got	It's got	It has not got	It hasn't got	Has it got..?
We have got	We've got	We have not got	We haven't got	Have we got..?
You have got	You've got	You have not got	You haven't got	Have you got..?
They have got	They've got	They have not got	They haven't got	Have they got..?

a. Read the sentence. Circle the correct answer.

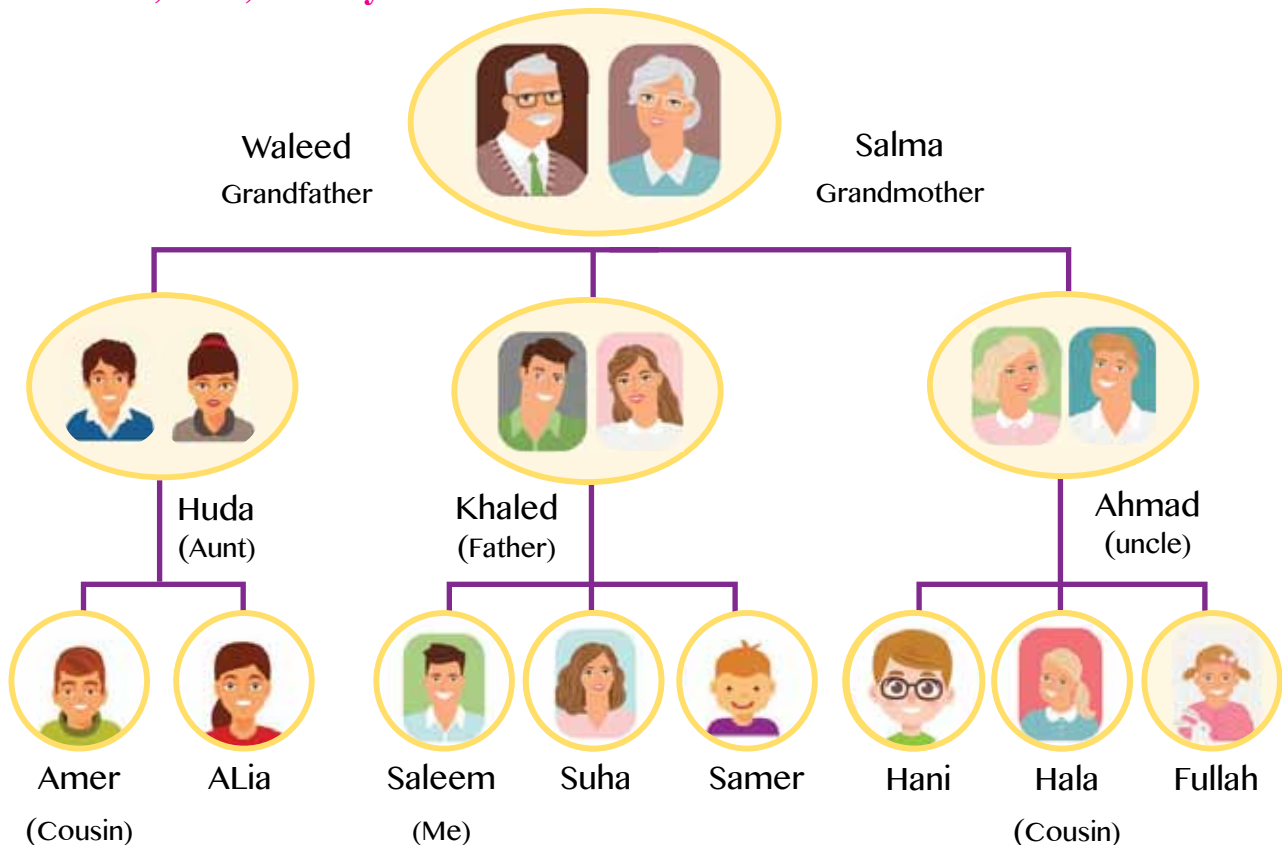
1. We (has / have) got a cat and two dogs.
2. He (haven't/hasn't) got any brothers or sisters.
3. I ('s got / 've got) some chocolate.
4. They (has not got/ have not got) a big house.
5. She (has / have) got a brother and a sister.

Lesson 3

My Big Family

Is your family big or small?

1 Listen, read, and say.



- **Grandfather:** Huda is my daughter.
- **Saleem :** Amer is my cousin.
- **Grandmother:** Ahmad is my son.
- **Huda :** Khalid is my brother.
- **ALia:** Suha is my cousin.
- **Samer:** Ahmad is my uncle.
- **Amer:** Huda is my mother.
- **Ahmad:** Hani, Hala and Fullah are my children.
- **Suha:** Huda is my Aunt, and Ahmad is my uncle.
- **Fullah:** Hala is my sister.

Remember!

- Father + Mother = Parents
- Son + Daughter = Children

a. Use family tree to completes the sentences:

1. Khlid is Samer's _____.
2. Ahmed is Alia's _____.
3. Huda is Saleem's _____.
4. Fullah is Suha's _____.
5. Waleed is Saleem's _____.

b. Study the family tree and write the correct words:

1. Grandmother _____.
2. _____ Daughter.
3. Uncle _____.
4. Father _____.

2 Label the picture

Uncle

Aunt

Grandfather

Grandmother

a. _____



b. _____



c. _____



d. _____



3 Think and answer:

a. My mother's mother is my _____.



b. My father's sister is my _____.



c. My aunt's daughter is my _____.



d. My father's daughter is my _____.



4 Listen, say and read

20	30	40	50	60
twenty	thirty	forty	fifty	sixty
70	80	90	100	
seventy	eighty	ninety	a hundred	

Phonics

Listen and say.

The "ck", "ch", "c" have the "k" sound.

Ask students to underline the letter or letters that stand for the sound /k/ in each word.

Kid Back Class music school cat kitchen

Kareem climbs the tree, because he heard a noise from the school backyard. It was a bird called woodpecker.

Project

Do a research using the internet to download a family tree template to make a family poster. Search through your family tree: the names of your parent, siblings, aunts, uncles, grandparents and cousins.

- Do you have a big or small family?
- How many people in your family have your name?



Lesson 4

The Penguin Family

- What can you see in the picture?

1 Listen, read and answer.

Penguins are amazing birds. They live in the North Pole. They can't fly, but they are great swimmers. They're also good parents. The mother penguin has one egg every winter. She gives the egg to the father penguin and then she goes to the sea for food. The father penguin keeps the egg warm on his feet. Then after two months the baby penguin comes out of the egg.



2 Decide if the statements are True (T) or False (F).

- | | | |
|---|---|---|
| a. Penguins are birds. | T | F |
| b. Penguins can't swim. | T | F |
| c. The mother penguin keeps her egg warm. | T | F |
| d. The baby penguin goes to the sea. | T | F |

3 Complete the sentences with these words.

cold

egg

sea

warm

- a. It's _____ in winter.
- b. Penguins swim in the _____.
- c. Every winter a mother penguin has one _____.
- d. The father penguin keeps the egg _____ on his feet.

Listen and repeat

Song

I love my family, my family,

I do I love my family, my family, I do

My mother, my father, my sister and brother too

My grandmother, grandfather too

We love our families, our families, we do

We love our families, our families, we do

We love our families, our families, we do

We love our families, just like you

- Did you enjoy the song? Why?

Unit Three

School is cool!



• What subjects at school do you like?



• What colours can you see?

Lesson 1

Helping classmates

Before you start

- a. How many students are there in your class?
- b. Do you talk to them all?



1 Listen, read and answer.

Ola: How are you, friends?

Mohammad: We are fine. How are you? You look worried.

Ola: Mmmm, I want to tell you something.

Our new classmate Mazen looks sad all the time.

Rami: Yes, he does. But why, do you know?

Ola: I think he doesn't have enough money to buy school stuff.

Rami: Aha. I understand.

Salma: Let's help him.

Mohammad: Yes, let's help him. I can bring him pencils, rulers and rubbers.

Who can bring him a bag?

Rami: I can't bring him a bag, but I can bring him crayons and notebooks.

Salma: I can bring him a bag!

Ola: Great! And I can bring him a track suit. Thank you my friends.

Decide if the following statements are True (T) or False (F).

- a. Mohammad looks worried. ()
- b. Mazen is always happy. ()
- c. Rami can bring notebooks. ()
- d. Salma can bring a bag. ()

2 Think!

How can you help your classmates if they are:

- a. poor?
- b. not able to do a homework?
- c. sick?

Phonics

“Th” and “Sh”

1. Listen and repeat

“Th”: thorns - three – mouth – bathtub - thumb

“Sh”: fish – ship – shoes – shell – sheep

2. Look for a “Th” and “Sh” words.

School hunt

Before you start

What do you usually do in your free time?

What is the name of your friend/friends?

1. Read the following story and answer the following questions.

School hunt

Let's play!

Every day, Ahmad, Salma, Ruba and Rayan play their game.

It is called the "school hunt."

They have a fun box, and often one of them hides it, and the others start searching throughout the school.

Today, they want to find the fun box.

"Is it in the classroom, on the desk?"

"No, it isn't."

"Is it in the computer room?"

"No, it isn't."

"Is it in the art room?"

"No, it isn't."

"Is it under the table?"

"No, it isn't."


"Is it in the science room?"

"No, it isn't."

"Is it in the library?" "Yes. It is in the library. Hooray! David holds it."



a. Look at these words:



computer room



library



art room

b. What places were not in the story?

c. Find the words (in, under) in the story.

d. Retell the story.

Remember!

Some prepositions are:

- (on, in, under)

Grammar Guide

What is the present simple?

- 1- Ayman **always** **cleans** his bedroom.
- 2- Mum and dad run **sometimes**.
- 3- The cat **never** **eats** bananas.

Present simple is used to describe habits. It is the base form of the verb. But with the third person singular (she/he/it), we add an (-s). In the present simple, we use adverbs of frequency, for example, (always, sometimes, never).

Look at the following to understand the use adverbs of frequency.



Always



Sometimes



Never

School rules



1 Look at the picture and read the rules silently.

- Choose the rule that you like best, write it in your notebook, and then say why you like it.
- Discuss the above rules with your partner and write two more rules.
- Present your rules (the one that you choose and the two other rules) as pairs.

2 Find these words in the dictionary:

- Respectful
- Responsible
- Safe

Grammar Guide

How to make a negative sentence in the present simple?

1. I like apples but I **don't** like oranges.
2. I **don't** live in Amman.
3. They **don't** go to school at the weekend.
4. Rania **doesn't** live in Zarqa.
5. Salim **doesn't** walk to school.

Remember!

- **don't** = do not
- **doesn't** = does not

We use **do** and **does** to make negatives with the present simple. We use **doesn't** for the third person singular (she/he/it) and **don't** for the others.

3 Listen and say

Ahmad: Let's say the numbers from 21 to 30:

21	22	23	24	25
26	27	28	29	30

Alia: I can paint these numbers:



Lesson 4

Cool Schools

1 Read about these schools and answer the following questions.

A school in Germany

This school looks like a big cat! It is small. When children walk in this school, they feel that they are inside the belly of a big cat.

The classrooms and eating rooms are in the cats belly, and the playgrounds are in its paws.

The cat's tail is a slide!



A school in France



The students in this school can see rainbows every day! It has lovely colours, and children come happy.

It is one of the most colorful schools in the world.

A School in Indonesia



This school is called the “Green School”.

It is a big school.

It is an eco-friendly school.

It is good for the nature.

It is made of bamboo!

a. Decide if the following statements are True (T) or False (F).

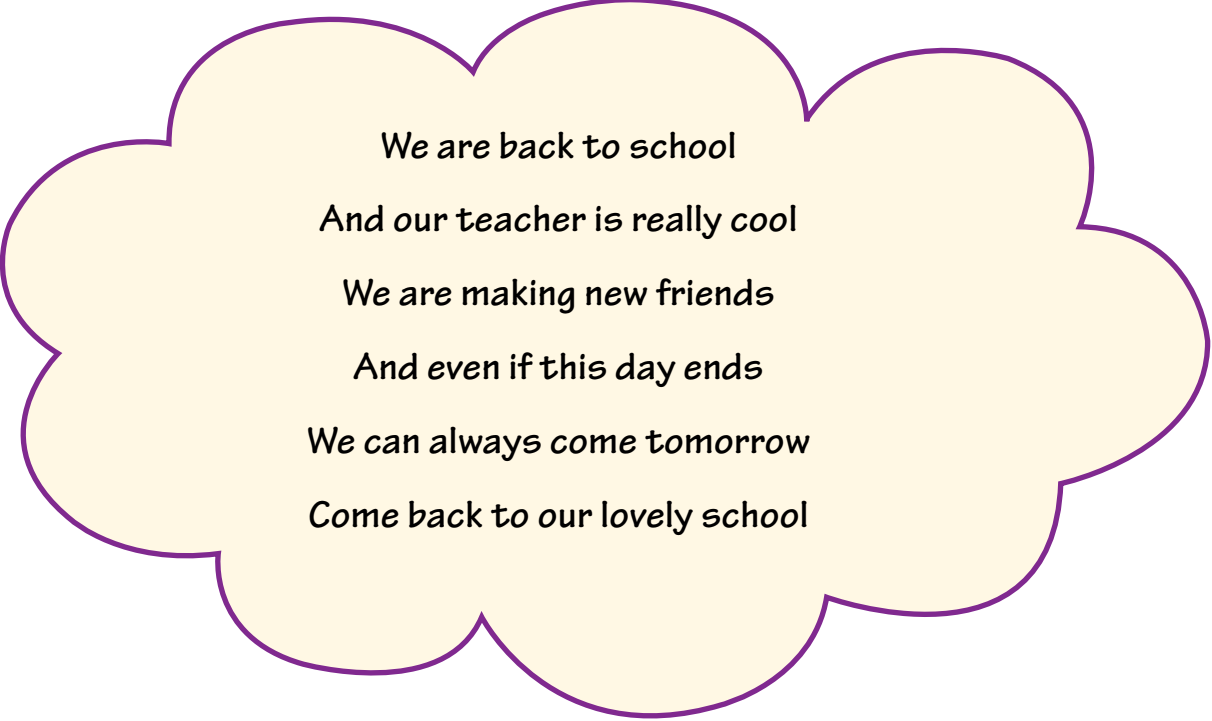
-The school in Germany is colorful ()

-The school in Indonesia is good for the nature ()

b. What do you think the meaning of “eco-friendly school”?

c. What is your favourite school? Why?

2 Sing the song.



We are back to school
And our teacher is really cool
We are making new friends
And even if this day ends
We can always come tomorrow
Come back to our lovely school

Project

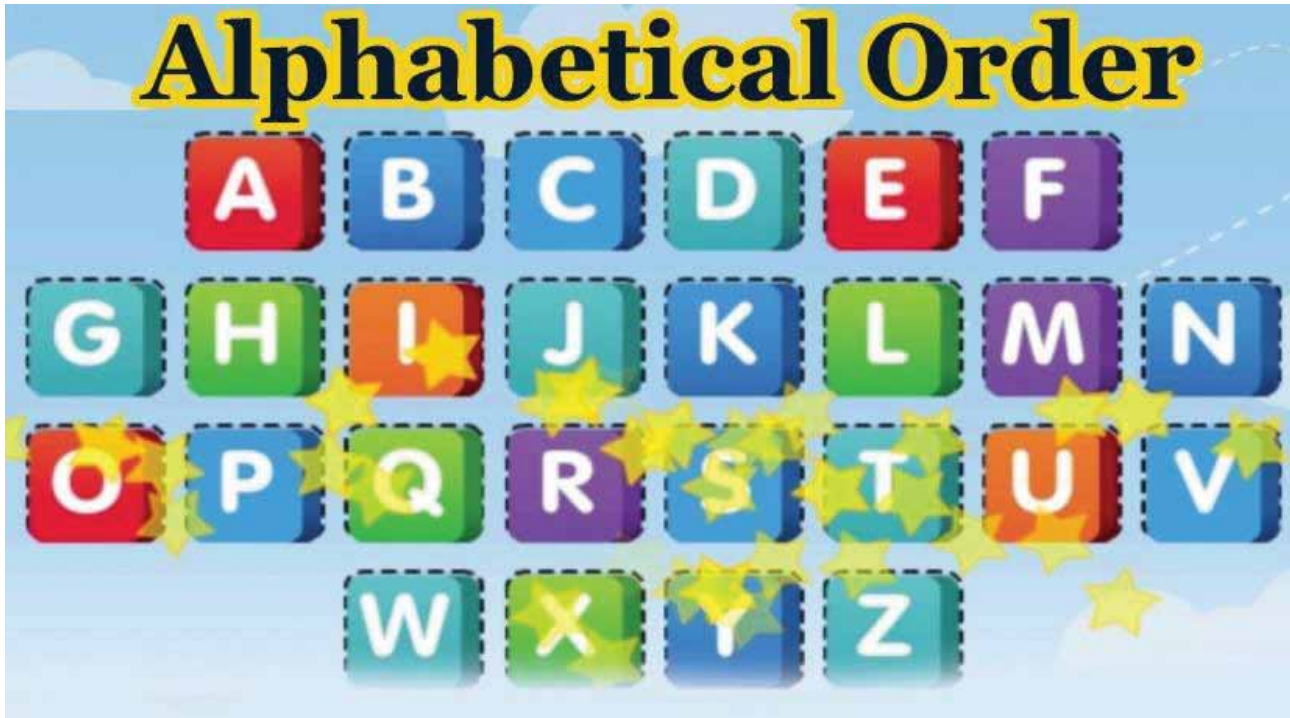
Work in pairs and choose **one** of the following:

1. Use the computer to create a “classroom rules” picture and make it lovely and colourful using colours and stickers. Present it to the class.
2. Use the computer to draw a map of Jordan, colour it, and then locate your school on your map. Present it to the class.

Big Value

- I Help others and make them happy.
This makes me happy too.
- I want to make my school and my teachers proud of me.
I am responsible and respectful.

1 Say the alphabet.



2 Put these words into alphabetical order.

Be careful! You might need to look at the second or third letter too!

a. blue – red – yellow – green

b. dog – cat – mouse – hors

c. rectangle – circle – oval – triangle

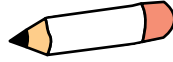
d. come – go – draw – close

e. six – one – nine – seven

3 Circle the right word



- a. ruler
- b. pencil
- c. book
- d. rubber



- a. pen
- b. ruler
- c. pencil
- d. book



- a. ruler
- b. pen
- c. rubber
- d. crayons




- a. rubber
- b. crayons
- c. board
- d. sharpener



- a. ruler
- b. rubber
- c. crayon
- d. pen



- a. pencil case
- b. board
- c. pencil sharpener
- d. crayons



- a. book
- b. crayons
- c. board
- d. scissors



- a. pencil sharpener
- b. scissors
- c. crayons
- d. pencil case



- a. scissors
- b. pencil case
- c. crayons
- d. pencil sharpener


4 Reorder the words to make sentences.

- a. He / 's / . / friend / my _____
- b. Zarka / She / from / . / 's _____
- c. 19 / years old / . / am / I _____

5 Complete the missing words in the dialogue, and say it with a partner.

Hello! ____ are you?
I'm Basem. What's your ____?

I'm Nader. Nice to meet you.




I'm 12 ____ old.
And you, how ____ are you?

I ____ 13. I ____ from Salt.
And ____, ____ are you from?

6 Coming or going?

Hello!	Goodbye!
_____	_____
_____	_____
_____	_____
_____	_____
_____	_____



7 Order the letters, and then match the word with its picture.

grafathnder _____

eetrh _____

tnihk _____



3

8 Choose the best answer.

a. A _____ looks after the children.

1. sister

2. brother

3. mother



b. My father's mother is my _____.

1. grandfather

2. sister

3. mother




c. My mother's father is my _____.

1. mother

2. grandmother

3. father



d. My _____ is the head of the family.

1. mother

2. father

3. grandmother



9 Fill in the gaps....

My name _____ Mona. I'm 15 _____. I'm from _____. I've _____
two sisters and one _____. I've got two uncles and _____.

Unit Four

Excuse me , what is the time?



- Can you do without a watch or a clock?



- **What things do you need to tell the time?**

Lesson 1

What time is it, please?

Before you start

How many hours in a day?

What activities you need to do at specific time?

1 Listen, read, and answer.

Amal: Excuse me. What time does the Arabic class start?

Bassam: At twelve o'clock.

Amal: What time is it now?

Bassam: Well, I'm sorry I don't know.

Amal: Is there any clock here?

Bassam: I think there's one in the next room.

they walk to the next room.

Bassam: Here it is! It's half past eleven.

Amal: Thank you.

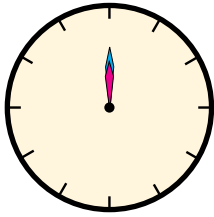
Bassam: You're welcome.

2 Decide if the statements are True (T) or False (F).

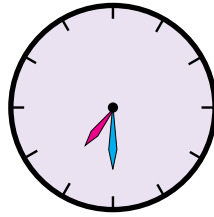
- | | | |
|---|---|---|
| a. The Arabic class starts at 12 o'clock. | T | F |
| b. There's a clock in the first room. | T | F |
| c. Amal is late for the class. | T | F |
| d. Bassam has a watch. | T | F |

3 Look, read and say.

Analog clock

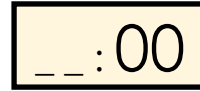


o'clock

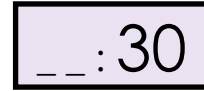


half past

Digital clock

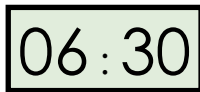


o'clock

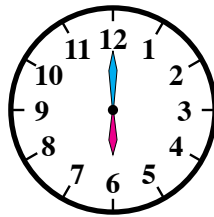


half past


4 Which ones show the same time?



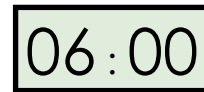
a



b




c




d


5 Ask and answer, then match.




a




b



c



d



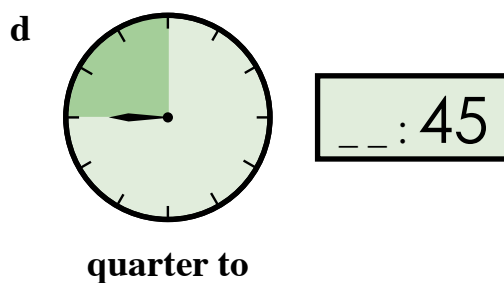
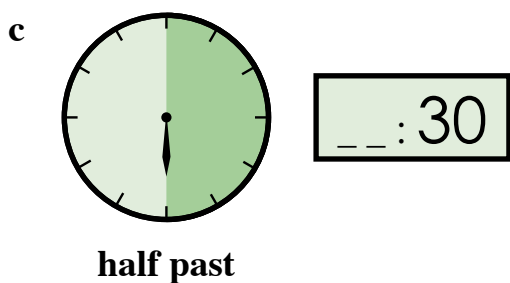
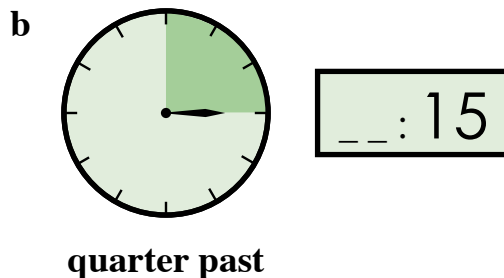
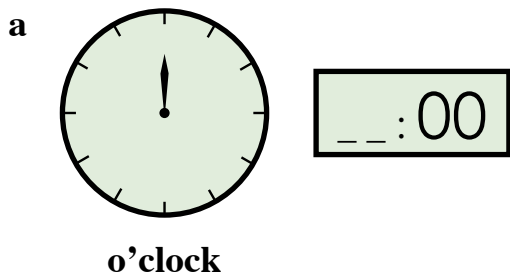
e

1. It is twelve o'clock. _____
2. It's half past seven. _____
3. It is eight o'clock. _____
4. It is six o'clock. _____
5. It is half past one. _____


Lesson 2

Is it quarter past one?

1 Listen and repeat.




2 Let's practice!



It's one o'clock

01 : 00


One o'clock



half past one

01 : 30


One thirty



quarter past one

01 : 15

One fifteen



quarter to one

01 : 45

One fourty five

3 Ask and answer. Say what time you do these things:

get up have breakfast /lunch leave for school /work
get to school /work go to bed

a.

What time do you get up, Salwa?

I get up at seven o'clock.

I get up at half past six. And what about you Abeer?

b.

What time do you leave for work, Omer?

I leave for work at quarter past eight.

I leave for work at quarter to seven. And you Amjad?

4 Say about you.

- I get up at
- I have breakfast at
- I leave for school/ work at
- I get to school at
- I go to bed at

Remember!

- It's = It is
- I get up **at**

Lesson 3

The days of the week

1 Listen and say the days of the week.



These are the days of the week.



2 Read with your partner.

A: What's today?

B: Today is Monday.

A: What time do you leave for school?

B: I leave for school at half past seven.

A: When do you have English class?

B: I have English on Thursday.

3 Ask and answer with a partner about you .

A: What's today?

B: Today is

A: What was yesterday?

B: Yesterday was

A: What is tomorrow?

B: Tomorrow is

Phonics

Silent Letters

We write some letters, but we don't say them. They are called **silent letters**.

4 Listen and point to silent letters.

1. A: What day is it? What time is it?

B: It's Wednesday

2. A: What time is it?

B: It's half past eight. Let's go! We have class at ten o'clock.

3. Teacher: Write the words. Listen and correct the wrong answers.

5 Add the correct silent letters (t w c h gh l d k) to the following:

ei__t

We__nesday

ha__f

lis__en

w__at

ans__ers

clo__k

__now

Lesson 4

TV Guide

1 Read the TV Guide.

TV Guide		
Programm	Time	Day
Great Men and Women from Jordan	Start 4:30 end 5:15	Friday
Talk Show	Start 5:30 end 7:00	Saturday
You are What You Eat	Start 6:00 end 6:30	Sunday
Animals Show	Start 6:45 end 9:15	Monday
Gardning Show	Start 11:15 end 12:30	Tuesday
TV Shopping	Start 12:00 end 1:00	Wednesday
Music Show	Start 9:45 end 11:15	Thursday

Decide if the statements are True (T) or False (F).

1. *Great Men and Women from Jordan* is on Friday. T F
2. There is a *Talk Show* on Saturday and Wednesday. T F
3. *TV Shopping* starts at quarter past eleven. T F
4. *Gardning Show* ends at half past twelve. T F
5. *You are What You Eat* starts at half past six. T F
6. *TV Shopping* is on Wednesday. T F

2 Listen to Sarah, and answer the following questions:

Sarah: The program I watch talks about a man or a woman from my country. They work hard to make their country great and safe place. One day I'd like to be like them.

- Which program is it? _____ .
- Which day you can watch it? _____ .
- At what time does it start? end? _____ .

3 Ask and answer about one of the programs in the TV Guide.

A: My programm starts at and ends at.....

B: Is it

A: Yes, it is. /No, it is not.

4 Listen and read the poem.

I'm in the clock team and I'm okay!

I work all night and I work all day.

I've got two hands, but I've got no arms at all!

My big hand can move sixty minutes in one hour, I'm the one with the
strength and power.

My small hand isn't quite as fast. In a race, it always comes last!

It takes so long just to get around (12 hours you know) It's careful,
small, and slow.

Now meet my friends that help me work, Half past, quarter past,
quarter to and o'clock.

a. What is the poem about?

b. Did you enjoy it? Why?

Big Value

"We don't say there's still time' or may be next time, becuae there's also the word it is too late time."

Unit Five

My daily routine



- What can you see in the picture?



- What activities do you do?

Lesson 1

What do you usually do?

1 Listen and read.

Look at the pictures. What can you see?




Sleep



Have breakfast



Brush teeth



Watch TV

Ibrahim's daily routine

Hi, I'm Ibrahim, I'm nine years old.

I get up at seven o'clock every morning. I take off my pyjamas, I wash my face, I brush my teeth and put on my clothes.

I have breakfast at half past seven. I eat cheese and jam. I drink milk.

I go to school at quarter to eight. I go to school by bus. At school I read and write.

In the evening I have dinner with my family at half past seven. Then, I take off my clothes and put on my pyjamas. At nine o'clock I go to bed.

2 Decide if the statements are True (T) or False (F).

- | | | |
|--|---|---|
| a. Ibrahim is nine years old. | T | F |
| b. He gets up at eight o'clock. | T | F |
| c. He eats tomatoes and jam for breakfast. | T | F |
| d. He drinks milk for breakfast. | T | F |
| e. He walks to school. | T | F |
| f. He has lunch at school. | T | F |
| g. He has dinner with his family. | T | F |

Lesson 2

My Day

1 Read, the following texts.

I get up at 7:45, because my school only starts at 9:00 o'clock. I go to the bathroom and then I put on my uniform. I have breakfast with my family around 8:15. I usually have thyme and olive oil, cheese and jams. We all leave home at 8:30. My parents drive me to school and go to work. At 4:30 my grandfather takes me home. I put on my truck suit. I always do my homework before dinner. When my parents arrive we eat and talk together. I go to bed, usually around 10:00 o'clock.

Eman, 10

I get up at 7 o'clock. I wash my face and comb my hair and then I have breakfast, usually a slice of bread and a bowl of cereal.

My school starts at 8:30. So I leave home around 7:45 to catch the bus.

When school finishes - at 3 o'clock- I come back home, have lunch, do my homework, and take a shower, after dinner I watch TV and go to bed at 9:30.

Nadi, 12

I get up at 7 o'clock. I wash my face and get dressed. I have thyme and olive oil for breakfast.

After brushing my teeth I make my bed and say goodbye to my parents. I have lessons from 8:30 to 3:30.

When school finishes I go straight home. I do my homework. I have dinner at 7:30, help my mum with the dishes and study.

I go to bed at 9:30, before that I usually read a book.

Ali, 13

2 Now say who these statements refer to by ticking (✓) the appropriate box(es).

	Ali	Eman	Nadia
a. Wake up at quarter to seven.			
b. Walk to school.			
c. Take shower in the evening.			
d. Wear a school uniform.			
e. Brush teeth after breakfast.			
f. Do homework before dinner.			
g. Read before going to bed.			

Phonics

The silent "e "

The "e" at the end of a word does not make a sound, meaning it is **silent**, but it makes the first vowel in the word say its own name:

" Silent 'e' makes the vowel (a e o i) say its name."

- mad made
- fin fine
- at ate
- not note

- Search for words that has silent 'e' and tell your classmates.

Lesson 3

What are you doing?

1 Look at the pictures and answer.

What are the people in the pictures doing now?

a



b



c



d



e



f



g



h



i



2 Match the sentences with the correct pictures.

What are the people in the pictures doing now?

_____ They are playing.

_____ He is sleeping.

_____ She is drinking water.

_____ They are eating.

_____ He is washing his face.

_____ She is reading.

_____ He is watching TV.

_____ They are writing.

_____ She is brushing her teeth.

3 What about you, what are you doing?

Grammar Guide

Present continuous

We use present continuous to talk about actions that are happening now.

- verb to be (**is/ am/are**) + **ing**

Affirmative	Negative
I am playing.	I am not playing.
He / She is playing.	He / She is not playing.
We / You / They are playing.	We / You / They are not playing.
Interrogative	
Am I playing?	Yes, you are. / No, you are not.
Is he / she playing?	Yes, he / she is. / No he / she is not.
Are we / you / they playing?	Yes, we / you / they are. No, we / you / they are not.

4 Circle the correct verb form.

- I usually (wake up/ waking) at six o'clock?
- Samar is (reading/ reads) an email?
- Narmeen and Omar always (have/ having) English class on Wednesday.
- I am (write/ writing) an email to my friend now.
- The cat is (plays/ playing) with the baby.
- My family often (eat/ eating) dinner at seven o'clock.
- Waleed and Zaid are (play/ playing) football in the park.

5 Complete the sentences about you.

I usually _____.

Now, I am _____.

Lesson 4

A day in my life

1 Read the following text about Adam's daily routine.

My name is Adam. I **always** wake up at 7 o'clock in the morning, wash my face and brush my teeth. **After that**, I do some exercises, I put on my clothes then I prepare my school bag. **Next**, I have my breakfast and wait for the school bus. At 8 o'clock I start my first class. **After that**, I **often** take my lunch break and chat with my friends. **At** around 12 p.m I go back home and take a rest. **Next**, I **usually** watch TV and chat with my family, then I do my homework and help my mother. **At** 9 o'clock I read a book and go to sleep.

When we write about routine the sentences in the paragraph, we should have some of the following:

- Then, next, after that
- In, on, at
- Always, usually, often
- First, second, finally

2 Rewrite the following sentences. Use the words in brackets.

a. Majed brushes his teeth.

Majed goes to bed. (then)

e.g., Majed brushes his teeth, then he goes to bed.

b. My mum often reads a story.

My mum tells us the story. (after that)

c. I have lunch with my family.

I help my mum with the dishes.

I do my homework. (then, after that)

3. Read the following poem:

Rawan is ten and she's very cool
she gets up at seven and she goes to school.

When she finishes school at half past two,
She does her homework and watches T.V.

On Friday morning at half past ten,
She plays in the garden with her brother Ma'en.

On Saturday afternoon at quarter to three,
She goes to the park with her family!

Would you like to try your own poem? Why?

Unit Six

Seasons



- What can you see in the picture?



- In which season you can see this?

Lesson 1

The four seasons



Seasons

Autumn

Winter

Spring

Summer

1 Listen, and read.

There are four seasons in a year; spring, summer, autumn and winter.

In autumn, the days get shorter, and it starts to get dark earlier. Leaves start to fall from many trees, and animals prepare for winter.

In winter, it's very cold, it rains and in some places it snows. The day is short, but night is long. Most plants stop growing.

In spring, the weather begins to get warmer after cold winter. The days get longer. Trees and other plants grow leaves and flowers.

In summer, the days are warm and sunny, and there are many hours of sunlight each day, trees and plants grow during this season.

2 Read again and answer.

- What are the four seasons?
- When do leaves fall from trees?
- Which season has short nights?
- lots of animals have babies in _____.
- We can play with snow in _____.

Aa Bb Cc Dd Ee Ff Gg Hh Ii Jj Kk Ll Mm
Nn Oo Pp Qq Rr Ss Tt Uu Vv Ww Xx Yy Zz

3 Find the letters of the four seasons.



a, u, t, m and n letters are for autumn.



w, _____ letters are for _____.



_____ letters are _____.



_____ letters are _____.

4 Play the season game. Think of a season, and then your partner asks questions to guess its name.

Is it a cold season?

Yes, it is.

Is it autumn?

No, it isn't. Try again

Is it winter?

Yes, it is.

5 With a partner ask and answer.

A: What is your favourite season?

B: My favorite season is _____.

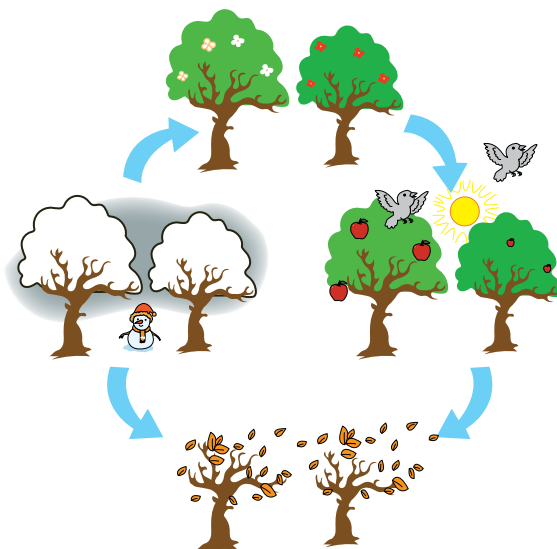
Lesson 2

The weather calendar

1 Read, and then answer the following questions.

March, April and May are spring months. In these months, people go for a picnic to enjoy colorful trees and flowers.

June, July, and August are summer months. It is very hot in this season. people like to stay at home. They have cold drinks and ice cream.



September, October, and November are autumn months. In many places, the leaves of the trees turn yellow and fall.

December, January and February are the winter months. It becomes very cold. It rains and snows in some places. People enjoy snow and like to play with it.

Ask and answer.

- What months are in spring?
- In which season is August?
- What can you do in winter months?
- What is the weather like in summer?
- In which months you can enjoy a picnic?
- What is your favourite month? Why?

2 Listen and say the months of the year.

January, February, March,

April, May, June, July

August, September, October,

November, December

Remember:

Months and days of the week have to be spelled with a capital first letter.

The words for seasons (winter, spring, summer and autumn) do not.

3 Talk about activities in different seasons and months.

It is spring.

Spring is warm.

Let's go for a picnic.

1. hot
2. warm
3. cool
4. cold

- a. go for a picnic
- b. go to swim
- c. go for a walk
- d. stay at home with family
- e. drink juice

Lesson 3

What do you wear in summer?

1 Read and answer.

Hashem lives in Karak. In winter it's cold and snow. He never takes the bus to school. He walks to school.

He wears a hat, gloves, scarf and boots to protect him from cold. In spring, he wears a shirt, jeans and trainers. In summer, it's hot and sunny. He always wears T-shirt and shorts. They keep him cool. He doesn't go to school in summer, It's a holiday.



2 Answer the following questions.

- a. Where does Hashem live?
- b. How does he go to school?
- c. What does he wear in winter?
- d. What is the weather like in Hashem's city in winter?
- e. Hashem wears different clothes each season, why?

3 Listen, and say.



4 Ask and answer about the clothes.

It's green, you wear it in summer.

A T-shirt.

Yes, that's right.
Now, it's your turn.

We wear it when we go to bed.

Lesson 4

It is hotter in summer

1 Read the following dialogue.

What month is it?

It is September.

What season is it?

It is autumn

How is the weather?


It is cool and windy.

What do you wear?

I wear trousers and boots.



What can you do?

I can go for a walk.



2 Choose a seasons with a partner, ask and answer about you.

3 Look and say.

- a. 
- b. 

Pencil b is longer than pencil a.

4 Read.

- a. Malek works harder than Raed. (hard- harder)
- b. The winter is colder than the autumn. (cold - colder)
- c. The summer is hotter than the spring. (hot - hotter)
- d. The green hat is smaller than the yellow hat. (small - smaller)
- e. Basketball players are taller than me. (tall - taller)

Grammar Guide

Comparative

- are used to compare between people or things

adjective + **than**

- Add **-er** to the end of a word to form the comparative, e.g., fast-fast**er**, hard-hard**er**

long -long**er**, high- high**er**, warm -warm**er**

Project

" The colours you wear can affect your body temperture".

- 1- Go to the library or search the internet to find more information about what colours to wear each season.
- 2- Present your information to your classmates.

Read the postcard.

Hi Mum

I'm in Cairo, and the weather is great!

It's hot and the sun shines every day.

Egyptian food is really nice.

I go to the local supermarket and buy lots of fruit and vegetables.

At the weekend, I usually go to the "Souq" or go with my friends to different places.

I like Egypt!

Lots of love,

Majed



Decide if the statements are True (T) or False (F).

- | | | |
|-------------------------------------|----------|----------|
| a. Mum wrote the postcard to Majed. | T | F |
| b. Majed is from Cairo. | T | F |
| c. Mum and Majed are in Egypt. | T | F |
| d. Majed likes Egyptian food. | T | F |
| e. Majed likes the weather there. | T | F |

A. Complete the sentences with the following words.

at today time half open

- What's the _____, please?
- It's _____ past eleven.
- When does the shop _____?
- It opens _____ nine.
- What's _____? It's Tuesday.

B. Rewrite the sentences with the correct punctuation marks and capital letters.

1. how many days are there in a week

2. there are seven days in a week

3. saleem writes emails about places to visit in Jordan

C. Read then answer the following questions.

Laila is 12 years old. She wakes up every day at half past six.

She has breakfast with her family. She gets ready to school, and then leaves home at 7:45 a.m. Her school starts at 8:00 a.m and finishes at 1:15 p.m. She gets home at 1:30 p.m. She and her brother Ibrahim help their mum to set the table for lunch at 2:15 p.m. After lunch she plays with her brother. Then she does her homework from 4:00 p.m to 6:00 p.m o'clock. At 6:45, she watches her favourite programme. Finally, she goes to bed at 8:45 p.m.

1. How old is Laila?

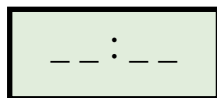

2. When does Laila have the first class ?

3. What does she do at half past one ?

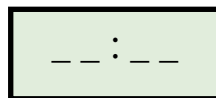
4. Is she a good girl? Why ?

5. What things she does after lunch ?


D. Write the numbers that show the time.



1




2



E. Write a postcard, in about 50 words, to a person in your family.

1. Describe the activities you do in your free time.
2. Tell them about shopping time at the market.



A large yellow rectangular box with a purple border, intended for writing a postcard. It contains seven horizontal lines for text.



Activity Book

Warm-Up

Alphabet

Say and trace the alphabet.

Aa Bb Cc Dd

Ee Ff Gg Hh

Ii Jj Kk Ll Mm

Nn Oo Pp Qq

Rr Ss Tt Uu Vv









Ww Xx Yy Zz

Numbers

Match each number with the suitable word.

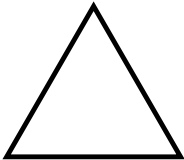





2	four	12	thirteen
8	ten	17	twelve
4	one	13	eleven
7	eight	11	twenty
1	two	19	seventeen
10	seven	20	sixteen
3	nine	14	fifteen
9	three	16	eighteen
5	six	18	nineteen
6	five	15	fourteen

Colour the faces.



Shapes

Match each shape with the suitable word.

a.		1. Rectangle
b.		2. Circle
c.		3. Star
d.		4. Oval
c.		5. Square
d.		6. Triangle

Class room instructions

Read and match.

1. Stand up!

2. Sit down!

3. Open the window.

4. Open the door.


5. Turn right.

6. Turn left.

7. Colour the picture.

8. Close the window.

9. Close the door.



Unit 1

Introducing Yourself

Lesson 1

1 Find the three words and a question mark.

a	r	e
y	w	i
?	o	a
e	H	u

Write the question.

.....

2 Complete the dialogue:

name fine are your

- a. Hi! What's _____ name?
- b. My _____ is Salma. And you?
- c. I'm Faisal. How _____ you?
- d. I'm _____ thanks.
- e. Nice to meet you, Salma. Bye!

Lesson 2

1 Use words from the "th" family list to fill in the blanks.

Thursday there thank this

- a. Don't forget to say _____ you to Grandma.
- b. We have a math test on _____.
- c. Hello! _____ is my sister.
- d. How do we get _____?

2 Choose the correct "Wh" question word to complete the sentences.

- a. _____ is your name?
 - 1. What 2. Where
 - 2. When 4. Who
- b. _____ old are you?
 - 1. Which 2. How
 - 2. Who 4. What
- c. _____ are you from?
 - 1. Where 2. What
 - 2. When 4. Who

3 Choose the best pronouns to complete the paragraph.

(I, Me, My) am Nasser and I'm from Ma'daba. This is **(my, me, I)** friend Mazen.
(Him, He, His) is from Ma'daba too. He's **(my, I, me)** best friend.

Lesson 3

1 Complete the dialogue.

A: hello

B: _____

A: What's your name?

B: My name's _____ And you?

What's your name?

A: My name's _____ How are you? B: I'm fine, and you?

A: I'm fine, thanks. How old are you? B: I'm _____, and you?


A: I'm _____. Where are you from? B: I'm _____ and you?


A: I'm from _____. Goodbye. B: Bye!

2 Look at the picture. Draw a circle around the matching / th / sound word.

a.  thin there three

b.  mouth mother thick

c.  that brother this

d.  breath these their

Lesson 4

1 Read the message and answer the questions below.

Hello.

My name is Rana. I am 23 years old. I am from Irbid. I am a writer. I write stories about children. I like sports. I run with my friend Yasmin, she's from Cairo.

Bye.

a. Decide if the statements are True(T) or False (F):

- | | | |
|--------------------------------------|----------|----------|
| 1. Her name is Yasmeen. | T | F |
| 2. The name of her friends is Razan. | T | F |
| 3. She's from Irbid. | T | F |
| 2. She is from Jordan. | T | F |
| 2. She runs with her mother. | T | F |

b. Complete the sentences with the following words.

Cairo old from

1. Rana is 23 years _____.
2. She is _____ Irbid.
3. Her friend is from _____.

2 Match the questions in column A with the answers in Column B.

a. How are you?

1. I am from Aqaba.

b. What's your name?

2. I'm 16 years old.

c. How old are you?

3. I'm fine thanks.

d. Where are you from?

4. My name is Wesam.

3 Fill in the blanks with the right word.

- 1) Maha and Tahani _____ good friends.
a. am b. are c. is
- 2) Suha _____ an English teacher.
a. am b. is c. are
- 3) Malek _____ a student at Al -Hussien College High School.
It _____ an old school.
a. am/is b. are/is c. is/is
- 4) Murad is from Syria. I _____ from Tafeela.
a. is b. are c. am

How am I doing?				
No.	Read and tick (✓)	always	often	sometimes
1	I can talk about how to introduce myself.			
2	I can use verbs like "am,is and are".			
3	I can make sentences using (fine, goodbye, see you soon.. etc.)			
4	I enjoy hearing and repeating the words of the songs.			
5	I can write a card to introduce myself.			

Unit 2

Families

Lesson 1

1 Read the message and answer the questions below.

Hi! I'm Sarah. I'm 16 years old. There are five people in my family. My father and mother. And my sister, she's six, also my brother. He's eight. I love my family, and my friend Maya.

a. Decide if the statements are True (T) or False (F).

- | | | |
|---|---|---|
| 1. There are 5 people in Sara's family. | T | F |
| 2. Sarah is 17 years old. | T | F |
| 3. Her friend's name is Muna. | T | F |
| 2. Sarah's sister is 10 years old. | T | F |
| 2. Sarah's brother is eight years old. | T | F |

b. Answer the following questions:

- How old is Sarah?
_____.
- Who is in Sarah's family?
_____.
- What is her friend's name?
_____.

2 Family Label.

A



B



C



D



_____ This is my brother.

_____ This is my sister.

_____ This is my mother.

_____ This is my father.

3 Re-write the sentences with the correct punctuation marks.

a. are you doing well

_____.

b. that is my fathers car


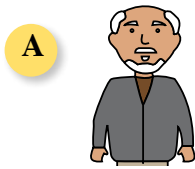
_____.

c. i have a big family

_____.

Lesson 2

1 Put Pictures in order from young to old.



1. _____ 2. _____ 3. _____ 4. _____

2 Write what they "have got" and what they "haven't got".

	Tomatos	Potatoes	Meat	Bread
Sana	★		★	★
Ameen and Hamza	★	★	★	
Malek		★	★	★
Suad	★		★	★

a. Sana has got some tomatoes, some meat and some bread but she hasn't got any potatoes.

b. Ameen and Hamza _____

c. Malek _____

d. Suad _____

Lesson 3

- 1 Find the members of the Family in the Wordsearch and write them under the pictures:

R	E	T	H	G	U	A	D	R	I	R
R	C	F	R	A	S	S	D	S	H	U
D	D	N	A	R	T	S	E	E	A	E
I	N	R	L	S	E	D	U	T	T	H
R	E	H	T	A	F	D	N	A	R	G
R	E	H	T	O	M	D	N	A	R	G
E	L	C	N	U	O	T	I	H	E	U
T	T	U	U	O	N	O	S	D	H	M
S	D	H	A	H	H	A	U	N	T	O
I	A	R	R	E	H	T	O	M	A	H
S	G	E	E	R	T	E	C	T	F	A



m _ _ _ _



s _ _ _ _



g _ _ _ _ _



f _ _ _ _



b _ _ _ _



g _ _ _ _ _



s _ _



a _ _ _



u _ _ _ _



d _ _ _ _



c _ _ _ _

2 Find the mistake, underline it and write it correctly.

a. She have got a rabbit.

b. My fish is got a blue tail.

c. I got two sisters.

d. You has got a lot of books.

3 Complete the pairs with these words.

grandmother

uncle

daughter

a.



Son and _____

b.



Aunt and _____

c.



Grandfather and _____

Lesson 4

1 Write the missing letters that have the same /k/ sound to complete each word.

a. ba _ _ pa _ _



b. _ ar



d. traffi _



e. ro _ _



2 Interview five people in your classroom. Ask them for their names, and ask them the two questions you have practiced. (Don't be shy.)

Q. What's your name?

Q. Have you got a big / small family?

A. My name's _____

A. I've got a _____.

Q. How many brothers / sisters have you got?

A. I've got _____.

Name	Family size (big / small)	brother / brothers	sister / sisters
Suha / Ali			

3 Write the numbers under the pictures.

ten	twenty	thirty	forty	fifty
sixty	seventy	eighty	ninety	a hundred

10	40	30	90	60
ten				
20	50	80	70	100

How am I doing?

No.	Read and tick (✓)	always	often	sometimes
1	I can talk about how many family members.			
2	I can use verbs like "have or has got".			
3	I can make sentences using (the capital letters, full stop, question mark, apostrophe.. etc.)			
4	I enjoy listening to songs and singing them.			
5	I can write a simple paragraph about my lovely family.			


Unit 3

School is cool!


Lesson 1

1 Match the word with the picture.

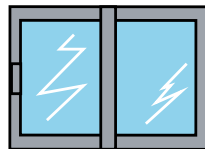
Board



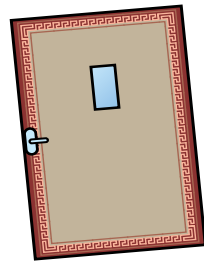
cupboard




window




book



door



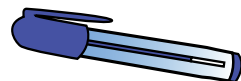
pencil



computer



pen



chair



crayon

homework



2 Listen and circle the right sound.



th
sh



th
sh



th
sh




th
sh



th
sh



th
sh



th
sh



th
sh



th
sh



th
sh

3 Fill in the blanks with “can” or “can’t”.


a. Jump

b. Swim

c. Write

d. Walk









Lesson 2

- 1 Put the following adverbs of frequency in the correct order from the most often to the least often:

(always, sometimes, never)

a. _____ b. _____ c. _____

- 2 Choose the correct verb.

- a. Sometimes, Grandma (**go, goes**) to the park.
- b. He never (**play, plays**) football.
- c. I always (**come, comes**) to school on foot.
- d. Layan sometimes (**clean, cleans**) the school grounds.
- e. We (**love, loves**) reading in the library.

- 3 Fill in the blanks with the suitable preposition.



- a. The books are _____ the table.
- b. The ball is _____ the table
- c. The dog is _____ the box.
- d. The cat is _____ the chair.
- e. The clock is _____ the table.


Lesson 3

1 Tick (✓) or cross(X),

a.



b.



c.



d.



2 Make negative sentences. (doesn't – don't).

a. Eat lots of ice cream.

_____.

b. They play when the teacher is speaking.

_____.

c. Run in the classroom.

_____.

d. Ruba follows the instructions of her mother.

_____.

3 Make sentences about you using these words.

(safe, responsible, respectful)

a. _____

b. _____

c. _____

Lesson 4

1 Write the following numbers:


- Twenty- two: _____
- Twenty-seven: _____
- Thirty: _____

2 Match the word with the suitable picture.


big



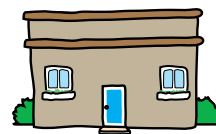
small



happy



sad



3 Complete the paragraph to write about your school.

My school is _____. I go to school by bus. I love to go to school. I learn so many new things at school every day. My school is very _____. There are nice _____ with beautiful plants and trees. My school has a _____ library, and I enjoy reading books. There are also computers in the _____. I love my school and my _____. My teachers are _____. They want us to become good and _____ students. I want to make my school and my teachers proud of me.

How am I doing?				
No.	Read and tick (√)	always	often	sometimes
1	I can listen and understand a conversations.			
2	I enjoy listening and reciting a poem about school.			
3	I can say vocabulary related to classroom and school.			
4	I can read about different schools and answer questions.			
5	I can write about my school.			
6	I can make a project and present it to the class.			
7	I can be a responsible student by following the classroom rules.			

Review A

1 Find and correct the mistakes in the sentences.

a. He always go to bed early.

He always goes to bed early.

b. I usually cooks dinner for my grandpa.

c. Salma don't like apples.

d. Do Mohannad know the meaning of "respectful"?

e. My father want to paint the car.

2 Fill in the blanks with the right word

(Library - science room - computer room - play ground - classroom)

a. We learn about the computer and play games some times. ()


b. We study and use the board to do some exercises. ()

c. We play and run. ()

d. We read books. There are lots of shelves and books! ()

e. We try things inside the science book in this room. ()

3 Colour the pictures that begin with "sh"



4 Choose the best word to fill in the blanks.

- a. Do _____ like chips? I don't like _____.
We / it you / it You / her
- b. These are my mother's friends. _____ usually goes out with _____.
She / they Her / them She / them
- c. My father doesn't like hamburger. _____ never eats _____.
Him / it He / it His / its

5 Correct the sentences. Use the words in brackets.

e.g. My mother has got a red car. (blue)

No, she hasn't got a red car. She's got a blue car.

- a. I have got a sister? (brother).

_____.

- b. My aunt has got one daughter and one son? (two and three).

_____.

- c. My grandparents have got two cats? (one).

_____.

- d. My uncle has got two children? (three).

_____.

6 Make words. Match the words to the pictures.

tea

ai

ck

ch

ou

th

m

o

er

c

ch

r

cl

a

t



Unit 4

Excuse me, What is the time?

Lesson 1

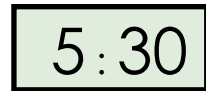
1 Complete the sentences using the words in the box. There is one extra word.

It's a lot At half time Excuse past

1. A: _____ me. What _____ is it?


B: It's _____ five.

A: Thanks _____.



2. A: What time is the party?

B: _____ nine o'clock.

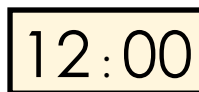


2 What time is it?

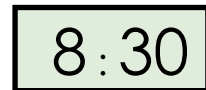
a.




b.



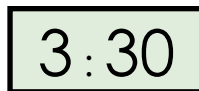
c.




d.



e.



f.



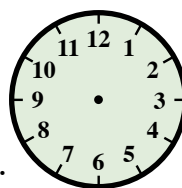
Lesson 2

1 Write the missing numbers.


- a) 4, 5, 6, 7, __, 9, 10, __, 12, 13, 14, __
- b) 19, __, __, 22, 23, 24, 25, 26, __, 28, __
- c) 39, __, 41, 42, 43, __, __, 46, 47, 48, 49
- d) 20, 30, __, 50, __, __, __, 90

2 Read and draw the correct time.


- a. What's the time, please? It's half past four.



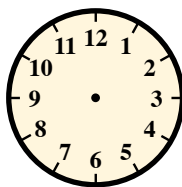
- b. What's the time, please? It's twelve o'clock.



- c. Is it five o'clock now? No, it isn't. It's quarter to five.






- d. Is it quarter past eleven? Yes, it is.






3 Which analogue clock shows the same time.

- a. 10:30



- b. 2:45



Lesson 3

1 Put the days of the week in order, and then say them to your partner.

Wednesday Sunday Thursday Friday Monday Saturday Tuesday

2 Write the missing letters.

- a. Today is T—esda—
- b. On Fri—ay I help my family.
- c. I have English class on —on—ay
- d. T—u—s— — —
- e. Su—day
- f. W—d—esda—, Sat—rda—

3 Complete .

A: What's to — — —?

B: It's _____.

4 Circle the silent letters of the given words.

Wednesday know hour listen
answer write wrong

Lesson 4

1 Read the school scedual and answer the questions below.

Start - end	
8:45 - 9:15	Math
9:15 - 10:00	History
10:00 - 11:00	Arabic
11:00 - 11:30	Religion
11:30 -12:30	Science
12:30 - 1:15	English
1:15 - 1:45	Geography
1:45 -2:15	Music

- What time does the school day start? _____
- What time does the school day end? _____
- What is the first class in the schedule? _____
- What time is the geography class? _____
- When does the scince class end? _____
- Which class srarts at quarter to nine? _____
- Which class ends at eleven thirty? _____

2 Word search.

Circle the days of the week.

S	u	n	d	a	y	d	a	y	F	S	W
y	T	W	M	S	t	h	r	W	s	U	e
a	n	u	F	r	i	d	a	y	U	n	d
d	a	s	e	a	t	e	r	d	S	d	n
s	W	e	a	s	M	o	n	d	a	y	e
r	e	d	n	T	d	S	a	T	a	y	s
u	t	h	F	t	h	a	W	e	d	e	d
h	M	e	t	h	r	S	y	d	a	y	a
T	y	o	d	S	a	t	u	r	d	a	y

3 Write a paragraph about activities you do in a day. Use the following phrases.

get up

have breakfast/ lunch

leave for school/work

get to school/work

go to bed

I get up at _____ on _____

I have breakfast at _____

I _____

On _____ I get up at _____

I _____

I _____

Check your sentence.

- Did you begin your sentence with a capital letter?
- Did you end your sentence with a (.) (,) (?) or (!)? Is your writing neat? Did you allow a little space between each word?

4 Present your writing to the class.

How am I doing?

No.	Read and tick (✓)	always	often	sometimes
1	I can listen to and understand a conversations about time.			
2	I can say vocabulary related to time.			
3	I can use analogue and digital clocks.			
4	I can read different timetables and answer questions.			
5	I can write about activities I do in different times.			
6	I can do presentation about time in front of the class.			
7	I can use my time in useful things and appropriately			
8	I can recognize silent letters in a word.			
9	I enjoy listening to a poem about clock.			

Unit 5

My daily routine

Lesson 1

1 Match the words .

- | | |
|-------------------|----------------|
| a. get _____ | 1. the trash |
| b. take _____ | 2. TV |
| c. have _____ | 3. the table |
| d. set _____ | 4. up |
| e. wash _____ | 5. work |
| f. go to _____ | 6. water |
| g. take out _____ | 7. a shower |
| h. wake _____ | 8. teeth |
| j. watch _____ | 9. bed |
| k. brush _____ | 10. dressed |
| l. go to _____ | 11. the dishes |
| | 12. breakfast |

2 Complete the sentences. Use the phrases from exercise 1.

- I usually _____ up at 6:00 o'clock.
- In my family, we usually _____ dinner at about 6 o'clock.
- On the weekends, I don't _____ up until 8:30.
- I always _____ my teeth before I go to bed.
- I _____ school with my friends at 7:30.

3 Ask two classmates about their daily routines. Write their answers in the spaces below.

What time do you?. get up got to school/work have lunch

	get up	go to school	have lunch
1			
2			

Lesson 2

1 Write the letters in the correct order, and then answer.

- a. What time do you usually (*tge pu*) in the morning? _____
- b. What do you like to eat for (*streakbfa*)? _____
- c. What do you like to have for (*chunl*) ? _____
- d. What kinds of books do you like to (*adre*)? _____
- e. How many hours of TV do you (*thwac*)? _____
- f. What time do you (*og ot ebd*) in the evining? _____

2 Read and fill the blank.

Lubna's Daily Routine

Lubna usually _____ at 6:00 o'clock every morning. She _____ and _____ her bed. Then she _____ her teeth. At 6:45, She _____ breakfast. She _____ the morning news on TV. After breakfast, she _____ for work. She _____ her house at 8:00.

3 Make sentences. Use the following:

- a. She / get up/ 8:00 _____ She gets up at 8:00 _____
- b. I / make/bed/ 8:30 _____
- c. He/ start/ school/ 9:00 _____
- d. He/ finish/ school/ 3:30 _____
- e. They/ do/ homework/ 4:15 _____
- f. She/ wash/ dishes/ 7:45 _____
- g. He/ go/ home/ 8:30 _____

4 Write complete answers to the following questions about your daily routine.

a. What time do you usually get up?

b. What do you usually have for breakfast?

c. What time do you usually arrive at school / work?

d. What do you like to do when you get back home ?

e. What do you do on weekends ?

f. Do you have too much free time, or not enough free time? Why?

Lesson 3

1 Fill in the blank with the correct verb form.

write go visit play read get brush

- a. Batool often _____ up at six o'clock.
- b. Samar is _____ a story.
- c. Ahmed always _____ his grandparents on Friday.
- d. I am _____ an email to my friend now.
- e. She never _____ to bed at midnight.
- f. Mahmoud and Hala are _____ chess.
- g. Raed is _____ his teeth at the moment.

2 Correct the mistakes in the following sentences.

- a. I am write an email to my cousin.
- b. Dina always having lunch at home.
- c. Ali is sleep.
- d. My parents are watch TV now.

3 Write two sentences about:

- Activities you usually do on Thursday and Friday.
- Something you are doing now.

I usually _____

Lesson 4

1 Put the sentences in the correct order.

- a. Hi! My name is Rana. I am from Jordan. This is what I do most days. ☐
- b. After dinner, I watch TV or go online. ☐
- c. at 10:00 pm, I am tired. ☐
- d. At 5:00 pm, I return home, I do my homework and talk to my parents. ☐
- e. I get up everyday early. I go to school by bus. ☐
- f. After lessons, I have lunch at school. ☐
- g. I have French class in the morning. ☐
- h. Finally, I brush my teeth and I go to bed. ☐
- i. We have dinner at 7:00 pm. ☐
- j. At school, we have lessons from 7:00 am to 1:30 pm. ☐

2 Write about you.

"My Daily Routine"

I usually _____ at 6:00 o'clock every morning. I _____ and _____ my bed. Then, I _____ to the bathroom. I _____ my teeth and _____ a shower. At 6:30, I _____ breakfast. I _____ the morning news on TV. After breakfast, I _____ for work. I _____ my house at 8:00.

3 Tell your classmate about your daily routine.

Remember!

- A sentence begins with a capital letter; A,B...Z
- A sentence ends with a(.),(,) or(!)
- A sentence has spaces between each word.

How am I doing?				
No.	Read and tick (√)	always	often	sometimes
1	I can listen to someone talking about his daily routine.			
2	I can read vocabulary related to routine.			
3	I can talk about daily routine.			
4	I can write about my daily routine.			
5	I can recognize silent "e" in words.			
6	I reorder routine of someone.			
7	I can use conjunction (first, second, finally, then, next, after that).			

Unit 6

Seasons

Lesson 1

1 Unscramble the names of the seasons.

- a. m r u s m e. _____
- b. g i s p r n. _____
- c. n t w r i e. _____
- d. u u t n m a. _____



2 Write the seasons. Using words from exercise 1

a.



b.



c.



d.



a.



hot

Summer is _____ is _____

b.



warm

..... is _____

c.



cool

..... is _____

d.



cold

..... is _____

Lesson 2

1 Write the months in the correct season box

1. January
2. February
3. March
4. April
5. May
6. June
7. July
8. August
9. September
10. October
11. November
12. December

Spring

Summer

Autmn

Winter

2 Rewrite the sentences with correct capital letters.

- a. my favourite day in the week is friday. _____
- b. june, july, august are summer months. _____
- c. i get up early every morning. _____
- d. my family enjoy winter times. _____
- e. leen's birthday is in october. _____

3 Write About you.

Which season is your favourite? Why?

My favourite season is _____ because
it's _____ and _____.

Lesson 3

1 Match the words with the pictures.

socks skirt sweater shirt jacket trainers t-shirt trousers



2 "Clothes Word Search". Find:

shoes trousers t-shirt skirt sweater socks jacket hat

u	m	c	a	i	k	f	t	o	n	n	t	w
v	b	x	c	s	w	e	a	t	e	r	s	e
q	x	v	i	t	d	o	t	r	y	n	h	s
n	m	k	t	g	z	g	u	w	s	g	i	k
d	t	y	t	u	m	p	r	i	y	k	r	i
d	e	j	a	c	k	e	t	l	h	a	t	r
u	v	y	h	a	v	e	u	r	x	b	j	t
c	p	z	s	r	e	s	u	o	r	t	p	f
s	e	o	h	s	d	b	k	q	f	o	b	x
c	q	j	b	r	e	s	o	c	k	s	e	u

Lesson 4

1 Complete the sentences. Use the correct word form.

Example: My grandmother is _____, but my grandfather is _____. (old)

My grandmother is **old**, but my grandfather is **older**.

a. The weather isn't very _____ today.

Yesterday it was _____. (warm)

b. This coat is _____, but I think the other one is _____. (nice)

c. Rana's hair is _____, but Lana's hair is _____ (long).

2 Complete the sentences. Use the correct word form.

a. My sister is two years _____ than me. (young)

b. The weather this winter is _____ than last winter. (cold)

c. Today is _____ than yesterday. (warm)

d. Winter days are _____ than summer days. (short)

e. Aqaba is _____ (hot) than Amman in summer.

3 Complete about you.

In _____, the weather is _____ and _____.

So I wear _____ and _____.

How am I doing?				
No.	Read and tick (√)	always	often	sometimes
1	I can listen to information about the four seasons.			
2	I can read a text about seasons.			
3	I can ask and answer about seasons and weather.			
4	I can use vocabulary related to seasons, weather and clothes.			
5	I can talk about the seasons calendar.			
6	I can compare between things, places and people.			

Review B

1 Match.

- | | |
|----------------|------------------|
| a. Have _____ | 1. a shower. |
| b. brush _____ | 2. dressed. |
| c. wash _____ | 3. with friends. |
| d. get _____ | 4. to bed. |
| e. play _____ | 5. my teeth. |
| f. do _____ | 6. breakfast. |
| g. take _____ | 7. my face. |
| h. go _____ | 8. my homework. |





2 Draw the correct time on the face of clocks.

9:45

5:15

10:30

1:00



3 Complete the following sentences with the appropriate verb form.

- Faisal usually _____ his homework at six o'clock. (do)
- We are _____ a letter to grandparent to thank them. (write)
- They are _____ lunch with their friends now. (have)
- Haroun often _____ balck jacket. (wear)
- It is _____ now in Amman. (rain)

4 Rewrite the following sentences in the correct order.

- a. Next she puts her clothes on and walks to work. _____
- b. Finally, she gets home at 5 in the evening and has dinner with her family then goes to bed. _____
- c. Lama gets up early in the morning around 6:30. _____
- d. First, she takes a shower then she brushes her teeth. _____
- e. She always takes her tea break at 10 a.m, then she finishes work at 4p.m . _____
- f. After that, she eats her breakfast. _____

5 Rewrite the sentences in exercise 4 to form short paragraph.

Lama gets up early in the morning around 6:30

6 Answer the following questions about you.

- a. When do you usually visit your grandparents?

- b. What's your favourite month?

- c. What's you favourite season? Why?

Word list

Unit 0

black
blue
circle
close
colour(s)
gray
green
turn left
listen
number(s) 120-
open
orange
oval
pink
purple
read
rectangle
red
turn right
shapes
speak
square
stand up
star
triangle
white
yellow

Unit 1

bad
have

later
do
fine
friend
from
good
Goodbye!
Hello!
Hi!
How
later
meet
name
nice
old
see
thank you/ thanks
well
where
yourself

Unit 2

amazing
aunt
baby
bird
brother
children
cousin
daughter
egg
family

father/ dad
feet
fly
give
got/get
grandfather/
grandpa
grandmother/
grandma
grandparents
great
keep
members
month
mother/ mum
numbers 20- 100
parents
people
sea
sister
son
swim

there
this
uncle
warm
who
winter
young

Unit 3
art room

board
chair
classmate
classroom
coloring
computer room
cray on
cupboard
desk
homework
library
pen
pencil
pencil case
play ground
respectful
responsible
safe
school grounds
school stationary
science room
textbook

Unit 4

bed
breakfast
clock
day(s)
eat
Excuse me!
finish
Friday

get up	watch(v)	play	fall
go	Wednesday	put on	gloves
half	week	read	grow
half past	work	Sleep	hard
finish		shower	holiday
leave for	Unit 5	take off	hot
lunch	after	teeth	Leaves
Monday	afternoon	thyme	long
now	arrive	tidy	picnic
o'clock	bathroom	uniform	scarf
program	before	visit	seasons
quarter past	brush	wash	snows
quarter to	clothes	write	spring
Saturday	comb		summer
show	drink	Unit 6	sunny
start	evening	autumn	sweater
stay	face	boots	to protect
Sunday	hair	cold	trainers
talk	homework	colorful	T-shirt,.
Thursday	jams	cool	weather
time	make my bed	dark	winter
Timetable	morning	dress	year
today	night	early	
Tuesday	oil olive	enjoy	

بِسْمِ اللَّهِ الرَّحْمَنِ الرَّحِيمِ