

# Family and Friends 1

## Testing and Evaluation Book

Introduction	2	Unit 9 test	23
Evaluation sheet	3	Summative test 3	24
Starter test	6	Skills test 3	26
Unit 1 test	7	Unit 10 test	28
Unit 2 test	8	Unit 11 test	29
Unit 3 test	9	Unit 12 test	30
Summative test 1	10	Summative test 4	31
Skills test 1	12	Skills test 4	33
Unit 4 test	14	Unit 13 test	35
Unit 5 test	15	Unit 14 test	36
Unit 6 test	16	Unit 15 test	37
Summative test 2	17	Summative test 5	38
Skills test 2	19	Skills test 5	40
Unit 7 test	21	Answer key and audio scripts	42
Unit 8 test	22		



## Testing and evaluation

The *Family and Friends* Testing and Evaluation Book provides different ways of evaluating children's progress, through ongoing assessment, children's self-assessment and formal testing.

### 1 Classroom evaluation

Ongoing classroom evaluation is key to assessing children's progress. This can be achieved in a number of ways.

#### Monitoring

When children are engaged in productive activities such as speaking or writing, walk around the classroom and check their progress, and offer help where appropriate.

#### Regular reviews in the Class Book and Workbook

The purpose of the double-page Review section in the Class Book and Workbook is to revise the main learning points of the units, giving you an opportunity to evaluate how much children have understood.

- Always start the lesson by revising the language of the units, using flashcards to focus on vocabulary. It's also useful to sing the songs again to help children memorise the key words. You may wish to make notes on which children are still having difficulty in recognizing or producing words. These notes can be recorded later on the teacher's evaluation sheet (see below).
- Go through the Class Book review activities. Explain first what children have to do to complete each exercise. Give children time to check their answers. Observe how individual children respond to the exercise.
- Go through the answers to each activity with the whole class as a group.

## The evaluation sheet

A teacher's evaluation sheet is provided on page 3. This is to help you keep ongoing records of children's progress in skills and attitudes towards learning. This evaluation sheet can be completed every semester. From this information you can plan further activities to develop the language of those children who have mastered the skills work easily and to reinforce the language of those children who are having difficulties.



## 2 Self-evaluation

Self-evaluation is a key part of children's development as language learners. It encourages important learning skills such as monitoring progress, setting goals and assessing their own learning styles.

Talk to children about how they feel about their work. Use the self-evaluation activity page at the end of the Class Book Review page which shows smiley faces. Ask individual children to express whether they feel happy or worried about their progress in English. Encourage all children to choose and colour the appropriate smiley face. It is highly motivational for children to feel that their teacher is taking an interest in their self-assessment, so make time to comment on children's assessments. If a child expresses particular difficulties in the self-assessment, arrange to talk to him/her after the class.

## 3 Testing

Tests are a more objective check on what exactly children have learnt and what needs more consolidation. From this diagnostic information you can decide on remedial activities.

Pupils can be encouraged to realize that testing is not only a way of assessing their progress, but also a way of helping them. It helps you to see what errors the pupils are making, and will help them correct their errors. Mistakes need not be presented in a negative light; rather as a positive stage in learning to guide pupils towards future progress.

### Types of tests in *Family and Friends*

The *Family and Friends* Test Booklet contains the following tests:

- **Unit tests 0–15:** There are sixteen one-page Unit tests which cover the vocabulary and grammar content presented in each core unit, including the introductory Hello unit. Each test contains two vocabulary activities and two grammar activities. The Unit tests can be administered at the end of each unit.
- **Summative tests 1–5:** These are two-page tests which cover the vocabulary, grammar and phonics of the previous three units. The phonics activities include one listening activity, supplied

on the course audio material. The Summative tests can be administered at the end of Units 3, 6, 9, 12 and 15 respectively.

- **Skills tests 1–5:** These are two-page tests which cover the content of the previous three units and evaluate the four key skills of Listening, Reading, Writing and Speaking. The Listening section of each Skills test includes two listening activities, supplied on the course audio material. The Skills tests can be administered at the end of Units 3, 6, 9, 12 and 15 respectively.

### Administering a test

Testing is an important part of the teaching/learning process. Pupils can become anxious about tests, so it is important to create a calm and supportive environment. Before setting a test, have a quick warm-up session on the language to be covered in the test.

Explain the scoring system to the class so that they feel responsible for their own learning process. All the Unit tests in *Family and Friends* 1 have a total of 15 marks. The Summative tests' total is 25 marks and the Skills tests' total is 30 marks.

Grading for Unit tests is as follows:

14–15	Excellent
11–13	Very good
7–10	Good
4–6	Satisfactory
0–3	Needs further work

Grading for Summative tests is as follows:

21–25	Excellent
16–20	Very good
11–15	Good
6–10	Satisfactory
0–5	Needs further work

Grading for Skills tests is as follows:

24–30	Excellent
18–23	Very good
12–17	Good
6–11	Satisfactory
0–5	Needs further work



## **Administering the Speaking section of the Skills test**

Each of the five Skills tests offers an opportunity to evaluate speaking skills through a short individual speaking activity. You may wish to carry this out while the rest of the pupils are completing the written parts of the Skills tests. Ask each individual pupil to come to the front of the class or to a quiet corner one by one with their copy of the test. Some pupils may feel anxious so encourage them to relax and feel at ease. The speaking activities involve recognizing pictures and saying the corresponding words or answering simple questions. You can give each pupil a couple of simple questions that they already know to get them started, such as *What's your name? How are you?* before focusing on the test activity.

## **Speaking attainment targets**

For each item in the Speaking test, children can receive half a point for communicating their meaning – this is an opportunity to reward communication skills. They can receive another half point if the sentence is accurate and contains no errors.



# Starter Test

1 How many? Count and circle.

/ 4







1 eight / nine
2 five / four
3 seven / six
4 two / three
5 nine / ten

2 Complete.

/ 4

1 S _ u _ n _ d a y	
2 M _ _ _ d a y	
3 T _ e _ d _ y	
4 Wednesday	
5 T _ u _ s d a y	
6 F _ _ _ d a y	
7 Saturday	

3 Order the words. Then write the answers.

/ 7

1
your
What's
name?
What's your name?
My

2
are
How
old
you?

3
are
How
you?

4
seven?
you
Are

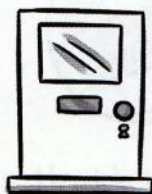
/ 15



## 1 Choose and write.

pen ~~bird~~ door apple bag

/4

1 bird

2 \_\_\_\_\_



3 \_\_\_\_\_



4 \_\_\_\_\_




5 \_\_\_\_\_

## 2 Complete the words.

/4




1 b \_ o \_ o k




2 p \_ \_ \_ \_ l



3 r \_ \_ \_ \_ r




4 r \_ \_ \_ \_ r



5 w \_ \_ \_ \_ w

## 3 Write.

/3

1 What's this?  
It's a ruler.2 What's this?  
\_\_\_\_\_.3 What's this?  
\_\_\_\_\_.4 What's this?  
\_\_\_\_\_.

## 4 Match.

/4

1 What is this?

b

2 It is my bag.

a

3 It is my pencil.

c

4 It is red.

d

5 It is a ruler.

e

a It's red.

b What's this?

c It's my pencil.

d It's my bag.



e It's a ruler.

/15



## 1 Circle the correct word.

/4

1 doll / teddy

2 bike / kite

3 car / hat

4 doll / ball

5 train / puzzle

## 2 Write and match.

/4


1 n tria train

2 old l \_\_\_\_\_

3 z z l u p e \_\_\_\_\_

4 d t e d y \_\_\_\_\_

5 i k e b \_\_\_\_\_



## 3 Order the words.

/4

1 This bike. is my

This is my bike.

2 it Yes, is.

3 my This kite. is

4 your Is this train?

5 isn't. it No,

## 4 Complete the answers.

/3

1 Is this your teddy? Yes, it is.

2 Is this your doll? No, it \_\_\_\_\_.

3 Is this your hat? No, \_\_\_\_\_.

4 Is this your train? Yes, \_\_\_\_\_.

/15



## 1 Match.

1 face

2 eyes

3 ears

4 nose



5 legs

6 arms

7 hands

8 fingers

/7

## 2 Circle the correct word.

1 one hands / hand

2 three lion / lions

3 two eye / eyes

4 four kite / kites

5 one faces / face

6 five leg / legs

/5

## 3 Tick (✓) the correct sentence.

/3



1 This is my nose.

☒

These are my noses.

☐

2 This is my eye.

☐

These are my eyes.

☐

3 This is my finger.

☐

These are my fingers.

☐

4 These are my faces.

☐

This is my face.

☐


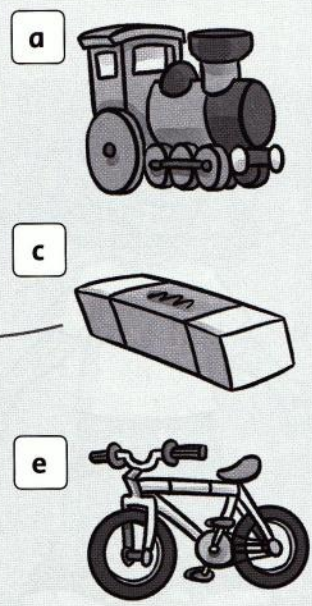
\_\_\_ /15



# Summative test 1

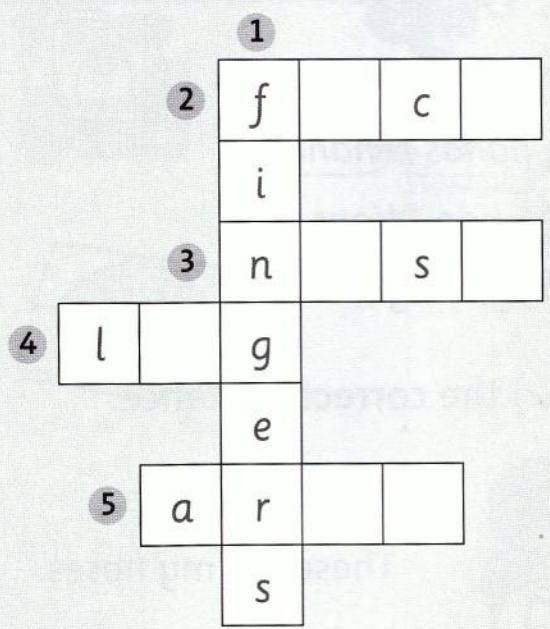
## 1 Match.

- 1 rubber ☒ c
- 2 train ☐
- 3 bike ☐
- 4 window ☐
- 5 doll ☐



/4

## 2 Look at the pictures. Complete.



/4

## 3 Choose the answer. Write.

- a It's red.    b No, I'm not.    c ~~I'm fine.~~    d It's a ruler.    e Yes, it is.

- 1 How are you? ☒ c
- 2 Is this your pen? ☐
- 3 What colour is the car? ☐
- 4 Are you five? ☐
- 5 What's this? ☐

/4



# Summative test 1

## 4 Write.

/3

is ~~These~~ This your

a



1 These are  
my eyes.

c



3 This is  
\_\_\_\_\_ bag.

b



2 This \_\_\_\_\_  
my teddy.

d



4 \_\_\_\_\_ is  
my bike.

## 5 Circle the correct first letter.

/5

1 f b h



2 a e i



3 b d f



4 c i k



5 i b j



6 g f j



## 6 Listen and tick (✓) the sound you hear. 152

/5

1 d ☒

b ☐

k ☐

2 a ☐

j ☐

f ☐

3 i ☐

e ☐

a ☐

4 l ☐

b ☐

g ☐

5 h ☐

j ☐

l ☐

6 g ☐

p ☐

r ☐

/25



Skills test 1

Listening

1 Listen and write the numbers. 153

1 2 2      3      4      5      6     

2 Listen and tick (✓). 154

1 a  ☐

b  ☒

c  ☐

2 a  ☐

b  ☐

c  ☐

3 a  ☐

b  ☐

c  ☐

4 a  ☐

b  ☐

c  ☐

5 a  ☐

b  ☐

c  ☐

Reading

3 Read and number.



- 1 My name's Leo. This is my ball. It's black and white.
- 2 This is my school bag. It's blue.
- 3 This is my bike. It's red.
- 4 This is my train. It's yellow. My favourite colour is yellow.

4 Read again and write T (true) or F (false).

- 1 My school bag is black. F
- 2 My bike is red.
- 3 My ball is green.
- 4 My train is blue.
- 5 My favourite colour is yellow.



Writing

5 Count the words in each sentence. Circle.

/4

- |                      |                |
|----------------------|----------------|
| 1 How are you?       | 1 2 <u>3</u> 4 |
| 2 Is this your doll? | 1 2 3 4        |
| 3 I'm fine.          | 1 2 3 4        |
| 4 These are my ears. | 1 2 3 4        |
| 5 No, it isn't.      | 1 2 3 4        |

6 Complete the sentences.

/4



These are my hands.

\_\_\_\_\_ my nose.



\_\_\_\_\_ my pencils.

\_\_\_\_\_ my kite.




\_\_\_\_\_ my bag.

Speaking

7 Ask and answer.

/6

- |                                   |   |
|-----------------------------------|---|
| 1 How are you?                    |  |
| 3 How old are you?                |   |
| 5 Are you 8?                      |   |
| 7 What colour is your school bag? |   |

- 2 What's your favourite colour?
- 4 What's your favourite toy?
- 6 What colour are your eyes?

\_\_\_\_\_/30



## 1 Find and write.

~~cher~~ mer man man wife pil

1 teacher

2 police

3 house

4 far

5 fire

6 pu

## 2 Look and write.



ehosuewif  
housewife

dcotor  
\_\_\_\_\_

plupi  
\_\_\_\_\_

nusre  
\_\_\_\_\_

lotpi  
\_\_\_\_\_

## 3 Order the words.

1 he Is pilot? a Is he a pilot?

2 a she nurse? Is

3 housewife? a Is she

4 a She's teacher.

## 4 Look and complete the sentences.



Is she a pilot?  
No, she isn't.



Is \_\_\_\_\_ a fireman?  
Yes, \_\_\_\_\_ is.



Is \_\_\_\_\_ a teacher?  
Yes, \_\_\_\_\_ is.





Is \_\_\_\_\_ a  
policeman?  
Yes, \_\_\_\_\_ is.



## 1 Mark the correct answer. Yes (✓) or No (x).

/4


1 swing ☒

2 tree ☐

3 frisbee ☐

4 sofa ☐


5 ice cream ☐

## 2 Complete.

/4



1 s \_ w \_ i \_ n \_ g




2 s \_ i \_ e



3 p \_ \_ l



4 n \_ \_



5 s \_ \_ s \_ \_

3 Complete the text with *in*, *on* or *under*.

/4



- 1 The ball is in the net.
- 2 The umbrella is \_\_\_\_\_  
the seesaw.
- 3 The teddy is \_\_\_\_\_  
the pool.
- 4 The girl is \_\_\_\_\_  
the slide.
- 5 The car is \_\_\_\_\_  
the seesaw.

## 4 Look at the picture again and complete the sentences.

/3

- 1 Where's the frisbee? It's in the net.
- 2 \_\_\_\_\_ the book? \_\_\_\_\_ in the bag.
- 3 \_\_\_\_\_ the doll? \_\_\_\_\_ in the pool.
- 4 \_\_\_\_\_ the apple? \_\_\_\_\_ in the bag.

\_\_\_\_ / 15



### 1 Circle the correct word.



1 mum / dad



2 aunt / uncle



3 mum / sister



4 grandma / grandpa

### 2 Write.

ther pa ~~te~~ ter sin nt

1 uncle

2 grand\_\_\_\_\_

3 cou\_\_\_\_\_

4 sis\_\_\_\_\_

5 bro\_\_\_\_\_


6 au\_\_\_\_\_

### 3 Tick (✓) the correct sentence.

1



2



3



4



1 It's Mum's book.

☐

2 This is my sister's bike.

☐

It's Dad's book.

☒

This is my brother's bike.

☐

3 It's Grandma's umbrella.

☐

4 This is my aunt's hat.

☐

It's Grandpa's umbrella.

☐

This is my uncle's hat.

☐

### 4 Match and write.

1 It's Sally's bag.

Jenny

2 It's \_\_\_\_\_ frisbee.

Tom

3 \_\_\_\_\_ ball.

Sally

4 \_\_\_\_\_ pen.

Frank

5 \_\_\_\_\_ kite.

Bob




## Summative test 2

### 1 Circle the correct word.

/3



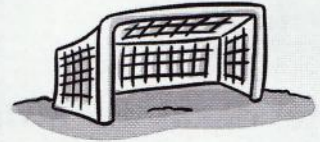
1 mum / dad



2 slide / swing



3 uncle / aunt



4 net / pool

### 2 Write and match.

/4

1 the bro brother

2 beefirs \_\_\_\_\_

3 eert \_\_\_\_\_


4 dngrama \_\_\_\_\_

5 merfar \_\_\_\_\_



### 3 Look and circle.

/5



1 Is she a pilot?

Yes, she is. / No, she isn't.

2 Is he a farmer?

Yes, he is. / No, he isn't.

3 Is he a policeman?

Yes, he is. / No, he isn't.

4 Is she a nurse?

Yes, she is. / No, she isn't.

5 Is she a pupil?

Yes, she is. / No, she isn't.

6 Is he a fireman?


Yes, he is. / No, he isn't.



4 Complete the sentences with *in*, *on* or *under*.



My sister is on the swing.




The ball is \_\_\_\_\_ the slide.



My brother is \_\_\_\_\_ the pool.



The apple is \_\_\_\_\_ the hat.



The ruler is \_\_\_\_\_ the book.

5 Match.

1 o




2 s

3 z

4 p

5 u

6 y



6 Listen and circle the sound you hear. 155

1 r z p t

2 z s t p

3 e o u v


4 m r t n

5 w u v r




## Skills test 2






### Listening

1 Listen and circle the sound you hear.  156

/5

a b c d e f g h i j k l m n o p q r s t u v w x y z

2 Listen. Tick (✓) or cross (x).  157





1 	2 	3 	4 	5 
<input checked="" type="checkbox"/>	<input type="checkbox"/>	<input type="checkbox"/>	<input type="checkbox"/>	<input type="checkbox"/>

### Reading

3 Read and write the name.

/3



a 	b 	c 	d 
<input type="text"/>	<u>grandma</u>	<input type="text"/>	<input type="text"/>

- 1 This is my grandma. She's a housewife.
- 2 This is my brother. He's a pupil.
- 3 This is my uncle. He's a fireman.
- 4 This is my dad. He's a policeman.

4 Read again and write T (true) or F (false).

/3

- 1 Mia's uncle is a fireman. T
- 2 Mia's dad is a farmer.
- 3 Sam is a pupil.
- 4 Mia's mum is a housewife.



Writing

5 Copy the sentences in your best handwriting.

/4

1 He's a doctor. He's a doctor.

2 Where's the ball? \_\_\_\_\_

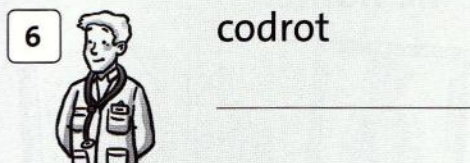
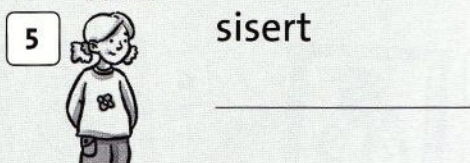


3 It's in the net. \_\_\_\_\_

4 This is my dad. \_\_\_\_\_

5 Yes, he is. \_\_\_\_\_

6 Look and write.




/5



Speaking

7 What's this? Say the words.

/6




/30



## 1 Complete.

/4



h \_ a \_ t



T-s \_ i \_ t



s \_ o \_ s



tr \_ \_ s \_ \_ s



c \_ \_ t

## 2 Circle the odd one out. Write.

/3



hat

3 Complete the sentences with *his* or *her*.

/3

1 These are her shoes.

2 This is \_\_\_\_\_ hat.



3 This is \_\_\_\_\_ coat.



4 These are \_\_\_\_\_ shorts.



## 4 Order the words.

/5

1 these Are his shoes?

Are these his shoes?

2 they Yes, are.

3 her Are socks? these

4 this Is hat? her

5 aren't. No, they



6 coat? Is this his

/15



## 1 Tick (✓) or cross (x).

/3

1 flat ☒2 upstairs ☐3 bedroom ☐4 bathroom ☐

## 2 Write the words.

/4

1 h soue house

3 chekitn \_\_\_\_\_

5 ivlign omro \_\_\_\_\_

2 roomthba \_\_\_\_\_

4 nindig moor \_\_\_\_\_

## 3 Circle the correct words.

/4

1 Where's / Where are Rosy and Tim?

2 Where's / Where are Grandpa?

3 Where's / Where are Billy?

4 Where's / Where are my mum

5 Where's / Where are my cousins?

and dad?

## 4 Complete the sentences.

/4

1 Is Mia in the kitchen? Yes, she is.

2 Are Mum and Dad in the living room?


\_\_\_\_\_, they \_\_\_\_\_.

3 Is Mia upstairs? \_\_\_\_\_, she \_\_\_\_\_.

4 \_\_\_\_\_ Rob in the bathroom?

\_\_\_\_\_, he \_\_\_\_\_.


5 \_\_\_\_\_ Grandpa and Grandma in the living room? \_\_\_\_\_, they \_\_\_\_\_.








## 1 Circle the correct word.

/3

1  orange / egg

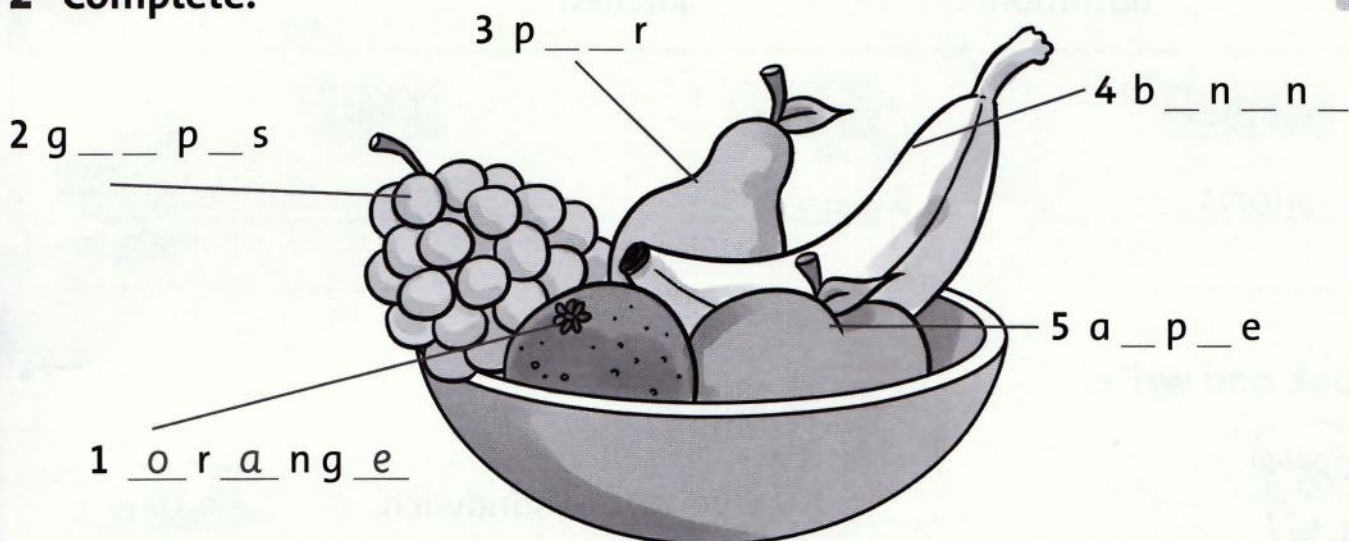
2  biscuit / drinks

3  egg / tomato

4  sandwich / fig

## 2 Complete.

/4


3 Write *a* or *an*.

/5

1 an orange

2 \_ \_ \_ egg

3 \_ \_ \_ lion

4 \_ \_ \_ ice cream

5 \_ \_ \_ kite

6 \_ \_ \_ banana

## 4 Order the words.

/3

1 got a drink. I've

I've got a drink.

2 I got haven't sandwich. a

3 lunch haven't got a box. I

4 got I've a biscuit.


\_ \_ /15




## Summative test 3

### 1 Circle the odd one out. Write.


/3




1 pear



2 \_\_\_\_\_



3 \_\_\_\_\_



4 \_\_\_\_\_

### 2 Read and write.

/5

banana

shorts

sandwich

bathroom

kitchen

trousers

clothes

rooms

food

1 shorts

3 \_\_\_\_\_

5 \_\_\_\_\_

2 \_\_\_\_\_

4 \_\_\_\_\_

6 \_\_\_\_\_

### 3 Look and write.

/5




Emma

1 I've got a sandwich.

2 \_\_\_\_\_ an apple.

3 \_\_\_\_\_ haven't \_\_\_\_\_ a drink.



Jack

4 \_\_\_\_\_ a frisbee.

5 \_\_\_\_\_ haven't \_\_\_\_\_ a kite.

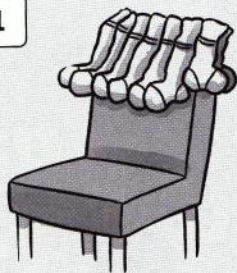
6 \_\_\_\_\_ a bike.






# 4 Complete.


1



2



3



4



1 Are these shorts? No, they aren't.


2 Are these grapes? Yes, they \_\_\_\_\_.

3 Are these drinks? \_\_\_\_\_, they \_\_\_\_\_.

4 Are these coats? \_\_\_\_\_, they \_\_\_\_\_.

# 5 Write sh or ch.

1




ch ick

2



T- \_\_\_\_\_ irt

3




\_\_\_\_\_ eep

4



tea \_\_\_\_\_ er

5



fi \_\_\_\_\_

# 6 Listen and circle the sound you hear. 158

1 ch s sh

4 sh ch s

2 s sh ch

5 s ch sh

3 ch sh s

6 sh s ch




Skills test 3


Listening


1 Listen and tick (✓). 159

/4


1


☐


☐

☒


2


☐


☐

☐


3


☐


☐

☐


4


☐


☐

☐

5

☐

☐

☐

2 Listen and circle the correct word. 160

/5

- 1 Grandpa is in the living room / dining room.
- 2 My sister is in the bedroom / bathroom.
- 3 Dad is in the kitchen / dining room.
- 4 Mum is upstairs / downstairs.
- 5 My brother is in the kitchen / living room.
- 6 My grandma is upstairs / downstairs.

Reading

3 Read and tick (✓) or cross (x).

/7

My name is Melissa. I live in a house. I live with my mum, my dad and my sister, Edith. Upstairs there are three bedrooms. My bedroom is pink. The bathroom is upstairs. The kitchen is downstairs. It's very big.

- 1 Melissa lives in a flat.

☒
- 2 Melissa lives with her aunt.

☐
- 3 Edith is Melissa's sister.

☐
- 4 The bedrooms are downstairs.

☐
- 5 Melissa's bedroom is pink.

☐
- 6 The bathroom is downstairs.

☐
- 7 The kitchen is upstairs.

☐
- 8 The kitchen is very big.

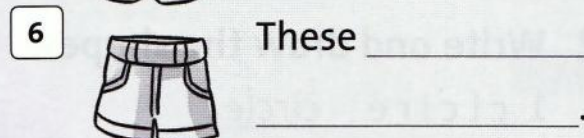

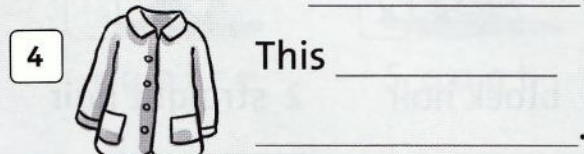
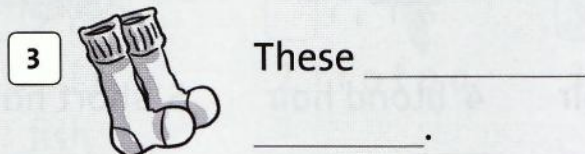
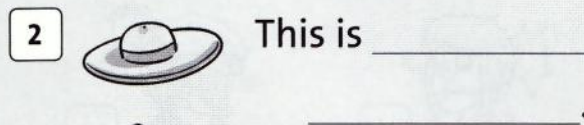
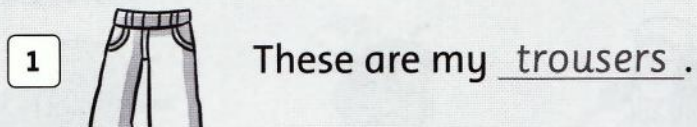
☐



Writing



4 Complete.

/5



5 What's in Simon's lunch box? Write.

/3



1 I've got a sandwich and a drink.

2 I've \_\_\_\_\_ a \_\_\_\_\_ and a \_\_\_\_\_.

3 I haven't got a \_\_\_\_\_.


4 I haven't \_\_\_\_\_ an \_\_\_\_\_.

Speaking

6 Answer.

/6

Are these ...



/30



# Unit 10 Test

## 1 Tick (✓) or cross (x).

/4



☒



☐



☐



☐



☐

- 1 black hair      2 straight hair      3 long hair      4 blond hair      5 short hair

## 2 Write and draw the shapes.

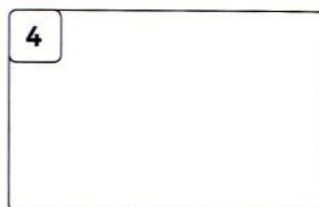

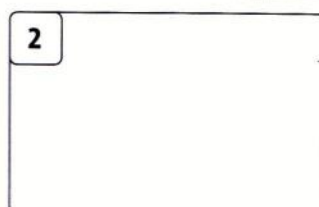
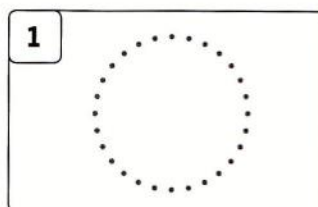
/3

1 circle circle

2 square \_\_\_\_\_

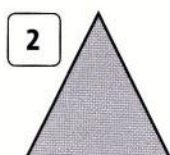
3 triangle \_\_\_\_\_

4 rectangle \_\_\_\_\_



## 3 Look. Complete the sentences.

/3



1 She hasn't got straight hair. She's got curly hair.

2 It \_\_\_\_\_ two sides. \_\_\_\_\_ three sides.

3 He \_\_\_\_\_ blond hair. \_\_\_\_\_ black hair.

4 It \_\_\_\_\_ three sides. \_\_\_\_\_ four sides.

## 4 Match.

/5

- 1 She has got brown hair. ☒
- 2 She has got blue eyes. ☐
- 3 He has not got straight hair. ☐
- 4 It has got three sides. ☐
- 5 He has not got blue eyes. ☐
- 6 She has not got brown hair. ☐

- a He hasn't got straight hair.
- b He hasn't got blue eyes.
- c She's got brown hair.
- d She's got blue eyes.
- e She hasn't got brown hair.
- f It's got three sides.

\_\_\_\_ /15



### 1 Write.

/4



1 shif  
fish




2 rrotpa



3 nilo




4 abrze



5 oagt

### 2 Circle the odd one out. Write.


/3



1 elephant



2 \_\_\_\_\_



3 \_\_\_\_\_



4 \_\_\_\_\_


### 3 Circle the correct sentences.

/3




1

I'm tall. /  
I'm little.




2

They're big. /  
He's big.



3

It's tall. /  
It's big.



4

She's little. /  
She's tall.

### 4 Look and write.

/5

1 😊 I like tigers.

2 ☹ I \_\_\_\_\_ eggs.

3 ☹ I \_\_\_\_\_ snakes.

4 😊 I \_\_\_\_\_ parrots.

5 ☹ I \_\_\_\_\_ goats.

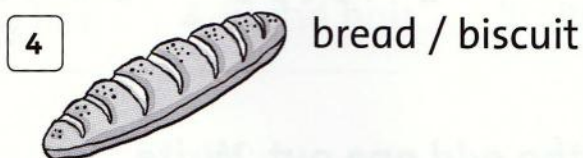
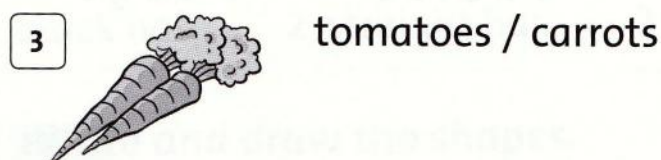

6 😊 I \_\_\_\_\_ lions.

\_\_\_\_ /15





### 1 Circle the correct word.

/3



### 2 Complete.

/5



### 3 Order the words.

/4

- 1 I like don't rice.
- 2 Do milk? you like
- 3 do What like? you
- 4 like yogurt. I
- 5 don't I grapes. like

I don't like rice.

### 4 Complete the sentences.

/3

1 Do you like bread?

Yes, I do.

2 \_\_\_\_\_ you like fish?

No, I \_\_\_\_\_.

3 \_\_\_\_\_ you like tomatoes?

No, I \_\_\_\_\_.

4 \_\_\_\_\_ you like carrots?

Yes, I \_\_\_\_\_.


\_\_\_\_ /15




# Summative test 4

## 1 Circle the correct words.

/3

1  curly / straight

2  tiger / lion


3  rectangle / square

4  milk / juice


## 2 Complete.

/5


1 b anana



3 b \_\_\_\_\_



5 w \_\_\_\_\_




2 m \_\_\_\_\_

4 p \_\_\_\_\_

6 g \_\_\_\_\_

## 3 Look and complete.

/6



1 He hasn't got long hair.

2 She \_\_\_\_\_ got curly hair.

3 It \_\_\_\_\_ got three sides.

4 She \_\_\_\_\_ got blond hair.

5 He \_\_\_\_\_ got short hair.

6 It \_\_\_\_\_ got five sides.

7 He \_\_\_\_\_ black hair.




4 Look and write.


/2



1 I like apples.  
I don't like carrots.



2 I \_\_\_\_\_ tigers.  
I \_\_\_\_\_ snakes.



3 I \_\_\_\_\_ juice.  
I \_\_\_\_\_ yogurt.

5 Circle the picture that rhymes. Write.


/4

1 hat




cat


2 red




3 Ken



4 man



5 leg



6 Listen and circle the sound you hear. 161

/5

1 ch sh th

4 ch sh th

2 ch sh th

5 ch sh th

3 ch sh th


6 ch sh th

\_\_\_\_/25




Skills test 4

Listening

1 Listen. Tick (✓) or cross (x).  162


/5

1




☒

2




☐

3




☐

4




☐

5



☐

6



☐

2 Listen. Draw 😊 or ☹️.  163

/5

1



☒

2



☐

3



☐

4



☐

5



☐

6



☐


Reading

3 Read. Write the names under the pictures.

/2


My name's Diana. I've got brown hair.  
It's long and straight. My eyes are brown.  
I've got one sister. Her name's Alice. She's  
got black hair. It's short and curly. I've  
got one brother. His name's Zack. He's got  
blond hair. It's curly. His eyes are blue.

a




\_\_\_\_\_

b



Diana

c



\_\_\_\_\_

4 Read again and tick (✓) or cross (x).

/6

1 Diana's got black hair.

☒

2 Zack's got brown eyes.

☐

3 Diana hasn't got blue eyes.

☐

4 Diana has got two brothers.

☐

5 Alice has got straight hair.

☐

6 Zack's got blond hair.

☐

7 Alice has got curly hair.









☐



Writing

5 Look at the table and complete the sentences.

/4

		
Alex		
Ruby		
Mary		

Alex: I like elephants.

I don't like snakes.

Ruby: I \_\_\_\_\_.

\_\_\_\_\_.

Mary: I \_\_\_\_\_.

I \_\_\_\_\_.

6 Copy the sentences in your best handwriting.

/4

1 She's got straight hair. She's got straight hair.

2 It's a triangle.

3 I like yogurt.

4 I don't like lions.

5 Do you like milk?

Speaking

7 Name the shapes. Say how many sides.

/4



1 This is a square.

2 It's got four sides.



3 \_\_\_\_\_

4 \_\_\_\_\_



5 \_\_\_\_\_

6 \_\_\_\_\_



# Unit 13 Test

## 1 Complete.

/4




b \_ e \_ d



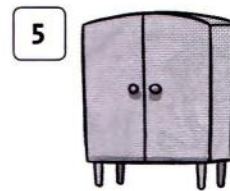
bl \_ \_ \_ \_ t



p \_ ll \_ w



d \_ s \_



c \_ p b \_ a \_ d

## 2 Write the correct words and numbers.

/4

1 svenetnee seventeen

17

2 wtleve

3 teenffi

4 entytw

5 fteenour

## 3 Complete the sentences.

/3



1 There are books on the shelf.

2 There's a car under the bed.

3 There are two children on the rug.

4 There are three coats in the cupboard.

## 4 Write.

in on ~~under~~ in on

/4

1 There's a train under the bed.

2 There's a teddy on the bed.

3 There are three coats in the cupboard.

4 There are two books on the shelf.

5 There's a car under the cupboard.

\_\_\_ /15




## 1 Write the words. Complete.

/8



climb



## 2 Order the words.

/4

1 She draw. can She can draw.

2 can't sing. He

3 it climb? Can

4 fly? Can he

5 swim. She can

## 3 Look and complete.

/3




Can she draw?

Yes, she can.



Can he run?

\_\_\_\_\_.



Can it fly?

No, it \_\_\_\_\_.






Can she sing?

\_\_\_\_\_.



### 1 Draw and circle.

/4



beach / boat

shell / sea

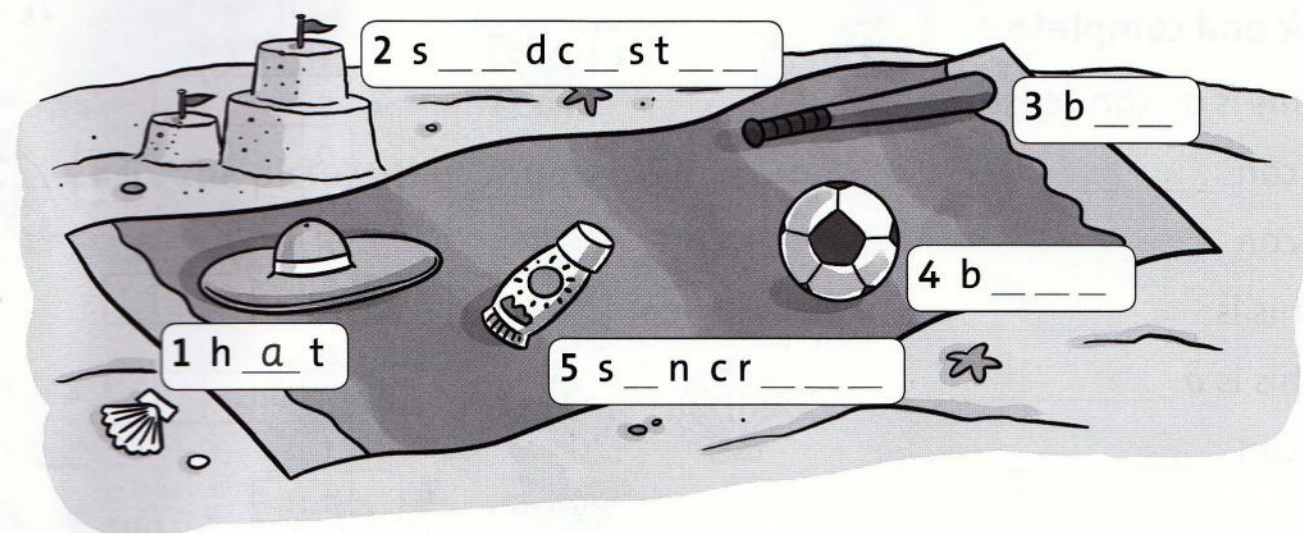
cat / crab

ball / boat

ice cream / bat

### 2 Complete.

/4



### 3 Order the words.

/4

1 play Let's ball!

Let's play ball!

2 find shells. Let's

3 good idea. That's a


4 forget Don't hat. your


5 sandcastles! Let's make


### 4 Write and match.

~~find~~ forget run swim

/3

1  Let's find crabs.

2  Let's \_\_\_\_\_ in the sea.

3  Don't \_\_\_\_\_ your sun cream.

4  Let's \_\_\_\_\_ on the beach.

\_\_\_\_ /15




# Summative test 5


## 1 Circle the correct word.

/4


1




2




3



4



5



thirteen / fifteen

eleven / twelve

sixteen / seventeen

fourteen / fifteen


eighteen / nineteen

## 2 Look and complete.


/5

- This is a sandcastle.
- I can \_\_\_\_\_.
- I can \_\_\_\_\_.
- This is \_\_\_\_\_.
- This is a \_\_\_\_\_.
- I can \_\_\_\_\_.


1




2




3



4



5



1

2

3

4

5

6

s

a

n

d

c

a


s

t

l

e

## 3 Look and complete.



- There's a bat on the rug.
- \_\_\_\_\_ three shells \_\_\_\_\_ the pillow.
- \_\_\_\_\_ a dress \_\_\_\_\_ the cupboard.
- \_\_\_\_\_ two shoes \_\_\_\_\_ the bed.
- \_\_\_\_\_ four jugs \_\_\_\_\_ the desk.




4 Choose the correct word.

/3



Let's play ball!

run / lets



I \_\_\_\_\_ fly.

can't / sing



Let's \_\_\_\_\_ sandcastles.

run / make



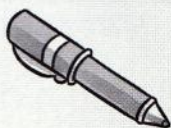
It \_\_\_\_\_ climb.

can / draw

5 Circle the picture that rhymes. Write.

/3

1 tin



bin

2 dog



\_\_\_\_\_

3 rug



\_\_\_\_\_

4 red



\_\_\_\_\_

6 Listen and circle the sound you hear. 164

/6

1 a e i u

2 b d p g

3 g q j y

4 u v w o

5 ch th sh h

6 e i o u

7 m n y z

\_\_\_\_\_/25




# Skills test 5

## Listening

1 Listen and write the numbers.  165

/5

- |             |         |
|-------------|---------|
| 1 <u>12</u> | 4 _____ |
| 2 _____     | 5 _____ |
| 3 _____     | 6 _____ |

2 Listen and tick (✓) or cross (x).  166


/6

	run	swim	sing	draw
Ben	✓	x		
Rachel				

## Reading

3 Read and draw.

/3



- 1 There's a doll on the bed.
- 2 There are two books under the bed.
- 3 There's a hat on the desk.
- 4 There are two shoes under the desk.

4 Look again. Read and tick (✓) or cross (x).

/4

- 1 There's a teddy in the cupboard.
- 2 There are three cars in the cupboard.
- 3 There are two pillows on the bed.
- 4 There are five pens on the desk.
- 5 There's a bag under the bed.

<input checked="" type="checkbox"/>
<input type="checkbox"/>
<input type="checkbox"/>
<input type="checkbox"/>
<input type="checkbox"/>




Writing


5 Complete the sentences.




1 There's a car  
under the bed.



2 \_\_\_\_\_ a bag  
\_\_\_\_\_ the  
desk.



3 There are three  
\_\_\_\_\_  
\_\_\_\_\_ cupboard.



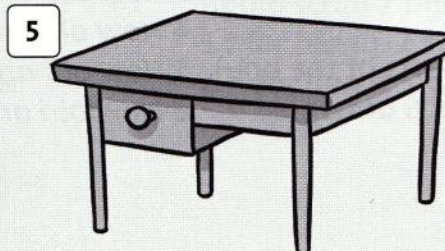



4 \_\_\_\_\_ four  
\_\_\_\_\_ on the  
bed.

6 Write the short forms.

- 1 He cannot swim. He can't swim.
- 2 There is a blue blanket. \_\_\_\_\_
- 3 A tiger cannot fly. \_\_\_\_\_
- 4 Where is the book? \_\_\_\_\_
- 5 That is a good idea. \_\_\_\_\_

Speaking

7 What's this? Say.





## Answer key and audio scripts

### Unit tests

#### Starter Test

1

1 nine 2 five 3 seven 4 two 5 ten

2

1 Sunday 2 Monday 3 Tuesday 4 Wednesday  
 5 Thursday 6 Friday 7 Saturday

3

1 What's your name? My name is (Carla).  
 2 How old are you? I'm (six).  
 3 How are you? I'm fine.  
 4 Are you seven? No.

#### Unit 1 test

1

1 bird 2 door 3 pen 4 bag 5 apple

2

1 book 2 pencil 3 ruler 4 rubber 5 window

3

1 What's this? It's a ruler.  
 2 What's this? It's a pen. 3 What's this? It's a rubber. 4 What's this? It's a bag.

4

1 b 2 d 3 c 4 a 5 e

#### Unit 2 test

1

1 teddy 2 kite 3 car 4 ball 5 puzzle

2

1 train 2 doll 3 puzzle 4 teddy 5 bike

3

1 This is my bike. 2 Yes, it is. 3 This is my kite.  
 4 Is this your train? 5 No, it isn't.

4

1 Yes, it is. 2 No, it isn't. 3 No, it isn't. 4 Yes, it is.

#### Unit 3 test

1 (Pupils join the words to the parts of the boy)  
 1 face 2 eyes 3 ears 4 nose 5 legs 6 arms  
 7 hands 8 fingers

2

1 one hand 2 three lions 3 two eyes 4 four kites  
 5 one face 6 five legs

3

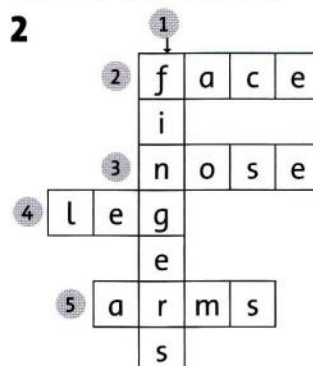
1 This is my nose. 2 These are my eyes.  
 3 These are my fingers. 4 This is my face.

#### Summative test 1

1

1 c 2 a 3 e 4 b 5 d

2



3

1 c 2 e 3 a 4 b 5 d

4

1 These are my eyes. 2 This is my teddy.  
 3 This is your bag. 4 This is my bike.

5

1 h 2 e 3 b 4 c 5 j 6 f

6

Audio script / answers 152

1 d - dog 2 j - jam 3 a - apple 4 b - bird  
 5 h - hat 6 p - pencil

#### Skills test 1

1

Audio script / answers 153

1 How old are you? I'm 2.  
 2 How old are you? I'm 5.  
 3 How old are you? I'm 9.  
 4 How old are you? I'm 3.  
 5 How old are you? I'm 7.  
 6 How old are you? I'm 10.



2

Audio script  154

1 What's this? It's a book.

2 What's this? It's a pencil.

3 What's this? It's a train.

4 What's this? It's my nose.

5 What's this? It's a kite.

Answers

1 b 2 a 3 c 4 a 5 b

3

1 ball 2 bag 3 bike 4 train

4

1 F 2 T 3 F 4 F 5 T

5

1 3 2 4 3 2 4 4 5 3

6

1 These are my hands. 2 This is my nose.

3 These are my pencils. 4 This is my kite.

5 This is my bag.

7

1 I'm fine. 2 I'm (seven). 3 No, I'm not. / Yes, I am. 4 It's (blue). 5 (It's red). 6 (My favourite toy is my kite.) 7 (They're / My eyes are) (brown).

## Unit 4 test

1

1 teacher 2 policeman 3 housewife 4 farmer  
5 fireman 6 pupil

2

1 housewife 2 doctor 3 pupil 4 nurse 5 pilot

3

1 Is he a pilot? 2 Is she a nurse? 3 Is she a housewife? 4 She's a teacher.

4

1 Is she a pilot? No, she isn't. 2 Is he a fireman? Yes, he is. 3 Is she a teacher? Yes, she is.

4 Is he a policeman? Yes, he is.

## Unit 5 test

1

1 x 2 ✓ 3 ✓ 4 x 5 ✓

2

1 swing 2 slide 3 pool 4 net 5 seesaw

3

1 The ball is in the net. 2 The umbrella is on the seesaw. 3 The teddy is in the pool. 4 The girl is on the slide. 5 The car is under the seesaw.

4

1 Where's the frisbee? It's in the net. 2 Where's the book? It's in the bag. 3 Where's the doll? It's in the pool. 4 Where's the apple? It's in the bag.

## Unit 6 test

1

1 dad 2 aunt 3 sister 4 grandpa

2

1 uncle 2 grandpa 3 cousin 4 sister 5 brother  
6 aunt

3

1 It's Dad's book. 2 This is my sister's bike. 3 It's Grandma's umbrella. 4 This is my uncle's hat.

4

1 It's Sally's bag. 2 It's Jenny's frisbee. 3 It's Frank's ball. 4 It's Bob's pen. 5 It's Tom's kite.

## Summative test 2

1

1 mum 2 swing 3 uncle 4 net

2

1 brother 2 frisbee 3 tree 4 grandma 5 farmer

3

1 No, she isn't. 2 Yes, he is. 3 No, he isn't.

4 No, she isn't. 5 Yes, she is. 6 Yes, he is.

4

1 My sister is on the swing. 2 The ball is under the slide. 3 My brother is in the pool.


4 The apple is in the hat. 5 The ruler is under the book.

5

1 o – orange 2 s – sofa 3 z – zebra 4 p – pen

5 u – umbrella 6 y – yo-yo

6

Audio script / answers  155


1 t for teddy. 2 s for sofa. 3 o for orange.

4 n for nurse. 5 w for window.



## Skills test 2

1

Audio script / answers  156

1 c – cat 2 f – fig 3 k – kite 4 q – queen 5 v – van  
6 x – box

2

Audio script  157

1 *The ball is in the net.*  
2 *The teddy is on the slide.*  
3 *The doll is on the seesaw.*  
4 *The dog is under the tree.*  
5 *The girl is on the swing.*

Answers

1 X 2 ✓ 3 X 4 ✓ 5 ✓

3

a dad b grandma c brother d uncle

4

1 True 2 False 3 True 4 False

5 Pupils write the sentences in their best handwriting.

6

1 pilot 2 grandma 3 farmer 4 swing 5 sister  
6 doctor

7

1 (It's a) tree 2 slide 3 ice cream 4 frisbee  
5 pool 6 kite

## Unit 7 test

1

1 hat 2 T-shirt 3 shoes 4 trousers 5 coat

2

1 hat 2 socks 3 dress 4 trousers

3

1 These are her shoes. 2 This is his hat.  
3 This is her coat. 4 These are his shorts.

4

1 Are these his shoes? 2 Yes, they are.  
3 Are these her socks? 4 Is this her hat?  
5 No, they aren't. 6 Is this his coat?

## Unit 8 test

1

1 X 2 ✓ 3 ✓ 4 X

2

1 house 2 bathroom 3 kitchen 4 dining room  
5 living room

3

1 Where are Rosy and Tim? 2 Where's Grandpa?  
3 Where's Billy? 4 Where are my mum and  
dad? 5 Where are my cousins?

4

1 Is Mia in the kitchen? Yes, she is.  
2 Are Mum and Dad in the living room?  
Yes, they are. 3 Is Mia upstairs? No, she isn't.  
4 Is Rob in the bathroom? Yes, he is.  
5 Are Grandpa and Grandma in the living  
room? No, they aren't.

## Unit 9 test

1

1 orange 2 drinks 3 tomato 4 sandwich

2

1 orange 2 grapes 3 pear 4 banana 5 apple

3

1 an orange 2 an egg 3 a lion 4 an ice cream  
5 a kite 6 a banana

4

1 I've got a drink. 2 I haven't got a sandwich.  
3 I haven't got a lunch box. 4 I've got a biscuit.

## Summative test 3

1

1 pear 2 sock 3 lunch box 4 shoe

2

Clothes: 1 shorts 2 trousers  
Rooms: 3 kitchen 4 bathroom  
Food: 5 banana 6 sandwich

3

1 I've got a sandwich. 2 I've got an apple.  
3 I haven't got a drink. 4 I've got a frisbee.  
5 I haven't got a kite. 6 I've got a bike.

4

1 No, they aren't. 2 Yes, they are. 3 Yes, they  
are. 4 Yes, they are.

5

1 ch 2 sh 3 sh 4 ch 5 sh

6

Audio script / answers  158

1 sh – shoe 2 ch – chick 3 sh – sheep 4 s – sofa  
5 ch – chair 6 s – socks



## Skills test 3

1  
Audio script 159

- 1 These are my shoes.  
2 This is my T-shirt.  
3 These are my trousers.  
4 I've got a pear.  
5 I've got a sandwich.

Answers

- 1 shoes 2 T-shirt 3 trousers 4 pear 5 sandwich

2  
Audio script 160

- 1 Grandpa is in the living room.  
2 My sister is in the bathroom.  
3 Dad is in the kitchen.  
4 Mum is upstairs.  
5 My brother is in the living room.  
6 My grandma is downstairs.

Answers

- 1 living room 2 bathroom 3 kitchen 4 upstairs  
5 living room 6 downstairs

3  
1 X 2 X 3 ✓ 4 X 5 ✓ 6 X 7 X 8 ✓

- 4  
1 These are my trousers. 2 This is my hat.  
3 These are my socks. 4 This is my coat.  
5 This is my apple. 6 These are my shorts.  
5  
1 I've got a sandwich and a drink. 2 I've got a  
pear and a banana. 3 I haven't got a biscuit.  
4 I haven't got an ice cream.

- 6  
1 Yes, they are. 2 No, they aren't. 3 Yes, they  
are. 4 No, they aren't. 5 No, they aren't.  
6 Yes, they are.

## Unit 10 test

1  
1 X 2 X 3 ✓ 4 X 5 ✓

- 2  
1 circle 2 square 3 rectangle 4 triangle

- 3  
1 She hasn't got straight hair. She's got curly  
hair. 2 It hasn't got two sides. It's got three  
sides. 3 He hasn't got blond hair. He's got black  
hair. 4 It hasn't got three sides. It's got four  
sides.

4

1 c 2 d 3 a 4 f 5 b 6 e

## Unit 11 test

1

1 fish 2 parrot 3 lion 4 zebra 5 goat

2

1 elephant 2 tiger 3 giraffe 4 snake

3

1 I'm tall. 2 They're big. 3 It's big. 4 She's little.

4

1 I like tigers. 2 I don't like eggs. 3 I don't like  
snakes. 4 I like parrots. 5 I don't like goats.  
6 I like lions.

## Unit 12 test

1

1 apple 2 meat 3 carrots 4 bread

2

1 egg 2 yogurt 3 milk 4 rice 5 juice 6 fish

3

1 I don't like rice. 2 Do you like milk? 3 What do  
you like? 4 I like yogurt. 5 I don't like grapes.

4

1 Do you like bread? Yes, I do. 2 Do you like  
fish? No, I don't. 3 Do you like tomatoes? No, I  
don't. 4 Do you like carrots? Yes, I do.

## Summative test 4

1

1 curly 2 tiger 3 square 4 juice

2

1 banana 2 monkey 3 bread 4 parrot 5 water  
6 giraffe

3

1 He hasn't got long hair. 2 She's got curly hair.  
3 It's got three sides. 4 She's got blond hair.  
5 He's got short hair. 6 It hasn't got five sides.  
7 He's got black hair.

4

1 I like apples. I don't like carrots. 2 I don't like  
tigers. I like snakes. 3 I like juice. I don't like  
yogurt.

5

1 b 2 b 3 a 4 a 5 a



6

Audio script 161

1 sh – shoe 2 th – teeth 3 sh – sheep

4 th – three 5 ch – chair 6 th – bath

Answers

1 sh 2 th 3 sh 4 th 5 ch 6 th

**Skills test 4**

1

Audio script 162

1 He's got curly hair.

2 She's got straight hair.

3 She's got short hair.

4 He's got black hair.

5 He's got long hair.

6 It's got black eyes.

Answers

1 ✓ 2 ✗ 3 ✗ 4 ✓ 5 ✗ 6 ✓

2

Audio script 163

1 I like parrots.

2 I don't like tigers.

3 I don't like snakes.

4 I like carrots.

5 I like fish.

6 I don't like rice.

Answers

Pupils draw faces: 1 ☺ 2 ☹ 3 ☹ 4 ☺ 5 ☺ 6 ☹

3

a Alice b Diana c Zack

4

1 ✗ 2 ✗ 3 ✓ 4 ✗ 5 ✗ 6 ✓ 7 ✓

5

Alex: I like elephants. I don't like snakes.

Ruby: I like fish. I don't like rice.

Mary: I like parrots. I don't like lions.

6

Pupils copy the sentences in their best handwriting.

7

1 This is a square. 2 It's got four sides.

3 This is a triangle. 4 It's got three sides.

5 This is a rectangle. 6 It's got four sides.

**Unit 13 test**

1

1 bed 2 blanket 3 pillow 4 desk 5 cupboard

2

1 seventeen, 17 2 twelve, 12 3 fifteen, 15

4 twenty, 20 5 fourteen, 14

3

1 There are books on the shelf. 2 There's a train under the bed. 3 There are dolls on the rug.

4 There are three coats in the cupboard.

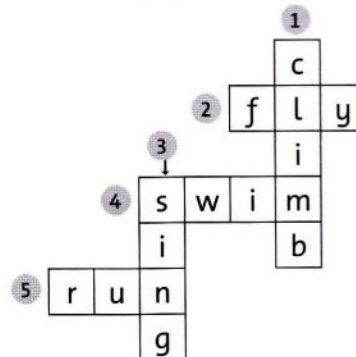
4

1 under 2 on 3 in 4 on 5 in

**Unit 14 test**

1

1 climb 2 fly 3 swim 4 sing 5 run



2

1 She can draw. 2 He can't sing. 3 Can it climb?

4 Can he fly? 5 She can swim.

3

1 Yes, she can. 2 Yes, he can. 3 No, it can't.

4 No, she can't.

**Unit 15 test**

1

1 beach 2 shell 3 crab 4 boat 5 ice cream

2

1 hat 2 sandcastle 3 bat 4 ball 5 sun cream

3

1 Let's play ball! 2 Let's find shells. 3 That's a good idea. 4 Don't forget your hat. 5 Let's make sandcastles!

4

1 find 2 swim 3 forget 4 run

**Summative test 5**

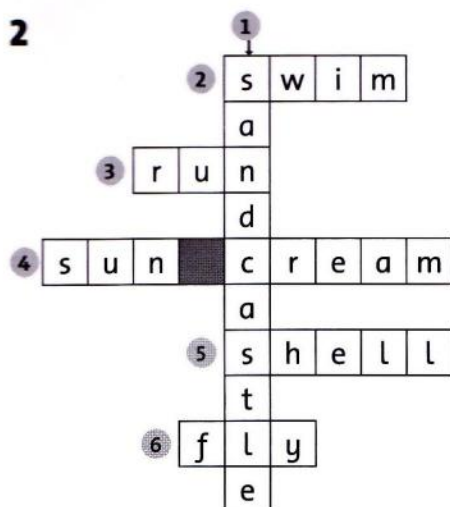
1

1 fifteen 2 eleven 3 seventeen 4 fourteen

5 eighteen



2



1 sandcastle 2 swim 3 run 4 sun cream

5 shell 6 fly

3

1 There's a bat on the rug. 2 There are three shells on the pillow. 3 There's a dress in the cupboard. 4 There are two shoes under the bed.

5 There are four jugs on the desk.

4

1 Let's 2 can't 3 make 4 can

5

1 bin 2 frog 3 jug 4 bed

6

Audio script 164

1 u – umbrella 2 p – pen 3 g – goat

4 v – van 5 sh – sheep 6 i – ink

7 y – yogurt

Answers

1 u 2 p 3 g 4 v 5 sh 6 i 7 y

## Skills test 5

1

Audio script 165

1 Number 12 2 Number 15 3 Number 20

4 Number 11 5 Number 17 6 Number 18

Answers

1 12 2 15 3 20 4 11 5 17 6 18

2

Audio script 166

Ben can run. He can't swim. He can't sing.

He can draw. Rachel can run. She can swim.

She can't sing. She can't draw.

Answers

Ben ✓ ✗ ✗ ✓ Rachel ✓ ✓ ✗ ✗

3

Pupils draw in the following items: a doll on the bed, two books under the bed, a hat on the desk and two shoes under the desk.

4

1 ✓ 2 ✗ 3 ✓ 4 ✗ 5 ✓

5

1 There's a car under the bed. 2 There's a bag under the desk. 3 There are three trains in the cupboard. 4 There are four books on the bed.

6

1 He can't swim. 2 There's a blue blanket.

3 A tiger can't fly. 4 Where's the book?

5 That's a good idea.

7

1 (It's a ...) crab 2 boat 3 cupboard 4 pillow 5 desk



# Family and Friends 1 Evaluation Sheet

Name .....

Class ..... Date .....

	Satisfactory	Needs improvement	No opportunity to evaluate
<b>Listening</b>			
The learner can listen attentively to the teacher and peers.			
The learner understands the teacher's instructions.			
The learner can follow simple stories with understanding.			
The learner can identify simple information from the listening text.			
<b>Speaking</b>			
The learner can repeat single words and simple phrases after a model.			
The learner can produce single words and simple phrases.			
The learner can produce simple sentences.			
The learner can answer simple questions.			
The learner can ask simple questions.			
<b>Reading</b>			
The learner can read single words.			
The learner can read simple sentences.			
The learner can read aloud with comprehension.			
The learner can read by taking turns in a dialogue.			
<b>Writing</b>			
The learner can trace correctly.			
The learner can copy correctly.			
The learner can write single words correctly.			
The learner can write sentences correctly.			
<b>Vocabulary</b>			
The learner recognizes the meaning of words when he/she hears them.			
The learner recognizes the meaning of words when he/she sees them.			
The learner can name people, objects and animals.			
The learner can recall words learnt previously.			
<b>Social development</b>			
The learner can co-operate in a group.			
The learner eagerly helps others.			
The learner communicates with ease with his/her peers.			
The learner works hard in class and takes responsibility for his/her work.			
The learner can evaluate his/her own work.			

Teacher comments:

Teacher signature: .....