



UNITED ARAB EMIRATES
MINISTRY OF EDUCATION

2023-2024

UAE Phonics 1

Student Book



UAE Phonics

English Language

Learner's book

Book 1

Volume 3

1444 - 1445 A.H. / 2023 - 2024 A.D.



Contents



content is defined on smart learning app

Introduction to UAE Phonics Programme.....	iv
Course Guide	v
Unit Twenty-Two	1
Alphabetical Order	
Number Words 1-10	
Let's Read	
Let's Write	
Review	
Unit Twenty-Three.....	7
Syllables	
Colours	
High Frequency Words	
Let's Read	
Let's Write	
Review	
Unit Twenty-Four.....	13
Beginning Sounds	
Shapes	
High Frequency Words	
Let's Read	
Let's Write	
Review	

Unit Twenty-Five 19

Middle Sounds
Feelings
High Frequency Words
Let's Read
Let's Write
Review

Unit Twenty-Six 25

Ending Sounds
Number Words 11-20
High Frequency Words
Let's Read
Let's Write
Review

Unit Twenty-Seven 31

Short Vowel Sounds
Body Parts
High Frequency Words
Let's Read
Let's Write
Review

Unit Twenty-Eight 37

Words
Family
High Frequency Words
Let's Read
Let's Write
Review

Unit Twenty-Nine 43

Phonics Review
Vocabulary Review
High Frequency Words Review
Let's Read
Let's Write

Back Matter 52

Vocabulary Checklist
High Frequency Words Checklist





Introduction to UAE Phonics Programme


This course will provide learners with the essential language skills required to read and write with confidence. Through the materials provided, learners' literacy skills will be developed through interactive activities and independent learning. The materials in the course focus on phonics and basic word groups. This foundation is built upon throughout the course and supplemented with other essential skills for literacy.


Icons

There are some icons in the book that you will need to know.

The listening icon  shows that you have to listen to an audio track. The number shows which track to listen to.

The Phonics Song icon  shows that you have to listen to the Phonics Song.

The speaking icon  shows that you have to do a speaking activity.

The PCM icon  shows that you have to use one of the worksheets from the Teacher Handbook for the activity. The number shows which PCM to use.

Course Guide

Phonics Focus

Structured sets of phonemes and graphemes are an integral feature of the course and will be applied through a variety of methods of learning, including blending, segmenting, word families and rhyming. It is essential that phonics is practised and reinforced throughout the entirety of the course.

High Frequency Words

An awareness of the most commonly used High Frequency Words will be incorporated throughout the course. Recognition of these words will enable learners to become faster and more fluent readers.

Handwriting Practice

Learners are supported through the basics of letter formation and penmanship. The course aims to develop fine motor skills and provide learners with the ability to write independently and with confidence.

Sentence Structure

Syntax is reinforced through repetition and progressively challenging activities that provide learners with the tools needed to create their own sentences while continuing their language learning.

Reading Comprehension

Relatable reading tasks and comprehension activities have been designed to challenge learners and enhance listening, speaking, reading and writing skills. Through reading comprehension learners will build on their vocabulary, practise pronunciation and develop grammar knowledge.

Alphabetical Order

Activity 1

Sing the alphabet song.

Activity 2

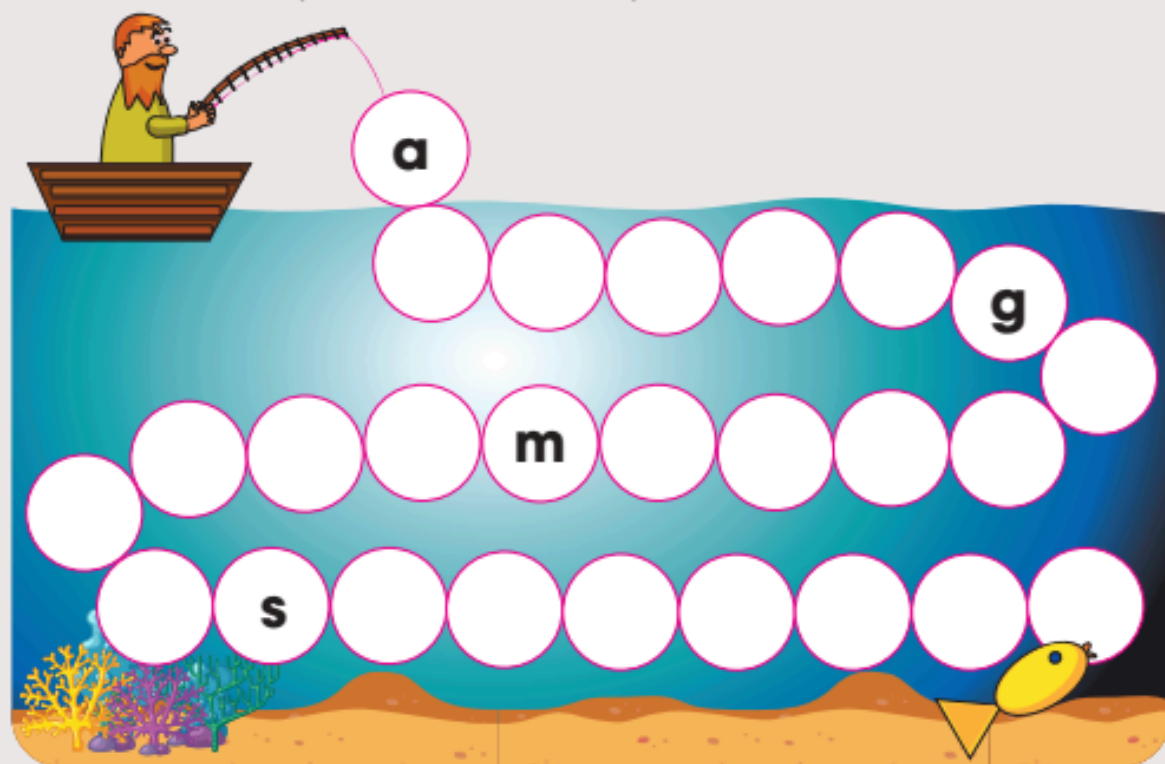
Say the sounds in alphabetical order to get from the start to the end.

 Start	 1	 2	 3
	 7	 6	 5
 8	 9	 10	 11
 15	 14	 13	 12
 16	 17	 18	 19
 23	 22	 21	 20
 24	 25	 26	 End

Alphabetical Order

Activity 3

Write the letters in alphabetical order to help the man catch the fish.



Activity 4 ✂️ 26

Paste the words in alphabetical order.

1.	2.	3.
4.	5.	6.

Number Words 1-10










Activity 1

Listen and repeat.

1 one	2 two	3 three	4 four	5 five
6 six	7 seven	8 eight	9 nine	10 ten

Activity 2

Write the correct number words under the pictures.

1.  _____	2.  _____	3.  _____	4.  _____	5.  _____
6.  _____	7.  _____	8.  _____	9.  _____	10.  _____

Activity 3 27

Paste the correct number words onto the numbers.

9	6	10	2	4
3	1	8	7	5

Let's Read

Activity 1

Look at the picture. What do you think the poem is about?

One, two, three, four, five,
Look! I see a big beehive,
Six, seven, eight, nine, ten,
I see many bees and run, run, run!



Activity 2

Read the poem and underline the number words.

Activity 3

Read the poem again. Write the missing words.

One, _____, three, _____, _____

Look! I see a big beehive,

_____, seven, _____, nine, _____

I see many bees and run, run, run!

Activity 4

Circle the correct answers.

- | | |
|---|-----------------------------|
| 1. The boy sees _____. | a big beehive / a big tiger |
| 2. He sees many bees and so _____. | he sings / he runs |
| 3. The number three is in the poem. | Yes / No |
| 4. The number eight is not in the poem. | Yes / No |

Activity 5

Read the poem with a partner.



One, two, three, four, five,
Look! I see a big beehive,
Six, seven, eight, nine, ten,
I see many bees and run, run, run!



Let's Write

Activity 1

Look at the pictures and write the correct number words.

1.



She has _____ books.

2.



I can see _____ birds.

3.



There are _____ fish.

4.



Can you see _____ cats?
Yes, I can.

Activity 2

Use number words to talk about the pictures.

1.



2.



3.



4.



Activity 3

Look at the picture and write a sentence using number words.



Review

Activity 1

Write the missing letters.



Activity 2

Write the letters in alphabetical order.

1. e g b →
2. p i a →
3. s n v →

Activity 3

Write the words in alphabetical order.

mother	swing	wheel	phone
--------	-------	-------	-------

1. _____ 2. _____ 3. _____ 4. _____

Activity 4

Write the number words that come before and after.

1. _____ two _____ 2. _____ four _____
3. _____ six _____ 4. _____ nine _____

Syllables

Activity 1

Listen to the words and clap the syllables.

1.



sun

2.



ti-ger

3.



pot

4.



win-dow

Activity 2

Listen and circle how many syllables are in each word.

1.



1 2

2.



1 2

3.



1 2

4.



1 2

Activity 3

Say the words. Write how many syllables are in each word.

1.



2.



3.



Activity 4

Match the syllables to make words. Then, write the words.

1. ig ●

● on _____

2. mel ●

● loo _____

3. cam ●

● bow _____

4. el ●

● el _____

Colours

Activity 1

Listen and repeat.



Activity 2

Sing the song. Then, find the colours in your classroom.

Colours

Red, yellow, blue and green, blue and green,
Red, yellow, blue and green, blue and green,
And black and white and orange and pink,
Red, yellow, blue and green, blue and green!

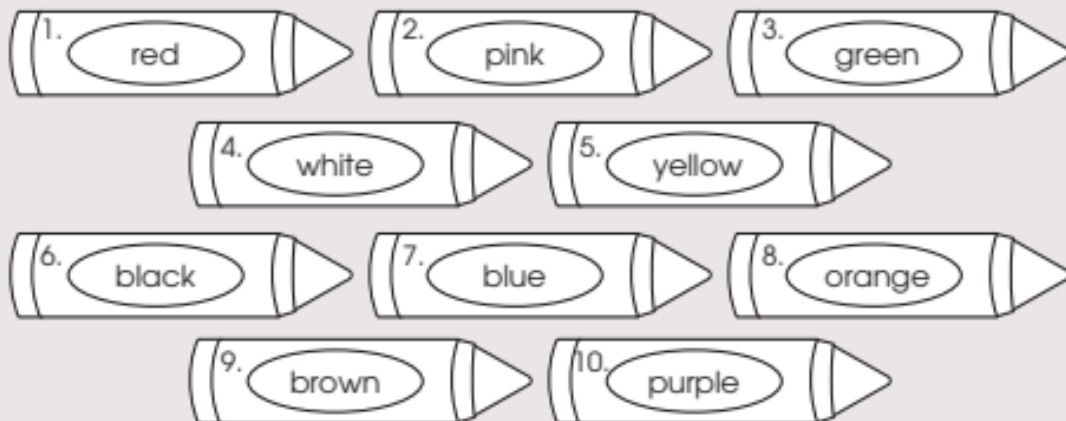


Activity 3

Sing the song again. What colours are missing from the song?

Activity 4

Read the words. Then, colour the crayons.



High Frequency Words

Activity 1

Listen and repeat.

the

and

a

to

in

Activity 2

Find the High Frequency Words in the picture.



Activity 3

Listen to the sentences. Write the missing High Frequency Words.

the

and

a

to

in

1. The dog went _____ the vet.
2. He likes green _____ blue.
3. Put the feather _____ the box.
4. Can I have _____ new phone?
5. The whale and _____ dolphin can swim.

Activity 4

Practice saying the High Frequency Words. Tick the words that you know.

☐

the

☐

and

☐

a

☐

to

☐

in

Let's Read

Activity 1

Look at the picture. What can you see?



feather



eye



beak



This is Bill. Bill is a big bird.
His feathers are red, yellow and green.
He has blue eyes.
He has a black beak.
He likes to sing songs.

Activity 2

Read the story. Choose a name for the story. Then, write it on the line.

1. Mat the Mouse

2. Bill the Bird

3. Pat the Cat

Activity 3

Read the story again. Draw lines to complete the sentences.

1. Bill is a big ... red, yellow and green.
2. His feathers are ... bird.
3. He has blue ... beak.
4. He has a black ... eyes.

Activity 4

Talk about Bill. Use words in the box to help you.

feathers	eyes	beak
yellow	black	bird
red	blue	green



Bill is a big bird!

Let's Write

Activity 1

Write the missing colour words. Use the words in the box.

red	yellow	green	blue
brown	purple	orange	pink



1. The apple is _____.
2. The table is _____.
3. The books are _____.
4. The bag under the table is _____ and orange.
5. The pencils are red, green, _____, _____ and _____.

Activity 2

Talk about a fish. Then, your partner must point to the correct fish.

red	yellow	green
blue	brown	
black	white	purple
orange	pink	



This fish is brown and orange.



Activity 3

Write a sentence about the picture using colour words.



Review

Activity 1

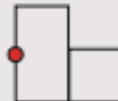
Write the missing letters to complete the colour words.

- | | | | |
|-------------|--------------|-----------|------------|
| 1. b___own | 2. re___ | 3. pi___k | 4. gr___en |
| 5. whi___e | 6. yell___w | 7. b___ue | 8. blac___ |
| 9. pu___ple | 10. ora___ge | | |

Activity 2

Match the words to the word shapes.

1. the ●
2. and ●
3. a ●
4. to ●
5. in ●



Activity 3

Listen and colour the stars with the correct number of syllables in each word.

1.



2.



3.



4.



5.




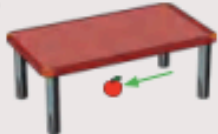






6.



Beginning Sounds

Activity 1

Write the beginning sound for each word.

1.  _____	2.  _____	3.  _____	4.  _____
5.  _____	6.  _____	7.  _____	8.  _____

Activity 2

Listen and circle the correct beginning sounds.

- | | | |
|----------|----|----|
| 1. b | d | p |
| 2. ph | s | f |
| 3. w | v | th |
| 4. k | qu | c |
| 5. g | j | y |

Activity 3









Write three words that begin with each sound.

1. m	2. g	3. e	4. sh
_____	_____	_____	_____
_____	_____	_____	_____
_____	_____	_____	_____

Shapes

















Activity 1

Listen and repeat.

			
circle	square	triangle	rectangle
			
star	heart	diamond	oval

Activity 2


Listen and circle the correct pictures.

1.    	2.    	3.    	4.    
---	---	---	---

Activity 3

Match the words to the correct shapes.

- oval
- square
- star
- circle
- triangle
- heart
- diamond
- rectangle



High Frequency Words

Activity 1

Listen and repeat.

of

on

is

it

I

Activity 2

Write the missing letters.

1.



2.



3.



4.



5.



Activity 3

Find the High Frequency Words.

I like to walk on Jebel Jais.

It is very high.

I go with my family.

We bring bottles of water to drink.



Activity 4

Listen to the sentences. Write the missing High Frequency Words.

1. Is this your box _____ crayons?

2. The cheese is _____ the plate.

3. The girl _____ happy.

4. Can you see _____ in the box?

5. _____ like sharks!

Activity 1

Look at the picture. What can you see?



My name is Salma.

I like to fly kites.

These are my friends, Alia and Haza.

I have a red kite.

Alia has a purple kite.

Haza has a kite too.

Activity 2

Read the story. Who is telling the story? Point to that person in the picture.

Activity 3

Choose a name for the story. Then write it on the line.

1. Green Stars

2. Five Fish

3. Salma Likes Kites

Activity 4

Read the story again. Then, write the missing words.

1. Salma likes to fly _____.
2. Her friends are _____ and Haza.
3. Salma has a _____ kite.
4. Alia has a _____.
5. Haza has a _____ too.

Activity 5

Write a sentence about Haza's kite.

Activity 1

What do you like to do with your friends? Draw a picture.

Activity 2

Complete the sentences about your picture.

My name is _____. I like to _____.

These are my friends, _____ and _____.

Activity 3

Talk about your picture with a partner.

My name is Hamad.
I like to play football.





These are my friends,
Afra and Hessa.







Activity 1

Look at the pictures and circle the correct beginning sounds.

- 
a l wh
- 
h ng a
- 
r sh k
- 
y ch t
- 
a t b


Activity 2

Read the sentences and circle the correct answers.

1.  The ball is a circle. Yes No	2.  The zero is an oval. Yes No
3.  The puzzle is a star. Yes No	4.  The pizza is a square. Yes No

Activity 3

Listen and colour the shapes.



Middle Sounds

Activity 1

Say the words. Then, circle the middle sounds.

cat

ant

fox

kid

long

shell

shop


Activity 2

Listen to the words and write the middle sounds.

1. 2. 3. 4. 5.

Activity 3







With a partner, help the farmer get to his sheep. Say the middle sounds for each word.



Feelings

Activity 1


Listen and repeat.

		
happy	sad	angry
		
excited	scared	sleepy

Activity 2

Match the sentences to the correct pictures.

1. She is scared. ●
2. He is sad. ●
3. She is angry. ●
4. He is excited. ●
5. She is happy. ●
6. He is sleepy. ●



Activity 3

Work with a partner. Choose a feeling and act it out.

Are you
excited?



Yes, I am!

High Frequency Words

Activity 1

Listen and repeat.

at

but

can

up

not

Activity 2

Read the clues and write the High Frequency Words.

1. Which word begins with a? _____
2. Which word has a in the middle? _____
3. Which word has o in the middle? _____
4. Which word ends with p? _____
5. Which word rhymes with nut? _____

Activity 3

Find the High Frequency Words.

Let's go to the zoo in the morning.
We can look at the gorillas!
But we can't get up late.
Do not forget!



Activity 4

Listen to the sentences. Write the missing High Frequency Words.

1. I like cheese _____ I don't like olives.
2. The frog jumps _____ and down.
3. Look _____ my black cat.
4. Do _____ run too fast!
5. I _____ run very fast.

Let's Read

Activity 1

Look at the picture. What can you see?



Dilly the Dragon

Dilly is a happy dragon.

She sees a butterfly. She is excited.

The butterfly flies away. Dilly is sad.

Dilly sees a mouse. She is scared.

She huffs and puffs. She is angry.

Dilly is sleepy. It's time to go to bed!

Activity 2

Read the text. Then, circle the correct answers.

1. Dilly is a (happy / sad) dragon.
2. She is (angry / excited) when she sees a butterfly.
3. Dilly is (sleepy / sad) when the butterfly flies away.
4. Dilly is (scared / sad) when she sees a mouse.
5. She huffs and puffs when she is (happy / angry).
6. Dilly is (sleepy / excited) so it's time to go to bed.

Activity 3

Retell the story with your partner.

Dilly is a happy dragon.



She sees a butterfly.



Let's Write

Activity 1

Look at the pictures and write the correct feelings.

1.



2.



3.



4.



5.



6.



Activity 2

Read the sentences and draw the faces.

1. He is happy.



2. She is sad.



3. He is sleepy.



4. She is excited.



5. He is angry.



6. She is scared.



Activity 3

Write sentences about the pictures.

1.



He is _____

2.



She _____

3.



Review

Activity 1

Write the middle sounds for each word.

1.



2.



3.



4.



5.




6.



Activity 2

Circle the correct pictures.

1. sad




2. excited



3. happy



4. sleepy



5. angry



6. scared



Activity 3







Draw a picture of yourself. Then, write how you are feeling.



Ending Sounds

Activity 1

Listen to the words and circle the correct ending sounds.

1.  p b t	2.  p t d	3.  f k x
4.  ng h g	5.  ff ss ll	6.  sh wh th

Activity 2

Write the ending letters for each word.

1.  dolphi ____	2.  whee ____	3.  pizz ____	4.  quee ____
---	---	--	---

Activity 3

Say the words. Then, write the words in the correct place.










ends with x	ends with p	ends with ll
_____	_____	_____
_____	_____	_____
_____	_____	_____

Number Words 11-20

Activity 1

Listen and repeat.

11 eleven	12 twelve	13 thirteen	14 fourteen	15 fifteen
16 sixteen	17 seventeen	18 eighteen	19 nineteen	20 twenty

Activity 2

Listen and circle the correct numbers.

- | | | |
|-------|----|----|
| 1. 15 | 19 | 12 |
| 2. 20 | 12 | 14 |
| 3. 11 | 18 | 13 |
| 4. 16 | 19 | 17 |
| 5. 13 | 20 | 14 |

Activity 3

Write the missing letters to complete the number words.

- | | | |
|---------------|----------------|---------------|
| 1. f__urt__en | 2. ei__htee__ | 3. e__e__en |
| 4. t__en__y | 5. ni__e__een | 6. t__i__teen |
| 7. f__f__een | 8. __eve__teen | 9. tw__l__e |

Activity 4

Which number is missing from Activity 3? _____

Activity 5

Write the number words that come before and after.

- | | |
|------------------------|-------------------------|
| 1. _____ twelve _____ | 2. _____ fifteen _____ |
| 3. _____ sixteen _____ | 4. _____ nineteen _____ |

High Frequency Words

Activity 1

Listen and repeat.

go

as

no

big

Activity 2

Read the clues and write the High Frequency Words.

1. Which word begins with g? _____
2. Which word has i in the middle? _____
3. Which word ends with s? _____
4. Which word begins with n? _____

Activity 3

Find the High Frequency Words.

We are in a big red car.
We drive as fast as we can.
Where do you think we will go?
Will we go to the park?
No, we will go to the shop!



Activity 4

Listen to the sentences. Write the missing High Frequency Words.

1. They like to play with the _____ bike.
2. _____ to bed if you are sleepy.
3. There are _____ birds in the nest.
4. She can run as fast _____ you.

Activity 1

Look at the picture. What can you see?



Play Time

Zayed likes to play with cars.
He has a purple car, a green car and a red car.
Moza has a doll. She gives it tea in a cup.
Sultan plays with a big dinosaur.
The children share their toys.



dinosaur



share

Activity 2

Read the story. Draw lines to match the questions to the correct answers.

- | | |
|---------------------------------------|-----------------------------------|
| 1. What does Zayed like to play with? | Sultan plays with a big dinosaur. |
| 2. What does Moza have? | The children share their toys. |
| 3. Who plays with a big dinosaur? | Zayed likes to play with cars. |
| 4. What do the children share? | Moza has a doll. |

Activity 3

What do you like to play with?
Tell your partner.



I like to play
with my robot.

Let's Write

Activity 1

Look at the pictures and read the sentences. Then, answer the questions.

1.



Bees like to eat honey.

What do you like to eat?

2.



The children like to read books.

What do you like to do?

3.



Butti likes to play with his train.

What toy do you like to play with?

4.



Ahmad likes to play with Hamdan.

Who do you like to play with?

Activity 2

Use the sentences in Activity 1 to ask your classmates questions.

What do you like to eat?



I like to eat cheese.



Review

Activity 1

Listen to the words and write the ending sounds.

1. _____
2. _____
3. _____
4. _____
5. _____
6. _____
7. _____
8. _____

Activity 2

Write the words under the numbers.

fifteen	nineteen	sixteen	eleven	twenty
thirteen	twelve	fourteen	seventeen	eighteen

1.  11
2.  12
3.  13
4.  14
5.  15
6.  16
7.  17
8.  18
9.  19
10.  20

Activity 3

Ask your classmates what they like to play with. Then, make a list.

What do you like to play with?



I like to play with cars!

1. _____
2. _____
3. _____
4. _____

Short Vowel Sounds

Activity 1

Look at the words and underline the short vowels.


- | | | | |
|---------|---------|---------|---------|
| 1. sun | 2. ant | 3. six | 4. red |
| 5. hang | 6. shop | 7. neck | 8. pink |


Activity 2


Look at the pictures and circle the correct short vowels.


1.  o a u

2.  a e i

3.  a e o

4.  u i o

5.  o u e

6.  o e i

Activity 3

Listen and circle the correct short vowel sounds.

1. a e i	2. a i u
3. e o u	4. i o u
5. a e o	6. u a e

Activity 4








Write words with the correct vowel sounds in the table.

a	e	i	o	u
_____	_____	_____	_____	_____
_____	_____	_____	_____	_____

Body Parts





Activity 1

Listen and repeat.

			
head	shoulder	knee	toe
			
eye	ear	mouth	nose

Activity 2

Circle the correct words.

1. 	2. 	3. 	4. 
ear knee	head eye	shoulder toe	mouth nose

Activity 3

Label the pictures.

1. _____ 

2. _____ 

3. _____ 

4. _____ 

5. _____ 

6. _____ 

7. _____ 

8. _____ 



High Frequency Words

Activity 1

Listen and repeat.

him

like

if

off

an

Activity 2

Read the clues and write the High Frequency Words.

1. Which word has four letters? _____
2. Which word begins with o? _____
3. Which word has i in the middle? _____
4. Which word ends with n? _____
5. Which word has one f? _____

Activity 3

Find the High Frequency Words.

Saif likes to play with paint!

Saif's mum is angry with him if he plays with paint.

She doesn't like a big mess.

He cleans the paint off!

Nobody wants an angry mum!



Activity 4

Listen to the sentences. Write the missing High Frequency Words.

1. Do you _____ to play with dolls?
2. Can we go to the park _____ it is sunny?
3. Can you please pass me _____ orange pencil?
4. Butti can jump very high! Look at _____!
5. Turn _____ the TV and read a book.

Let's Read

Activity 1

Read and then sing the song. Point to your body parts as you sing.

Head, shoulders, knees and toes,
knees and toes,
Head, shoulders, knees and toes,
knees and toes,
And eyes and ears and mouth and nose,
Head, shoulders, knees and toes,
knees and toes!

1. How many times can you see the word **toes**? _____
2. How many times can you see the word **head**? _____
3. How many times can you see the word **mouth**? _____

Activity 2

Put the pictures in order (1-4).



Activity 3

Sing the song again. Practise singing in different ways.



slow



fast



quiet



loud

Let's Write

Activity 1

Write the correct body parts under the pictures.

1.



2.



3.



4.



5.



6.



7.



8.



Activity 2

With a partner, write a new song like *Head, Shoulders, Knees and Toes*.

Use the words in the box to help you.

thumb

hand

elbow

neck

finger



leg

_____, _____, hand and foot,
 hand and foot,
 _____, _____, hand and foot,
 hand and foot,

And _____ and _____ and _____ and _____,
 _____, _____, hand and foot,
 hand and foot!

Activity 3

Sing your new song to your classmates. Don't forget to use actions.



Review

Activity 1

Write the missing letters.

1.



r__ng

2.



d__sk

3.



fr__g

4.



f__sh

5.




st__r

6.



g__ft

7.



sh__p

8.



sh__ll

9.



th__mb

Activity 2

Listen and circle the correct pictures.

1.



2.



3.



4.



5.



6.



Activity 3

Match the High Frequency Words to the correct word shapes.

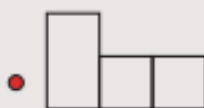
1. like ●

2. an ●

3. him ●

4. off ●

5. if ●



Words

Activity 1

Circle the correct words.

1.




sand

band

land

hand

2.



ping

sing

king

ring

3.



duck

tuck

puck

luck

4.



wink

pink

sink

rink

Activity 2

Listen and circle the correct words.

1. swim

fish

star

2. duck

gift

drum

3. desk

shop

hand

4. crab

king

frog

5. flag

bird

girl

Activity 3 28

Paste letters in the boxes to make the words.

1.



--	--	--	--

2.



--	--	--	--

3.



--	--	--	--

4.



--	--	--	--

Family

Activity 1

Listen and repeat.



mum



dad



sister



brother



grandma



grandpa

Activity 2

Match the correct words to the pictures.

1.



2.



3.



4.



5.



6.



• dad

• mum

• grandpa

• brother

• grandma

• sister

Activity 3

Write the missing letters to complete the words.

1. m _ _ _

6. d _ _ _

2. gr _ _ nd _ _ a

3. b _ o _ h _ r

4. si _ te _

5. _ ra _ dp _



High Frequency Words

Activity 1

Listen and repeat.

mum

dad

into

back

Activity 2

Read the clues and write the High Frequency Words.

1. Which word rhymes with gum? _____
2. Which word ends with o? _____
3. Which word has two d's? _____
4. Which word ends with k? _____

Activity 3

Find the High Frequency Words.

Every weekend, we go to the park.
We go with mum and dad.
We run into the park!
We eat ice cream and play all day.
When we are sleepy, we go back home.



Activity 4

Listen to the sentences. Write the missing High Frequency Words.

1. My _____ likes to read books.
2. When will we go _____ to school?
3. He opened the door and went _____ the house.
4. Her _____ can take nice photos on his new phone.

Activity 1

Look at the picture. Who can you see?



My name is Madia and this is my family.

This is my brother. He is seven years old.

This is my mum. She is a vet.

This is my dad. He is a teacher.

This is my grandma and grandpa. They live in Ajman.

We are a happy family.

Activity 2

Read the story. Point to each person in the family as you read.

Activity 3

Choose a name for the story. Then, write it on the line.

1. My Toys

2. My Feelings

3. My Family

Activity 4

Read the story again. Write the missing words.

1. Madia's brother is _____ years old.

2. Her _____ is a vet.

3. Her _____ is a teacher.

4. Her _____ and grandpa live in Ajman.

5. They are a _____ family.

Let's Write

Activity 1

Draw a picture of your family.

My Family

Activity 2



Tell your partner about your family.

This is my
family.



Activity 3

Write about your picture.

1. This is my _____
2. This is _____
3. This _____
4. _____
5. _____

Review

Activity 1

Listen and write the missing words.

1. The green _____ likes to jump.
2. Her dress is _____ and orange.
3. Thank you for the _____.
4. Can you see the _____ in the sky?
5. Look at the yellow _____!

Activity 2

Use the pictures to do the crossword.

Across →

2.



4.



5.



Down ↓


1.



3.



6.



Phonics Review

Activity 1



Sing the alphabet song.

Activity 2

Colour the letters in alphabetical order.



Activity 3

Colour the boxes with the correct beginning sounds.



1.	v	w	n	th
----	---	---	---	----



2.	s	ph	sh	a
----	---	----	----	---



3.	c	ch	r	wh
----	---	----	---	----









4.	th	r	sh	f
----	----	---	----	---

Phonics Review







Activity 4

Circle the middle sounds.

1.  a o i	2.  e i a	3.  e u o
4.  t e v	5.  ng a e	6.  b a z



Activity 5

Write the ending letters.

1.  r e <input type="text"/>	2.  b a <input type="text"/>	3.  h a <input type="text"/>
4.  f o <input type="text"/>	5.  w e <input type="text"/>	6.  s u <input type="text"/>

Activity 6 29

Paste the beginning, middle and ending letters for each picture.

1.  <input type="text"/> <input type="text"/> <input type="text"/>	2.  <input type="text"/> <input type="text"/> <input type="text"/>
3.  <input type="text"/> <input type="text"/> <input type="text"/>	4.  <input type="text"/> <input type="text"/> <input type="text"/>

Phonics Review

Activity 7

Look at the pictures. Match them to the correct heading.

beginning sound is ch

middle sound is o

ending sound is ng



Activity 8

Listen and circle how many syllables are in each word.

1. 1 2 3

2. 1 2 3

3. 1 2 3

4. 1 2 3

5. 1 2 3

6. 1 2 3

Activity 9

Work with a partner. Break the words into syllables.

1. circle

2. angry

3. sister

4. purple

5. oval

6. shoulders

7. sixteen

8. happy

twen

ty




Vocabulary Review

Activity 1

Match the sentences to the pictures.

1. It is angry. ●
2. He is sleepy. ●
3. She is sad. ●
4. He is excited. ●
5. It is scared. ●
6. She is happy. ●



Activity 2 ✂️ 30

Match the parts of the face to show each feeling.

Activity 3 🎧 154

Listen to the sentences and circle the correct feelings.

- | | | | | | |
|----|--|--|----|--|--|
| 1. | | | 2. | | |
| 3. | | | 4. | | |
| 5. | | | 6. | | |

Activity 4

Look at the pictures and write sentences.

1.		_____
2.		_____
3.		_____

Vocabulary Review

Activity 5

Unscramble the words. Then, match the words to the picture.

1. neke = _____ ●

2. adeh = _____ ●

3. umoth = _____ ●

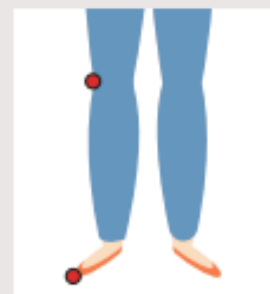

4. oet = _____ ●

5. yee = _____ ●

6. soen = _____ ●

7. hrsoldue = _____ ●

8. rea = _____ ●



Activity 6

Tell your partner who is in the picture. Use the words in the box to help you.

mum

dad

brother

sister

grandma

grandpa



High Frequency Words Review

Activity 1

Find the High Frequency Words in the word search.

n o t b k w u p q z
c x o l v i s g e r
a h m u m f s o f f
n b d o i n t p n y
d b a c k l e f k v

off	<input type="checkbox"/>	mum	<input type="checkbox"/>
is	<input type="checkbox"/>	go	<input type="checkbox"/>
back	<input type="checkbox"/>	not	<input type="checkbox"/>
to	<input type="checkbox"/>	up	<input type="checkbox"/>
an	<input type="checkbox"/>	if	<input type="checkbox"/>

Activity 2

Read the clues and write the correct High Frequency Words.

in on but into him as

1. Which word has four letters?
2. Which word begins with a?
3. Which word ends with m?
4. Which word rhymes with pin?
5. Which word begins with o?
6. Which word has u in the middle?

Activity 3

Listen to the sentences. Write the missing High Frequency Words.

1. What do you _____ to eat?
2. _____ have one brother and two sisters.
3. My _____ is a doctor.
4. There are many _____ shops in the mall.
5. Can I have a bottle _____ water, please?

Let's Read

Activity 1

Read the story. What is it about? Tell the story to a partner.

Lion and Mouse

Lion sleeps on the grass. Mouse sings and dances on his head.

Lion wakes up. He is angry. Mouse is scared. Lion lets him go.

Later, Lion is in a trap. He is sad and scared.

He asks mouse to help. Mouse bites the trap.

Lion is free. Now, Lion and Mouse are good friends!

Activity 2

Read the story again. Put the pictures in order (1-5).



Activity 3

Answer the questions.

1. What is the name of the story? _____
2. Who are the characters in the story? _____

Activity 4

Retell the story of Lion and Mouse. Use words from the box to help you.

sleeps
free

dances
trap

sings
help







angry
bite

scared
friend

Let's Write


Activity 1

What is your favourite animal? Circle your choice.

 shark	 camel	 cat
 bird	 tiger	 elephant

Activity 2

Draw a picture of your favourite animal.



Activity 3

Finish the sentence.

My favourite animal is the _____ because _____

Activity 4

Check that you did these things in your writing. Tick the boxes.

I used capital letters. ☐ I used spaces. ☐ I used a full stop. ☐

Vocabulary Checklist

Tick the words you can read.

Numbers	one		two		three		four	
	five		six		seven		eight	
	nine		ten		eleven		twelve	
	thirteen		fourteen		fifteen		sixteen	
	seventeen		eighteen		nineteen		twenty	

Colours	red		blue		green		orange	
	purple		pink		white		yellow	
	brown		black					

Shapes	circle		square		triangle		rectangle	
	star		heart		diamond		oval	

Feelings	happy		sad		angry		excited	
	scared		sleepy					

Body Parts	head		shoulders		knees		toes	
	eye		ear		mouth		nose	

Family	mum		dad		sister		brother	
	grandma		grandpa					

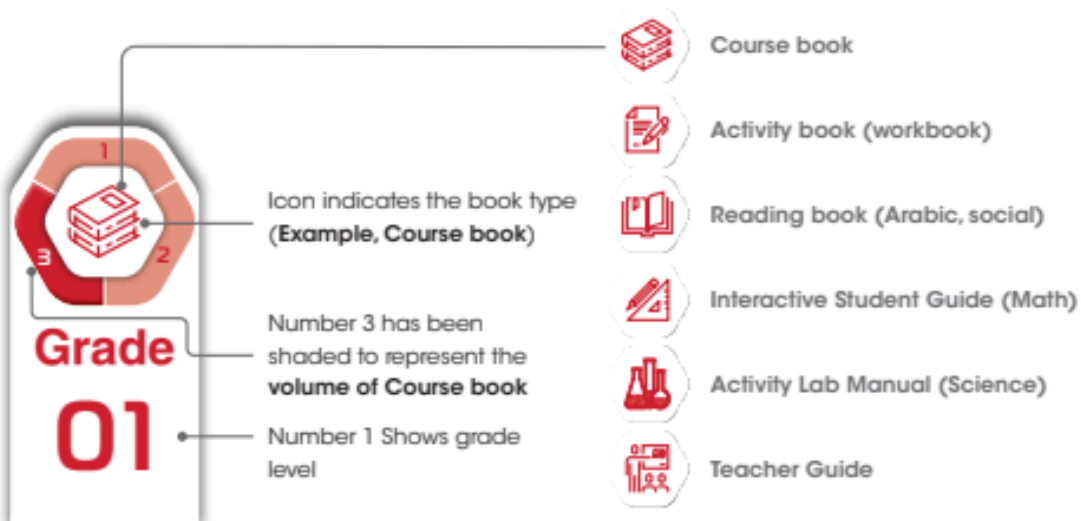
High Frequency Words Checklist

Tick the High Frequency Words you can read.

the		and		a		to	
in		I		of		it	
on		is		at		but	
can		up		not		go	
as		no		big		him	
like		if		off		an	
mum		dad		into		back	

Cover label guide

Cycle 01 Color



Ministry of Education
Call Centre
For Suggestions, Inquiries
& Complaints



80051115



04-2176855



www.moe.gov.ae



ccc.moe@moe.gov.ae