

# Grade 3 - English Weekly Plan - Week 4

18/9/2023 - 22/9/2023

Book Coverage: Unit 1: p. 7-10

## Reading Task: المهمة القرائية

Practice reading the passages in this file.  
التدرب على قراءة النصوص الموجود في هذا الملف.

## EXTRA TASK: المهمة الإضافية

Bring an English book or story book  
to class on Thursday.

أحضر كتاب أو قصة باللغة الإنجليزية للصف  
يوم الخميس.

## Extra Activities: الأنشطة الإضافية

Check the LMS English page and do the  
activities (links). There are 3 levels, you can  
choose the level that you feel best at or do  
them all ☺ Post a screen shot of your work ☺

حل الأنشطة الموجودة في صفحة اللغة الإنجليزية على  
بوابة التعلم الذكي. هناك 3 مستويات يمكن للطلاب اختيار  
المستوى الذي يناسبه أو حلهم جميعا. قم بتصوير الشاشة  
بعد الانتهاء من الحل ☺



## Grammar Task: المهمة النحوية

Solve the exercises in this file  
about articles and possessives.

حل الأنشطة في هذا الملف عن  
articles + possessives

## Spelling (Thursday):

املاء - الخميس

There is an egg in a shop.  
There are eleven ships and  
fifteen pans.

Ms. Hind Almarzooqi

آخر يوم لتسليم هذه المهام هو يوم الخميس

Aneesa Al Ansaria School

# Possessive 's

We use possessives to show that something belongs to someone.

نستخدم الملكية للدلالة على أن الشيء يخص شخص معين.

We add 's after the name of the person to show that the thing belongs to him/her.

نضيف 's الملكية بعد اسم الشخص المعني حتى نبين أن الغرض يخصه.

For example:



**Khalid**

Khalid pencil ❌

Khalid's pencil ✅



**Hamad**

Hamad football ❌

Hamad's football ✅



**Shaikha**

Shaikha tablet ❌

Shaikha's tablet ✅

Following the examples, try to finish this sentence.



**Amina**

Whose book is this?

It is \_\_\_\_\_.

# Possessives 's

Look at the pictures and write who the things belong to.

Whose **backpack** is this ?



Faisal

It is Faisal's backpack.

Whose **camera** is this ?



Maitha

It is \_\_\_\_\_.

Whose **pen** is this ?



Noora

It is \_\_\_\_\_.

Whose **cat** is this ?



Ahmad

It is \_\_\_\_\_.

Whose **jumper** is this ?



Matar

It is \_\_\_\_\_.

Whose **hairbrush** is this ?



Haneen

It is \_\_\_\_\_.

Whose **lunchbox** is this ?



Humaid

It is \_\_\_\_\_.

Whose **train** is this ?



Maryam

It is \_\_\_\_\_.

Whose **bookcase** is this ?



Ms. Hind

It is \_\_\_\_\_.

Whose **boat** is this ?



Dad

It is \_\_\_\_\_.

Whose **socks** are these ?



Waleed

They are \_\_\_\_\_.

Whose **shoe** is this ?



Alia

It is \_\_\_\_\_.

Name: \_\_\_\_\_

Date: \_\_\_\_\_

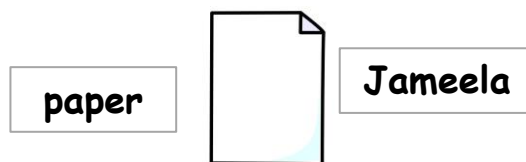
Gr. 3/ \_\_\_\_\_

## Possessives 's

**Activity 1: Read the sentences and circle the possessives 's.**

1. This is my little brother's bike.
2. The blue shirt on Salama's table is Nada's shirt.
3. Our teacher is reading Saif's story to the class.
4. Hamdan's e-book was the most interesting one.
5. On Saturday, we will go to my friend's house.

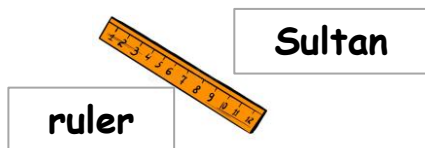
**Activity 2: Look at the pictures and write who the things belong to.**



1. \_\_\_\_\_

2. \_\_\_\_\_

**Activity 3: Write a full sentence about who each thing belongs to.**



1. \_\_\_\_\_



2. \_\_\_\_\_

**How do you feel about these activities ?**



Bad



Ok



Good



Great

# Articles: a / an

Vowels: a - e - i - o - u

If the singular noun (name) starts with a vowel,  
we use **an**.

**an** إذا كان الاسم المفرد يبدأ بأحد هذه الحروف a - e - i - o - u نكتب

Consonants: all letters that are NOT vowels

b - c - d - f - g - h - j - k - l - m - n - p - q - r - s - t - v  
- w - x - y - z

If the singular noun (name) starts with a consonant,  
we use **a**.

**a** إذا كان الاسم المفرد يبدأ بأحد الحروف المذكورة في الأعلى نكتب

For singular nouns (names) we use = **a / an**

Note: **one / a / an** = they all mean **1**

مع الأسماء المفردة نستخدم **a / an**

ملاحظة: **one / a / an** = جميعهم يعنون مفرد **1**

**a** /

**an**



**consonants**

all letters except vowels

**vowels**

Five letters:

**a** boy

**a** story

**a** class

**an** apple

**an** elephant
























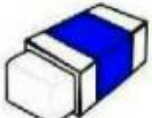
**an** ice cream

Name: \_\_\_\_\_

Grade: 3/ \_\_\_\_\_

a / an



- |    |   |                  |    |  |               |
|----|---|------------------|----|--|---------------|
| 1  |    | ..... orange     | 13 |     | ..... igloo   |
| 2  |    | ..... apple      | 14 |     | ..... giraffe |
| 3  |    | ..... umbrella   | 15 |     | ..... banana  |
| 4  |    | ..... rabbit     | 16 |     | ..... uncle   |
| 5  |    | ..... bus        | 17 |     | ..... flower  |
| 6  |   | ..... university | 18 |   | ..... ear     |
| 7  |  | ..... desk       | 19 |   | ..... bear    |
| 8  |  | ..... elephant   | 20 |   | ..... ring    |
| 9  |  | ..... sheep      | 21 |   | ..... arm     |
| 10 |  | ..... lemon      | 22 |   | ..... farmer  |
| 11 |  | ..... egg        | 23 |   | ..... eye     |
| 12 |  | ..... uniform    | 24 |  | ..... eraser  |



Name: \_\_\_\_\_

Date: \_\_\_\_\_

Gr. 3/ \_\_\_\_\_

# Look in a Book

Activity 1: Write the letter that matches each definition with its term.


- |                     |  |
|---------------------|--|
| 1. Title ____       | a. the outside look of the book                                  |
| 2. Author ____      | b. the people or animals in the story                            |
| 3. Characters ____  | c. tells a story that is not real                                |
| 4. Book cover ____  | d. the name of the book  |
| 5. Contents ____    | e. books that give real information                              |
| 6. Fiction ____     | f. the name of the writer  |
| 7. Non-fiction ____ | g. tells what's inside the book, shows page numbers and chapters |

Activity 2: Look at the book covers and match each book to: fiction or non-fiction.


Fiction

Non-fiction


1.




2.



3.



4.



**Activity 3: Look at each book cover and fill the blanks.**



Book's Title:

---


Book's Author:

---

Is this book :

☐ Fiction

☐ Non-fiction



Book's Title:

---

Book's Author:

---

Is this book :

☐ Fiction

☐ Non-fiction



# Family Picnic



I am James. My family went to a picnic last Saturday. My mom brought a lot of snacks. We went to the park. We ate a lot and played hide and seek.

Read the passage then answer the questions.

1. What is the boy's name ?

2. What did the family do ?

3. What did the mom bring ?

4. What did they do at the park ?



WHAT ABOUT YOU ? What did you do last Saturday ?

# Mr. Ador



Mr. Ador is a carpenter. He is forty years old. He works at Mariano's shop. Everyday, he goes to work at seven o'clock. He rides a bike to work. He brings his hammer and saw.

Read the passage then answer the questions.

1. Who is Mr. Ador ?

---

2. How old is he ?

---

3. What time does he go to work ?

---

4. What does he bring ?

---



WHAT ABOUT YOU ? What do you want to do when you're forty years old?

---

---

---

[illegible]

[illegible]

[illegible]