



MY FUN SKILLS

KG2

Module 1

Me & My KG



1445-2023



حضرة صاحب السمو الشيخ تميم بن حمد آل ثاني
أمير دولة قطر

النشيد الوطني

قَسَمًا بِمَنْ رَفَعَ السَّمَاءَ قَسَمًا بِمَنْ نَشَرَ الضِّيَاءَ
قَطْرٌ سَتَبَقَى حُرَّةً تَسْمُو بِرُوحِ الأَوْفِيَاءِ
سِيرُوا عَلَى نَهْجِ الأُلَى وَعَلَى ضِيَاءِ الأنْبِيَاءِ
قَطْرٌ بِقَلْبِي سِيرَةٌ عِزٌّ وَأَمْجَادُ الإِبَاءِ
قَطْرُ الرِّجَالِ الأَوَّلِينَ حُمَاتُنَا يَوْمَ النِّدَاءِ
وَحَمَائِمُ يَوْمِ السَّلَامِ جَوَارِحُ يَوْمِ الفِدَاءِ



Index



1 Unit One: Welcome

○ Lesson 1: Story	6
○ Lesson 2: Vocabulary	8
○ Lesson 3: Pre-writing skills	10
○ Lesson 4: Revision	11

2 Unit Two: My KG

○ Lesson 1: Story	14
○ Lesson 2: Vocabulary	16
○ Lesson 3: Pre-writing skills	18
○ Lesson 4: Revision	21

3 Unit Three: My Classroom

○ Lesson 1: Story	23
○ Lesson 2: Vocabulary	25
○ Lesson 3: Pre-writing skills	28
○ Lesson 4: Revision	29

4 Unit Four: My Health

○ Lesson 1: Story	32
○ Lesson 2: Vocabulary	34
○ Lesson 3: Phonics	36
○ Lesson 4: Revision	39

1 Unit One

Welcome

Bader



Reem



Name: Date:

Unit 1 Lesson 1

1 Listen to the story.

Hello



Hello. I am Bader.
This is my snack.
I am happy.



Hello. I am Hamad.
Oh! No! Where is my snack?
I am sad.



Boys! Let's share our snacks.



I am happy now.

Name:

Date:

Unit 1 Lesson 1

2 Cut, glue and retell.

1




2



3



4




Name: Date:

Unit 1 Lesson 2

1 Trace, draw and say. 



I am happy.



I am sad.



Name:

Date:

Unit 1 Lesson 2

2 Trace and say.



h a p p y



s a d

Name: Date:

Unit 1 Lesson 3

1 Use the play dough to follow the lines.
Say: happy - sad- hello - goodbye



Name: Date:

Unit 1 Lesson 4

1 Stick your photo and say.



Hello!

I am Bader.

I am happy.

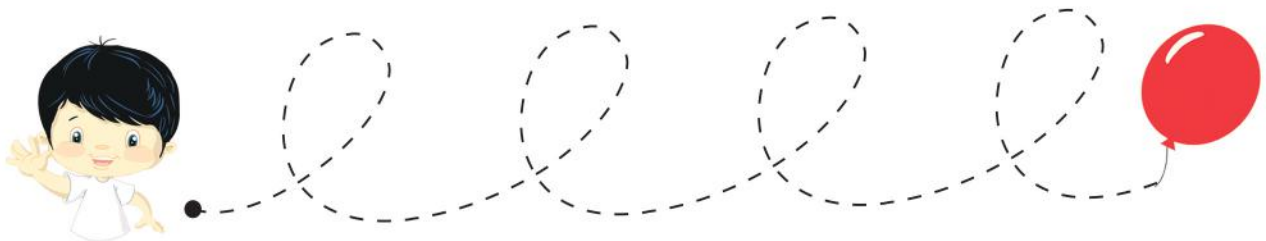
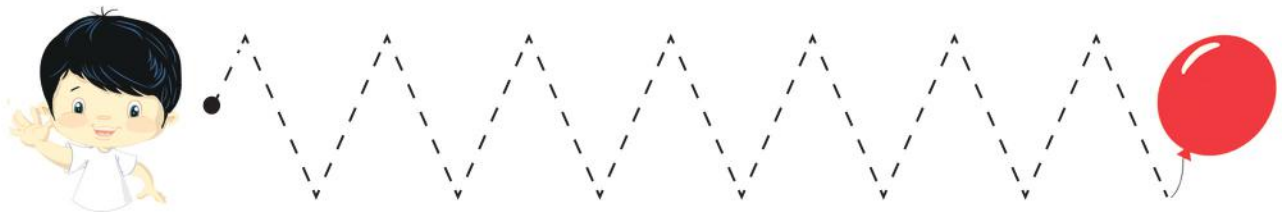
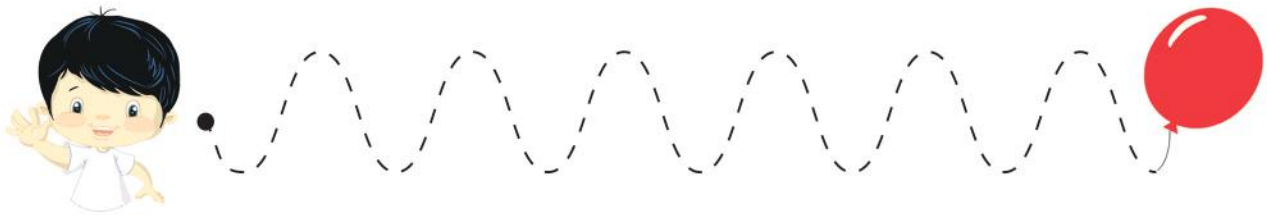



Name:

Date:

Unit 1 Lesson 4

2 Trace the lines.



2 Unit Two

My KG



Name: Date:

Unit 2 Lesson 1

1 Listen to the story.

My KG




Hello, I am Reem.
I am in KG 2.



Look! This is my classroom.
This is my teacher.



This is the door and this is a
chair.



How are you, Reem?
I am fine, thank you.

Name:

Date:

Unit 2 Lesson 1

2 Cut, glue and retell.

1



2



3



4



Name: Date:

Unit 2 Lesson 2

1 Listen and say.

How are you, Bader?

I am fine, thank you.



Name:

Date:

Unit 2 Lesson 2

2 Listen and say.




classroom



teacher



chair



door

Name: Date:

Unit 2 Lesson 3

1 Listen and say.

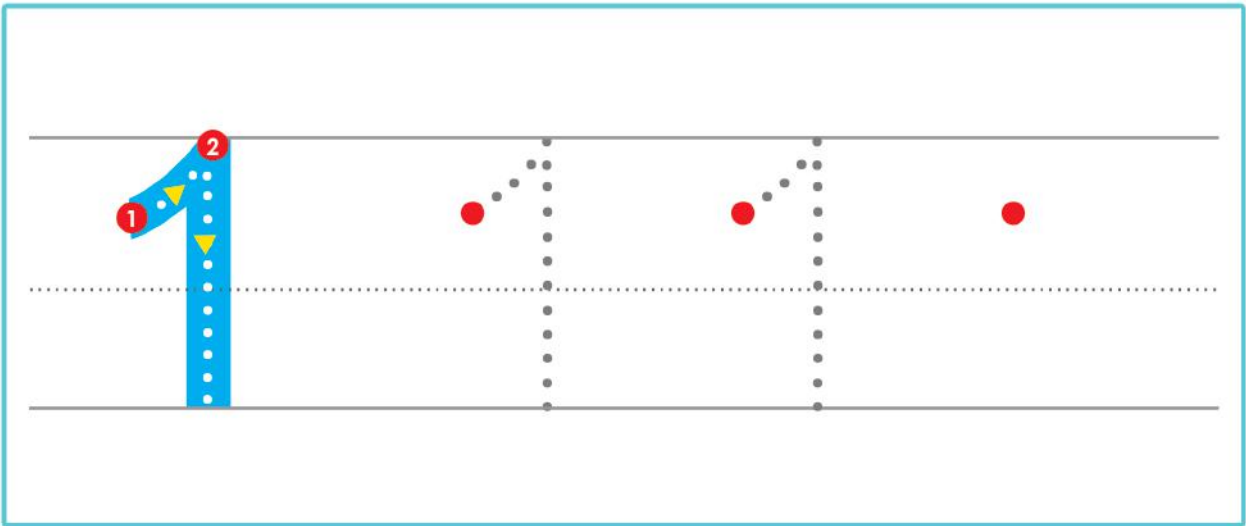
1



Name: Date:

Unit 2 Lesson 3

2 Trace, write and say.



3 Count, colour and say.




Name: Date:

Unit 2 Lesson 3

4 Trace and say.



How are
you?



I am fine,
thank you.

Unit 2 Lesson 4

1 Circle the odd one out.

1



door



chair



happy

2



hello



classroom



chair

3



sad



door



teacher

3 Unit Three

My Classroom



Name:

Date:

Unit 3 Lesson 1

1 Listen to the story.

Bader's Bag



Hello, Bader! What is this?



It is my bag.



It is a pencil.





It is a book.

Name: Date:

Unit 3 Lesson 1

2 Listen and (✓).


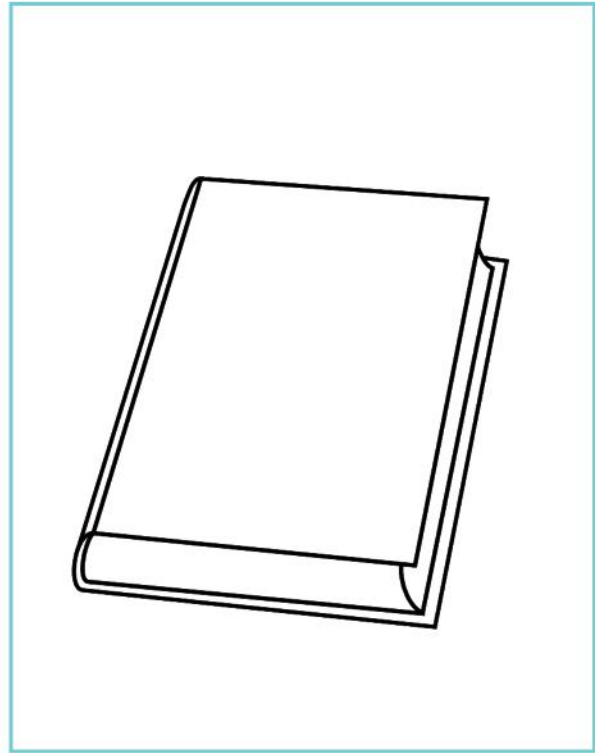



Name:

Date:

Unit 3 Lesson 2

1 Colour and say: **It is a ...**



Name:

Date:

Unit **3** Lesson 2

2 Listen and say.

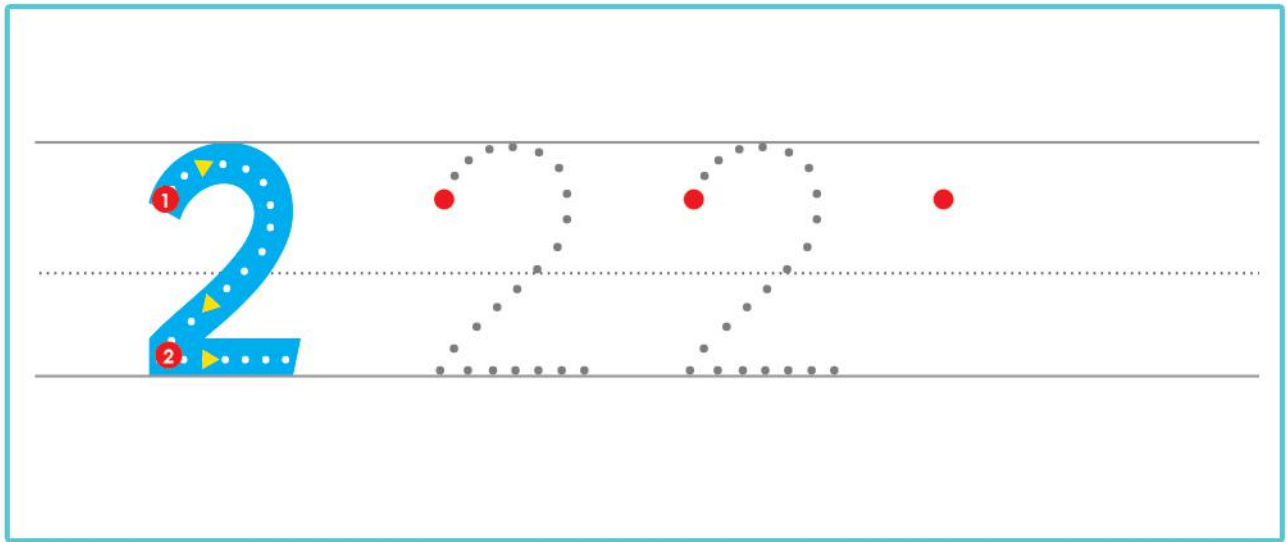
2




Name: Date:

Unit 3 Lesson 2

3 Trace, write and say.



4 Count and colour.



Name:

Date:

Unit 3 Lesson 3

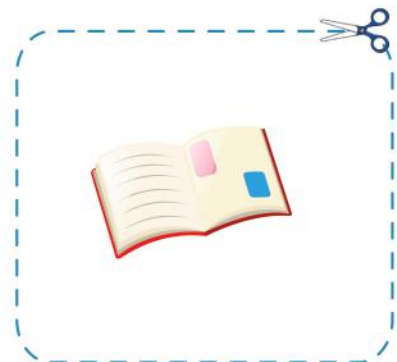
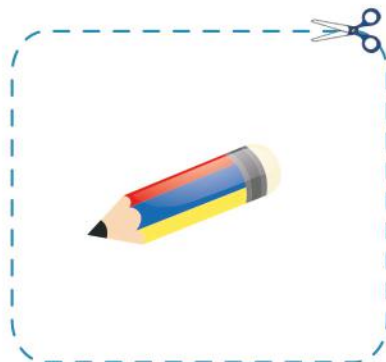

1 Trace and say.



Name: Date:

Unit 3 Lesson 4

1 Cut, glue and say: **It is a...**





Name:

Date:

Unit 3 Lesson 4

2 Match and say.



4 Unit Four

○ My Health



Name:

Date:

Unit 4 Lesson 1

1 Listen to the story.

I like ...



We need to buy some food.



What do you like?

I like fish.



I like bananas and apples.




I like milk. Let's buy some.

Name:

Date:

Unit 4 Lesson 1


2 Colour and say.




apples



milk



bananas



fish

Name:

Date:

Unit 4 Lesson 2

1 Listen and say: **I like ...**



I like **milk**.




I like **fish**.



Name: Date:

Unit 4 Lesson 2

2 Cut, glue and say.



Name:

Date:

Unit 4 Lesson 3

1 Listen and say.

A a



apples



ambulance



arrow



ant

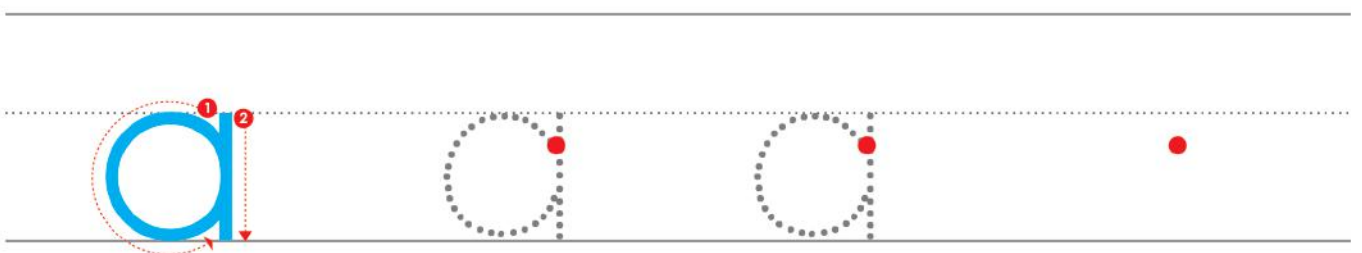
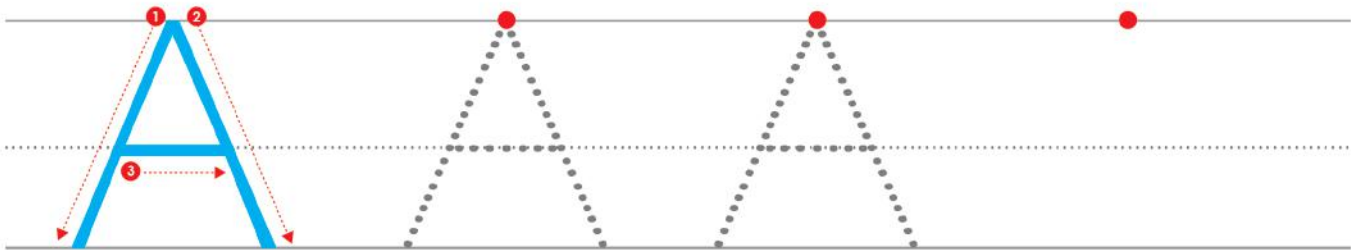
Name: Date:

Unit 4 Lesson 3

2 Trace and say.



3 Trace, write and say.




Name:

Date:

Unit 4 Lesson 3

4 Cut, glue and say.

Aa



A

a

a

A

a

A

Name:

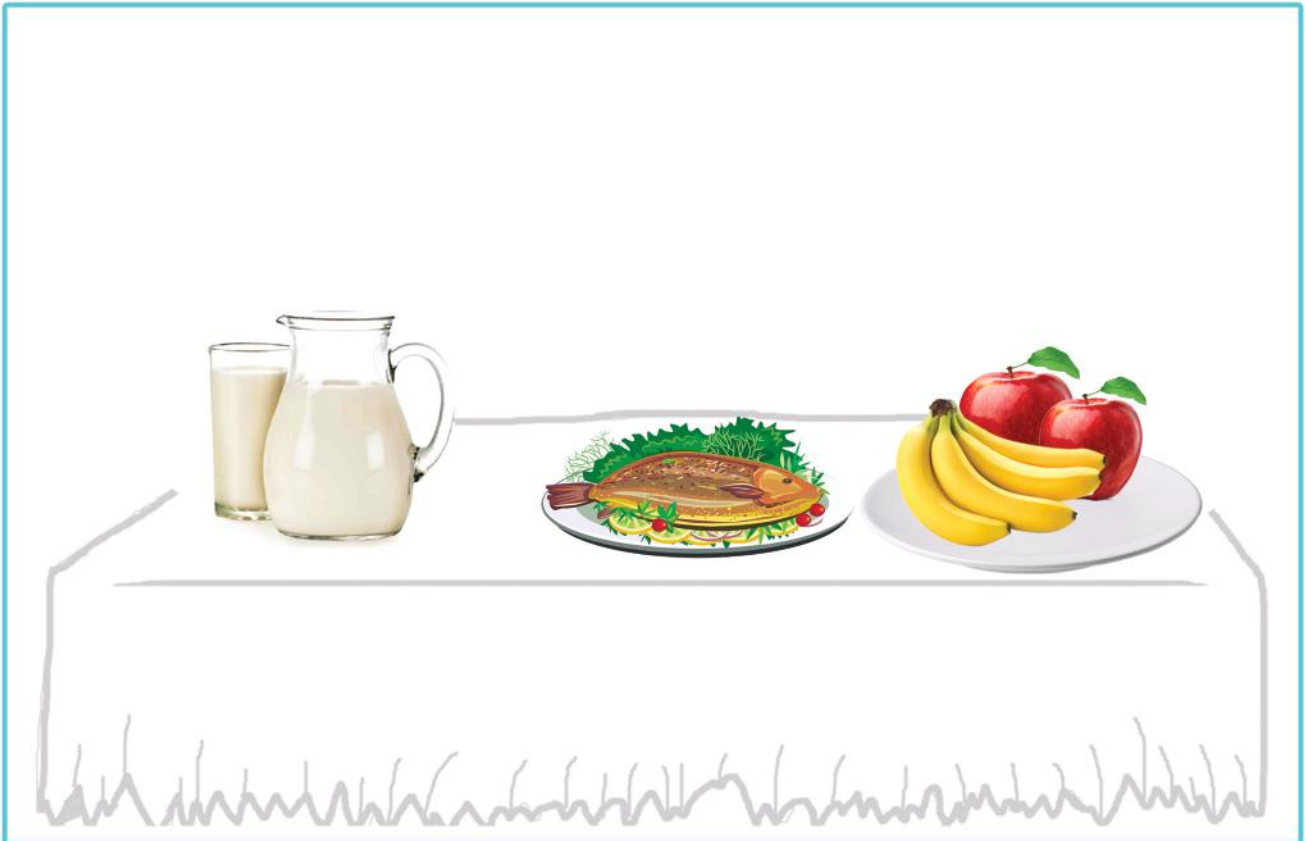
Date:

Unit 4 Lesson 4

1 Listen and say.



2 Listen and circle.



Name:

Date:

Unit 4 Lesson 4

3 Count, colour and say.

1



2



Assessment Page for KG 2 Module 1

Name: Class:

Teacher: Date:

Language Development Skills		levels		
		Mastered at the expected level 2	Part of skill is masters 1	Never 0
1	Can exchange simple greetings with the teacher and classmates.			
2	Can respond to simple language used in classroom routines.			
3	Can distinguish between image and print.			
4	Can point to the title of an English book/ story correctly.			
5	Can sing songs and rhyme chants in chorus.			
6	Can use the structure : How are you? I am fine. Thank you.			
7	Can say own name correctly.			
8	Can sight words: man-fan-pan correctly.			
9	Can respond to very simple short one- step instructions.			
10	Can respond to very simple comprehension questions.			
11	Can name familiar objects by using the vocabulary taught.			
12	Can track the lesson vocabulary from left to right correctly.			
13	Can copy first name correctly.			
14	Can say numbers 1-10 and count up to 5 objects correctly.			
15	Can copy number 1 correctly.			
16	Can copy number 2 correctly.			
17	Can recognize the Letters "Aa" correctly.			
18	Can copy the Letters "Aa" correctly.			