

Mary Bowen Liz Hocking

English World



Workbook



MACMILLAN

el oso band

Mary Bowen Liz Hocking

English World



Workbook

1



MACMILLAN

Words

Read and circle.



dog

cat

2



boat

van

4



teddy

car



doll


car

2 Read and colour.

It is a teddy.
It is pink.



It is a boat.
It is orange.

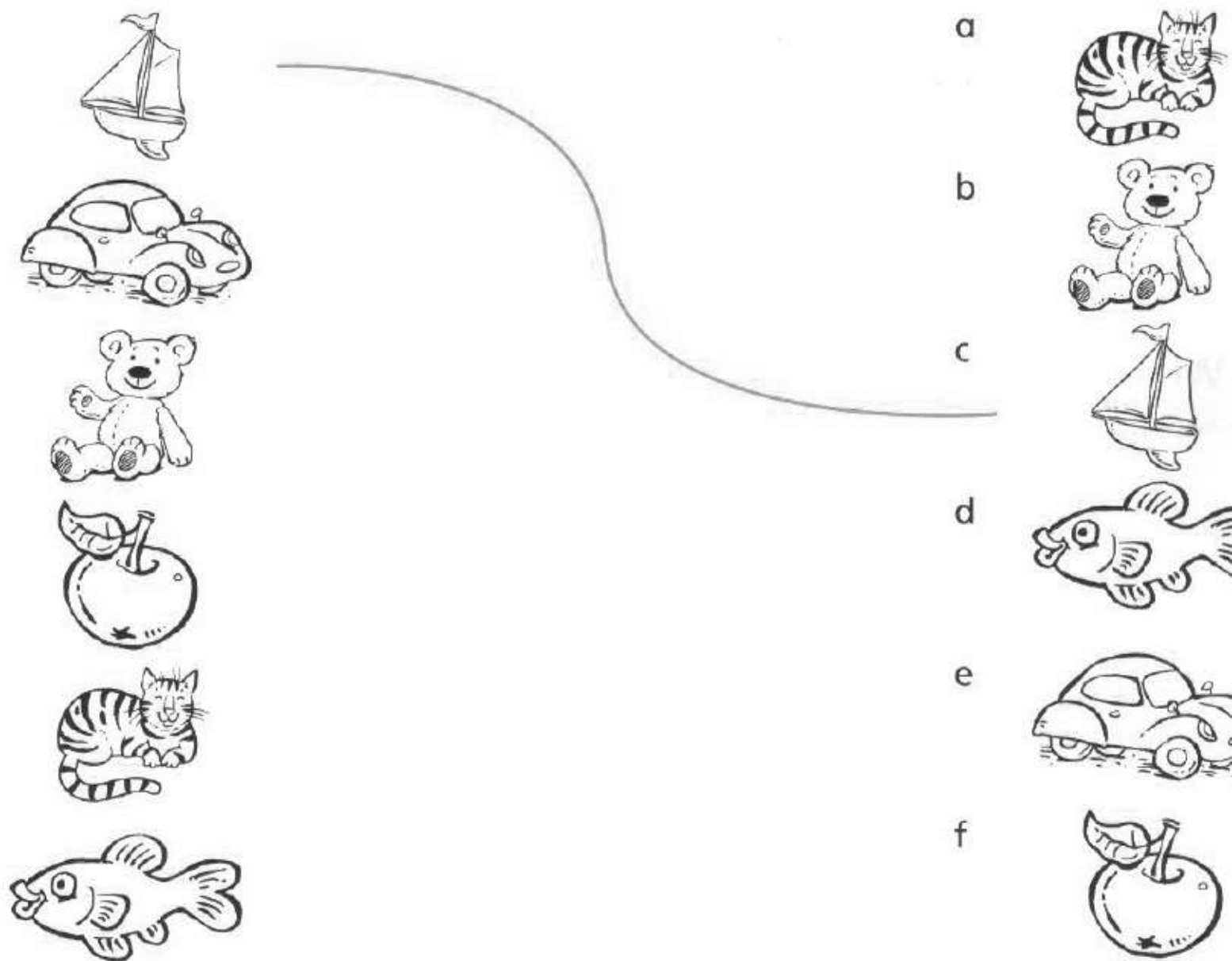


It is a car.
It is purple.




Learning to learn

Match.




Match.




Grammar

1 Look!



Remember!




2 Write and colour.



It is _____ a boat.
It is _____ green.



_____ a teddy.
_____ orange.



_____ a car.
_____ red.

3 Write and circle.

1 Is it _____ a doll?



Yes No

2 _____ a cat?



Yes No

3 _____ a ball?



Yes No

4 _____ a boat?



Yes No

Grammar in conversation


1 Look and read.



Hello.

My name is Dan.

2 Now you! Draw and write.



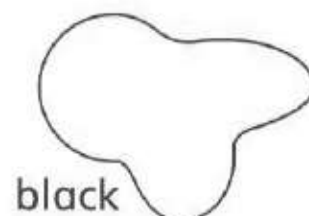

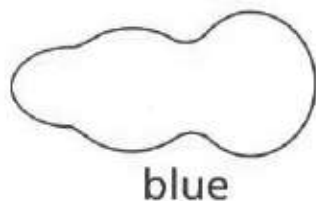
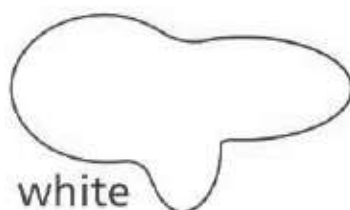
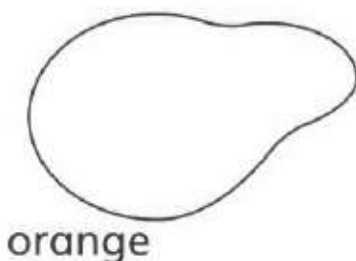
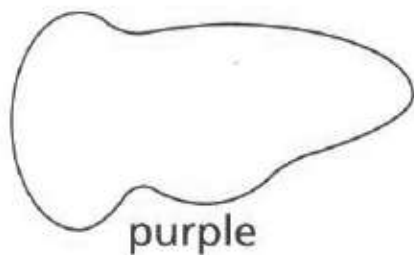

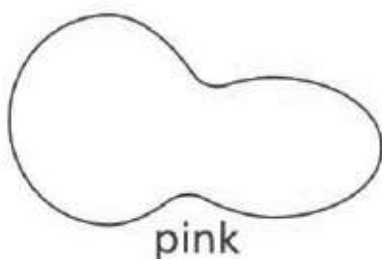
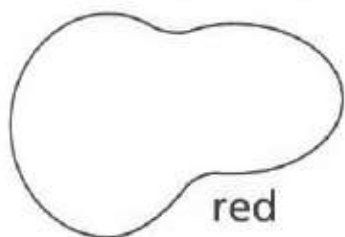
Hi.

My name is Lily.

My name is

Reading comprehension

1 Read and colour.



2 Read. Write the letters.

1 It is a doll.



2 It is a game.

3 It is a train.

4 It is a computer.

5 It is a ball.

C



Writing skills



Remember!

It is a teddy.


a capital letter

a full stop




1 Circle the capital letters.

- 1 It is a boat.
- 2 It is blue.
- 3 The car is red.




2 Circle the full stops.

- 1 It is a van.
- 2 The van is green .
- 3 It is big .



3 Write the capital letters and full stops.



__t is a train__

__t is blue and yellow__

4 Colour the pictures.


Phonics

1 Say the sounds.

c h m

2 Write the words. Say the words.


c a t cat



h a t _____





m a t _____



3 Write the words. Read the words.







4 Say the sounds.

f m v

5 Write the words. Say the words.

f a n fan



m a n _____



v a n _____



6 Write the words. Read the words.







Composition practice

1 Read.

teddy

train

yellow

orange

green


red

2 Colour and write.



It is a _____

It is _____



Check-up 1

1 Write. Then colour.

1 is car. a It

It is a car.

blue. is It

It is blue.



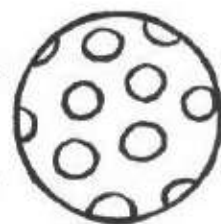
2 boat. It a is

is red. It



3 ball. It a is

pink. is It



2 Write questions. Write Yes or No.

1 Is it a van?



Yes.


2 a cat?



3 a doll?



4 a train?



5 a computer?



3 Look and read.



Hi!

My name is Ben.

Look! It is a train.

It is black.

Hello!

My name is Anna.

Look! It is a teddy.

It is white.



4 Draw, colour and write. Choose.

car
boat


doll
ball

cat
van

red
green

yellow
pink

blue
orange



My name

Look!

2 Words

1 Read and match.

Mum

Dad


bag

book


pencil



2 Find the words.




3 Write.





Learning to learn

1 Match.



2 Match.



Grammar


1 Colour the right answer.



Is it a book?

Yes, it is.

No, it isn't.



Is it a rabbit?

Yes, it is.

No, it isn't.



Is it a pencil?

Yes, it is.

No, it isn't.



Is it a kitten?

Yes, it is.

No, it isn't.

2 Look!



Remember!

It's = It is

It isn't = It is not


3 Write.

1 Is it a teddy?



No. It is not a teddy. It is a bag.

2 Is it a book?



_____ a book. _____ a box.

3 Is it a pen?



_____ a pen. _____ a pencil.

4 Is it a car?

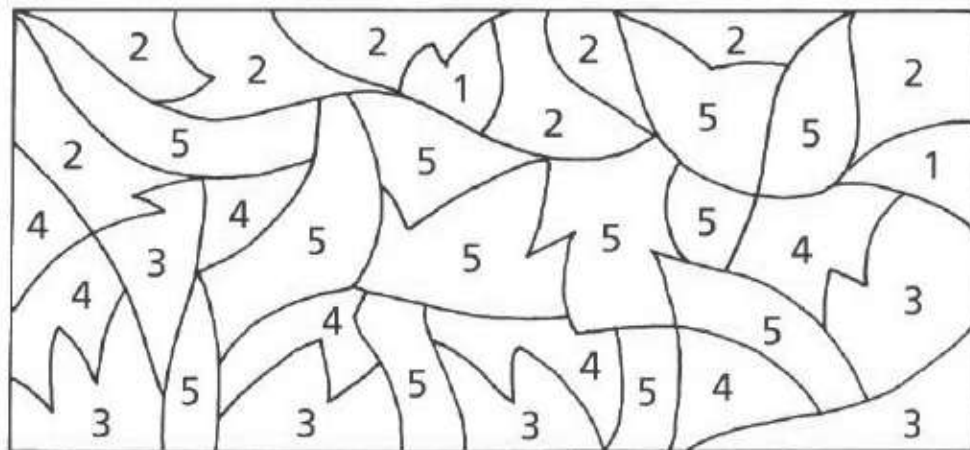


_____ a car. _____ a van.

Grammar in conversation

1 Colour and write.

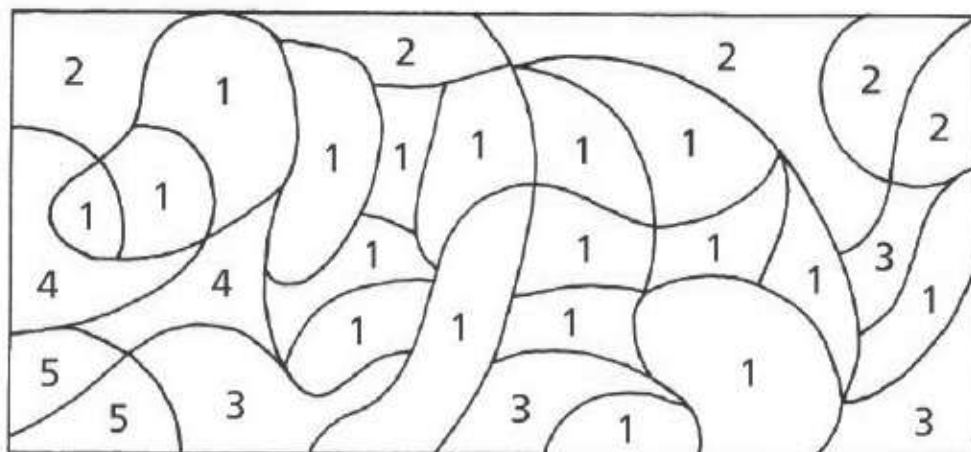
1 = red 2 = blue 3 = green
4 = yellow 5 = black



What is it?



It's a _____



What is it?

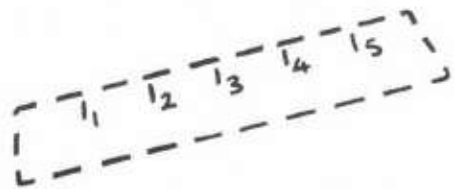


It's a _____



Reading comprehension

Read and tick the correct answer. Draw and colour.

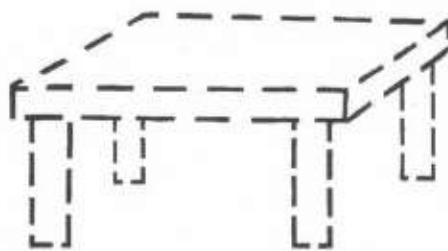


It is a rubber. ☐

It is a ruler. ☐

It is orange.


2



It is a desk. ☐

It is a bag. ☐

It is green.



It is a book. ☐

It is a pencil. ☐

It is pink.


4



It is a pen. ☐

It is a ball. ☐

It is red.



It is a rubber. ☐

It is a pencil. ☐

It is white.

6



It is a teddy. ☐

It is a chair. ☐

It is blue.

Phonics

1 Say the sounds.

p h t

2 Write the words. Say the words.

p en pen



h en _____

t en _____

10



3 Write the words. Read the words.



10

4 Say the sounds.

r b

5 Write the words. Say the words.

r ed red



b ed _____



6 Write the words. Read the words.



Writing skills


Look!



What is it?

a capital letter

a question mark



1 Circle the capital letters.

1 What is it?

2 Is it a rubber?

3 Is it a book?

2 Circle the question marks.

1 Is it a crayon?

2 Is it purple?

3 Is it black?



3 Write the capital letters and the question marks.

1 __hat is it__

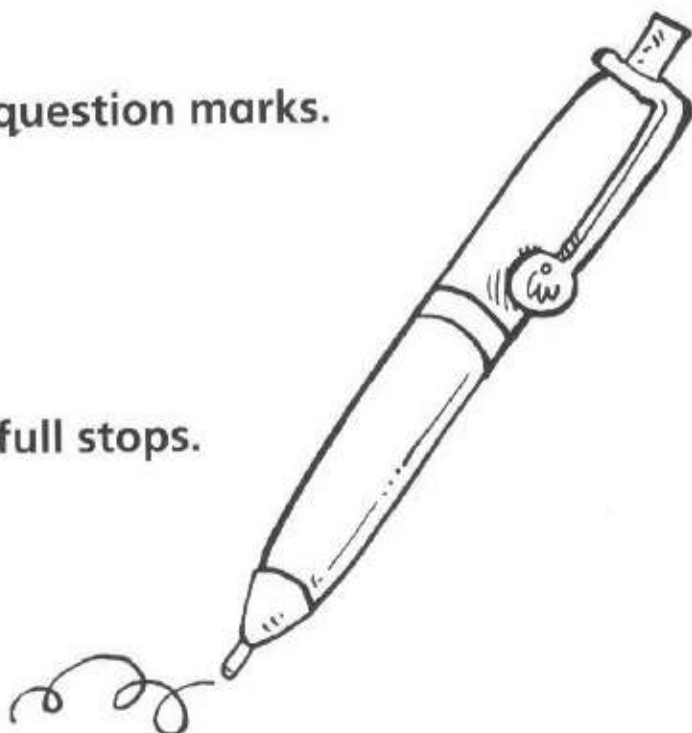
2 __s it a pen__

3 __s it white__

4 Write the capital letters and the full stops.







1 __t is a pen__

2 __t is white__


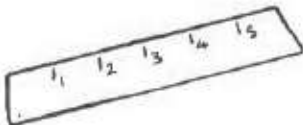





Check-up 2

1 Circle the right answer.

- | | | | | |
|---|--|-----------------|--------------------|---------------|
| 1 |  | Is it a pencil? | <u>Yes, it is.</u> | No, it isn't. |
| 2 |  | Is it a ruler? | Yes, it is. | No, it isn't. |
| 3 |  | Is it a bag? | Yes, it is. | No, it isn't. |
| 4 |  | Is it a desk? | Yes, it is. | No, it isn't. |
| 5 |  | Is it a rubber? | Yes, it is. | No, it isn't. |
| 6 |  | Is it a chair? | Yes, it is. | No, it isn't. |


2 Write.

- | | | | |
|---|-----------------|---|---|
| 1 | Is it a pencil? |  | <u>No. It is not a pencil.</u>
<u>It is a pen.</u> |
| 2 | Is it a rubber? |  | |
| 3 | Is it a desk? |  | |
| 4 | Is it a van? |  | |
| 5 | Is it a box? |  | |

3 Look and read.




What is it?
Is it a kitten?
No. It is not a kitten.
Look! It is a rabbit.
It is white.



4 Look and write.



What _____
_____ a dog?
No. _____
Look! _____



3 Words

1 Read and colour.




a yellow taxi



a blue lorry



an orange umbrella



a pink bike

2 Add the letters.

t r x n b v y c t l

1



b o a t

2




__ a __ i

3



__ a __

4



__ o r r __


5



__ a __


3 Finish the words.

Grand _____ and Grand _____



Learning to learn

1 Find the same picture. Circle it.



2 Find the same letter. Circle it.

1 g

2 l

3 e

4 h

5 m

y p g q

t l f i

a o c e

h d b k

n w v m

Grammar

1 Write *a* or *an*.



_____ apple



_____ train



_____ egg



_____ umbrella



_____ doll



_____ book



_____ orange



_____ rabbit




_____ insect

2 Write.

1 red a It lorry. is

It is a red lorry.



2 It black is a taxi.



3 cat. is an It orange





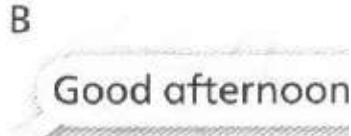


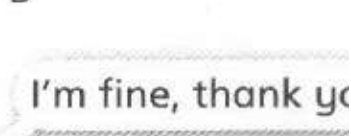





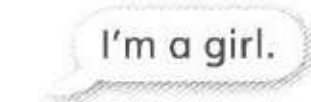
4 purple a bag. is It



3 Read and colour.

Grammar in conversation

1 Read and choose A or B.

1	 Good morning.	A  Good morning.	B  Good afternoon
2	 How are you?	A  I'm Billy.	B  I'm fine, thank you
3	 Good afternoon.	A  Good morning.	B  Good afternoon
4	 How are you?	A  I'm very well.	B  I'm a girl.

2 Complete the conversation.

fine thank Good very How you



Good afternoon, Bobby.



_____ afternoon, Mr Green.



_____ are you?



I'm _____, thank you.

And _____?



I'm _____ well, _____ you.

Reading comprehension

1 Draw lines to match.


1



2



3



It is fast.

It is slow.

4



5



6



2 Read and colour.

1 The plane is yellow.



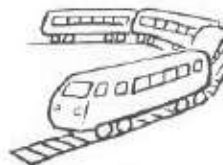
2 The lorry is brown.



3 The boat is blue.




4 The ship is grey.



5 The motorbike is red.



6 The van is green.



Phonics

1 Say the sounds.

b

p

t

2 Write the words. Say the words.

b		bin
p		
t		



3 Write the words. Read the words.



4 Say the sounds.

f

w

5 Write the words. Say the words.

f		
w		



6 Write the words. Read the words.



Writing skills

Remember!



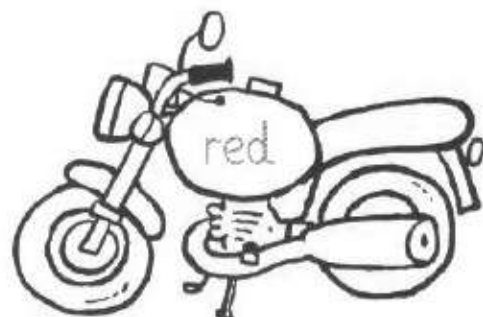

It is a grey plane.



1 Find the colour words. Circle.

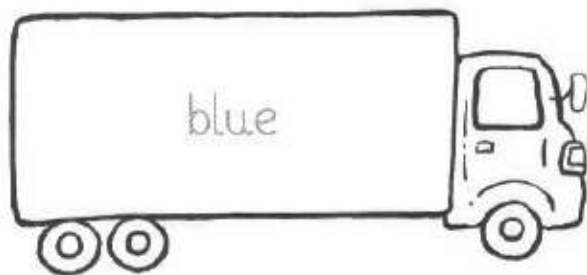
- 1 It is a red bike.
- 2 Is it a green boat?
- 3 It is not a black lorry.
- 4 It is a blue taxi.

2 Colour and write.



1 It is a _____ van.

2 It is a _____ motorbike.



3 It is a _____. 4 It is a _____.

Composition practice

1 Read and colour.

Colour the taxi yellow.

Colour the lorry red.

2 Choose and write.

big small


fast slow



It is a _____


It is _____

It is _____



Check-up 3

1 Write *a* or *an*.



_____ lorry



_____ umbrella



_____ chair



_____ ship



_____ apple



_____ egg



_____ insect



_____ plane




_____ orange

2 Write sentences with the words in the boxes.


big small fast slow

car bike motorbike lorry



It is a fast motorbike.







3 Look at the pictures.



4 Complete the conversation with the words in the box.

black Hello Is it An well
How not It is Good



Listen! _____ a car?



It is _____ a car.

_____ a _____ taxi.



Look! _____ umbrella.



_____, Grandma!



_____ morning!



_____ are you, Grandma?



I'm very _____, thank you.

4 Words

1 Read and tick ✓.

1



She is a princess. ☐

She is a clown. ☐


2



He is a boy. ☐

He is a clown. ☐

3



It is a balloon. ☐

It is a ball. ☐

4



He is happy. ☐

He is sad. ☐


5



She is happy. ☐

She is sad. ☐

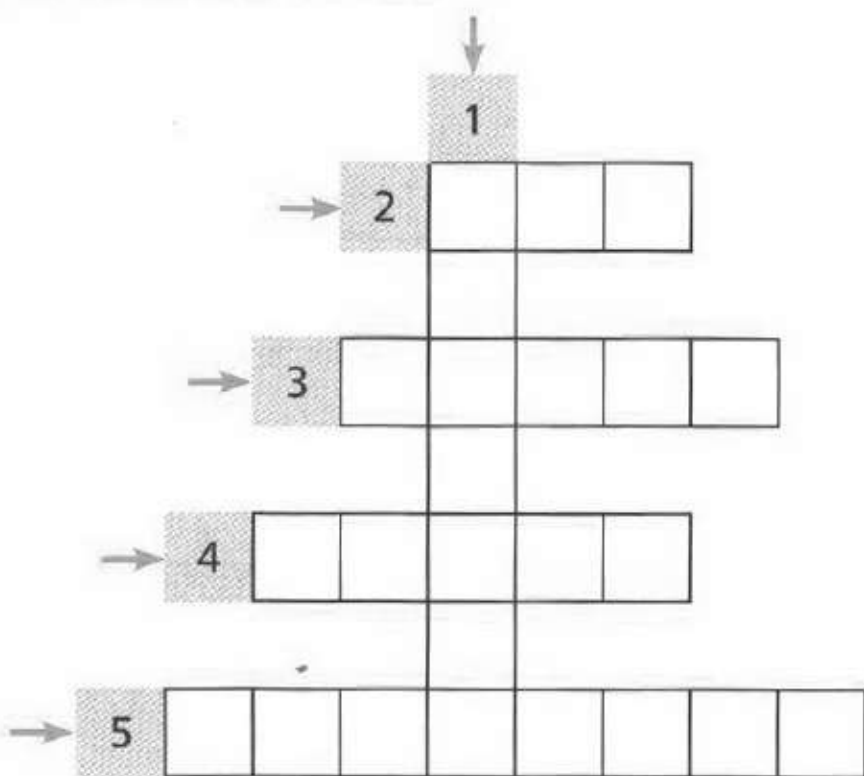
6



It is black. ☐

It is pretty. ☐

2 Find the words.



1



2



3



4

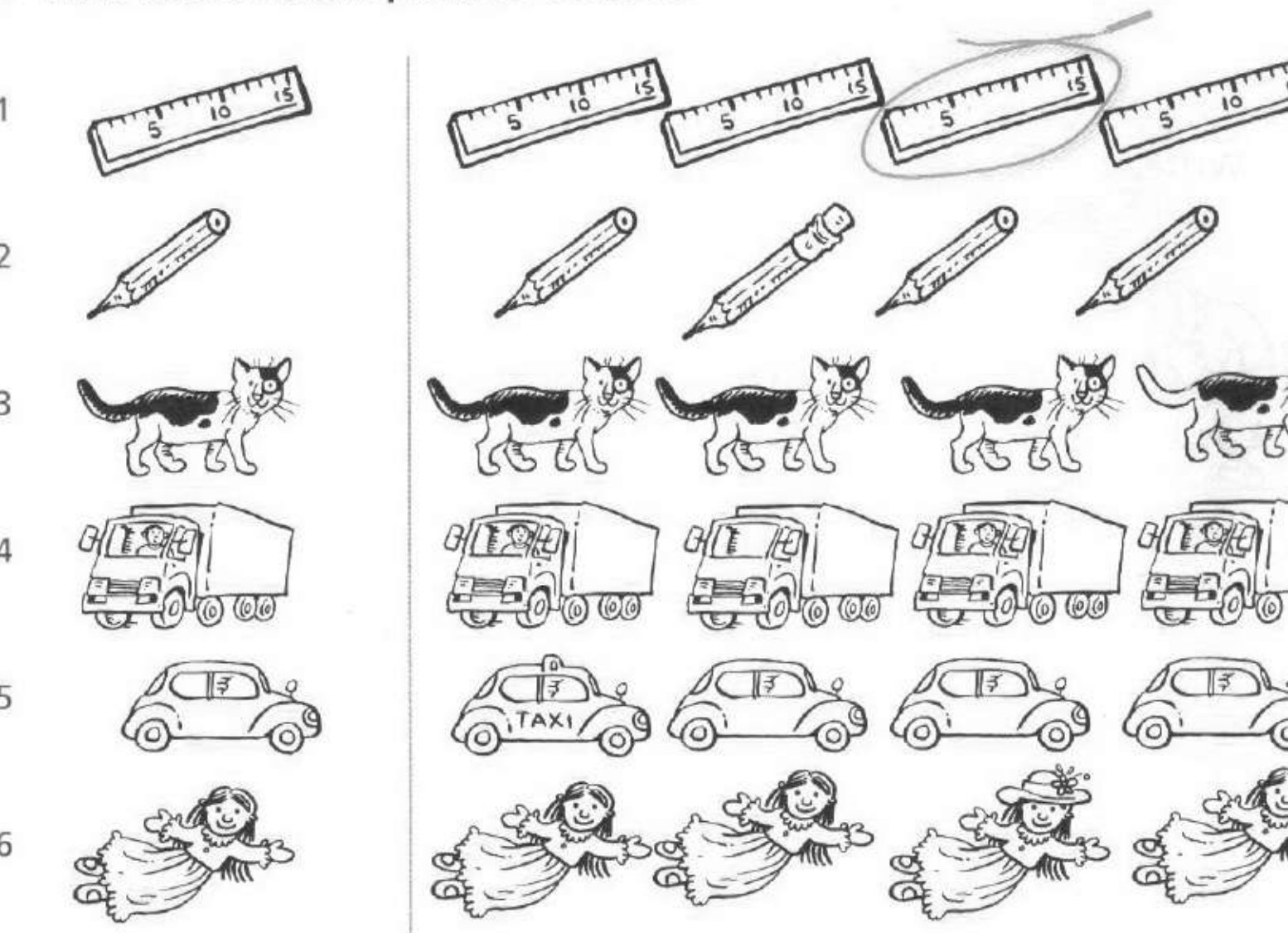


5



Learning to learn

1 Find the different picture. Circle it.



2 Find the different letter. Circle it.

1	d	d	a	d
2	g	g	y	g
3	n	n	n	h
4	i	j	i	i
5	p	p	q	p

Grammar

1 Look!

Remember!

He's = He is
She's = She is



2 Write.

1



happy
sad

He is

She is

2



big
small

3



fast
slow

3 Look!

Remember!

He isn't = He is not
She isn't = She is not



4 Write.

1



2



Lily She is not Lily.

Dan

3



4



Biffo

Mum

Grammar in conversation

Write the words.

small

slow

big

fast

I'm _____.



2

I'm _____.



I'm _____.



4

I'm _____.



Look and read.




Hello. _____

I am Biffo. _____


I am sad. _____

Draw and write.



Reading comprehension

1 Look at the picture.



2 Read. Write the letters.

1 She is not fat.

She is pretty.

☐

3 He is short.

He is not thin.

☐

5 It is not new.

It is big.

☐

2 It is not big.

It is small.

☐

4 She is not small.

She is sad.

☐

6 He is not small.

He is happy.

☐

3 Read. Colour the picture.

The small car is red. The old car is blue.

The sad clown is green. The pretty clown is purple.

The big clown is orange. The fat clown is yellow.

Phonics

1 Say the sounds.

d

f

l

2 Write the words. Say the words.

d	→	og	→	dog
f				
l				



3 Write the words. Read the words.



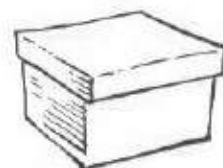
4 Say the sounds.

b

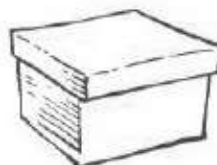
f

5 Write the words. Say the words.

b	→	ox	→	box
f				



6 Write the words. Read the words.



Writing skills

Remember!



My name is Ned.



1 Underline the names. Circle the capital letters.

- 1 My name is Jimbo.
- 2 Pat is a fat kitten.
- 3 Hello, Lily. How are you?
- 4 Look at Ned! Ned is a snake.
- 5 Biffo is happy.
- 6 Look, Dan! It's a rabbit.



2 Write the names.



3 Draw and write the names.

Me



My friend



Composition practice

1 Read.

I am small.

big small


I'm white and black.

I am a kitten.

kitten rabbit

My name is Jack.

j J



2 Read and write.

I am _____.

new old

I am _____.

fat pretty

I'm pink and blue.

My name is __itty.

k K



I'm brown and grey.

I'm very _____.


long funny

I am a _____.

cat rabbit

My name is __unny.

b B




3 Colour the pictures.

4 Listen and say.



Check-up 4


1 Write *He is*, *She is* or *I am*.

1 
_____ happy.


3 _____ funny.



5 
_____ sad.

2 
_____ a prince

4 
_____ small.

6 
_____ pretty.

2 Make questions with *Is he ...?* or *Is she ...?*

1  Is he happy? No. He is not happy.

2  _____ sad?

3  _____ a clown?

4  _____ Dan?

5  _____ Lily?

Look and read.



He is Dan.
He is a boy.
He is happy.



She is Lily.
She is a girl.
She is sad.

Write. Use the words in the box.

a princess a clown pretty funny Biffo Bella



5 Words

1 Read and match.


one

two

three

four

five



six


seven

eight

nine

ten


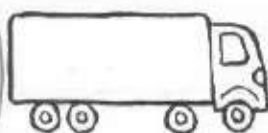
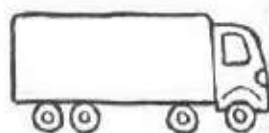

2 Look, read and colour.



Pink ice creams,
Purple lollipops,
Yellow cakes and green cakes, too.
And sweets! Red sweets, blue sweets, orange sweets.
Sweets for me and sweets for you!

Learning to learn

1 Find the same picture. Circle it.



2 Find the same letter. Circle it.

b

d

b

d

d

p

g

g

p

g

n

u

n

u

u

q

p

p

p

q

f

f

t

t

t

Grammar

1 Write.


1



one cat

two cats

2



3



4



5



6



2 Write *There is* or *There are*.

1 How many sweets are there?



eight sweets.

2 How many cakes are there?



one cake.

3 How many bananas are there?



four bananas.


4 How many lollipops are there?



nine lollipops.

Grammar in conversation

Look and answer the questions.



How many books are there?

How many apples are there?

How many pens are there?

How many dolls are there?

2 Complete the conversation.

Yes two cakes you four



How many _____ are there?



There are _____ cakes.



Yum! Two for me and _____

for you.



_____. Here you are.




Thank _____.



Yum!

Reading comprehension



1 Read. Colour the picture.

Look at Grandpa's shop.

There is one big melon. It is green.

There are eight yellow lemons.

There is one carrot. It is long and thin. It is orange.

There are six red apples. There are ten yellow bananas.

2 Answer the questions.

1 What colour is the melon?

2 How many lemons are there?

3 Is there one carrot?

4 What colour is the carrot?

5 How many apples are there?

Phonics

1 Say the sounds.

b

j

m

2 Write the words. Say the words.

b	→	ug	→	bug
j	→		→	
m	→		→	



3 Write the words. Read the words.



4 Say the sounds.

s


n

b

5 Write the letters. Say the words.



_us



_un



_ut

6 Write the words. Read the words.



Writing skills



Remember!

What is it?

a question



It is a banana

a statement

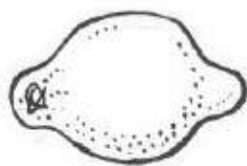
1 Read the sentences. Underline the questions. Circle the statements.



Is it a melon? It is big.



It is thin. Is it a carrot?



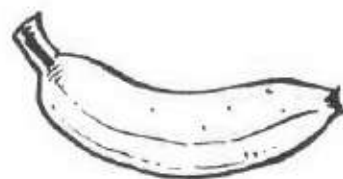
Is it a lemon? Is it yellow?



Is it a grape? It is purple.



It is small. It is a pea.

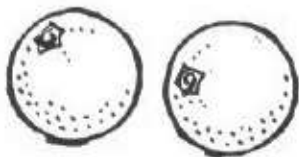


It is long. Is it a banana?

Check-up 5

1 Write.

1



two oranges

2




3



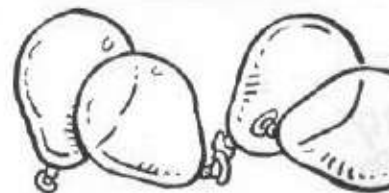
4



5



6



2 Count and answer the questions.



1 How many cars are there?

There are four cars.

2 How many boys are there?

3 How many girls are there?

4 How many dogs are there?

5 How many cats are there?

6 How many bikes are there?

3 Read and colour.

The melon is green. The apple is red.

The oranges are orange. The bananas are yellow.

The grapes are purple.



4 Think about these questions.

- 1 How many oranges are there?
- 2 How many bananas are there?
- 3 How many grapes are there?
- 4 How many apples are there? What colour is it?
- 5 How many melons are there? What colour is it?

5 Write about the picture.

6 Words

1 Read and write the letter.

A



B



C



D



E



F



G



H



1 It is a tree.

3 It is a frog.

5 They are trees.

7 They are presents.

2 It is a fish.

4 It is a flower.


6 They are birds.

8 They are cards.

2 Add the letters.

p t d c b g
t l f c d

1



c at

2



fro__

3



__ish

4



f__ower

5



__ree

6



__ar__

7



__ir__

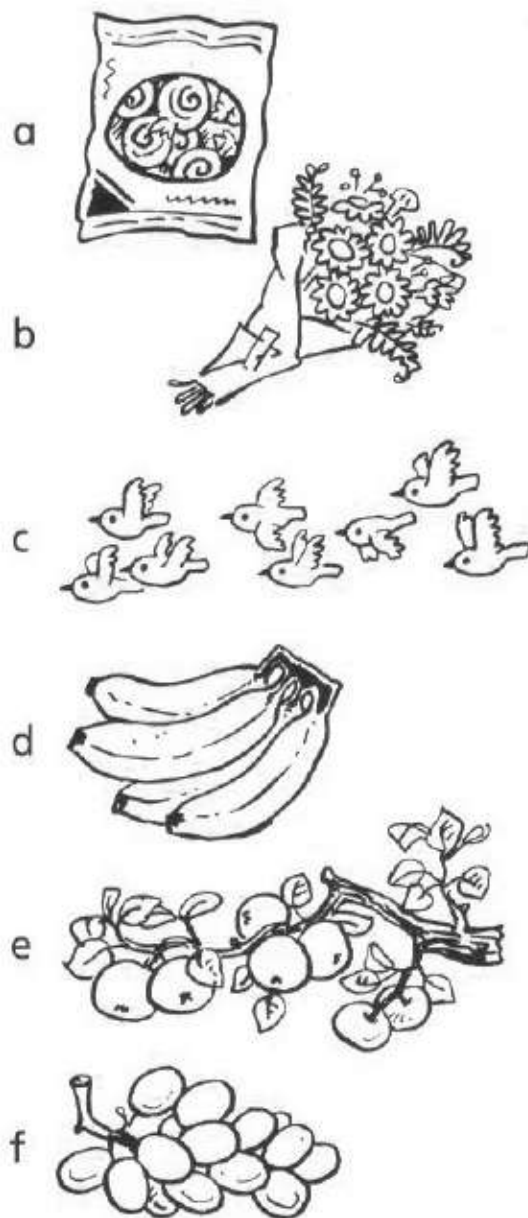

8



__resen

Learning to learn

1 Match.



2 Find the same word. Circle it.

1 man	van	<u>man</u>	mat	nut
2 pen	pencil	pin	hen	pen
3 car	cat	hat	car	card
4 doll	ball	dog	boy	doll
5 bird	book	bird	bike	bag
6 ship	fish	shop	ship	six

Grammar

1 Look!

Remember!

They're = They are



2 Write.

trees

peppers

grapes

frogs


flowers

1



They are grapes.

2



3



4



5



3 Look!

We're = We are

Rememb



4 Write.

1



We're funny.

We are funny.

2



We're _____.


3



We're _____.

Grammar in conversation

Look and write.



How old is he?



He is eight.

How old is she?



How old are they?



How old are they?



Look and read.



I am Tommy.
I am nine.



Jack is my friend.
He is eight.



Now you! Draw and write.

Me

My friend

Reading comprehension

1 Look at the pictures. Read and write the letter.



1 There are nine birds.

They are black.

There are five noisy frogs.

☐

2 There are three clouds.

They are grey.

There are four small birds.

☐

3 There is one big fish.

There are seven flowers.

They are pretty.

☐

4 There are three trees.

They are big.

There are two quiet frogs.

☐

2 Look at the picture. Answer the questions.



1 How many small flowers are there?

2 How many big trees are there?

3 How many birds are there?

Phonics

1 Say the sounds.



sh i p



sh o p



sh e ll

2 Write *sh*. Write the words.

sh i p
ship

 o p

 e ll

3 Complete the sentences.

It is a big .



It is a small .



They are in a .



4 Say the sounds.



f i sh



d i sh

5 Write *sh*. Write the words.

fi sh

di

6 Complete the sentences.

The is on the .



Writing skills



Remember!

~~There are flowers four.~~

There are four flowers. ✓



1 Finish the sentences. Read the sentences.

black

fast

funny

happy

five

grey

1



She is happy.

2



It is _____.

3




He is _____.

4



There are _____ flower

5



They are _____ birds.

6



They are _____ rabbits

2 Write the sentences.

1 sky blue. is The

The sky is blue.

2 frogs. two are There

3 are They green.

4 is The big.. fish

5 It is an fish. orange

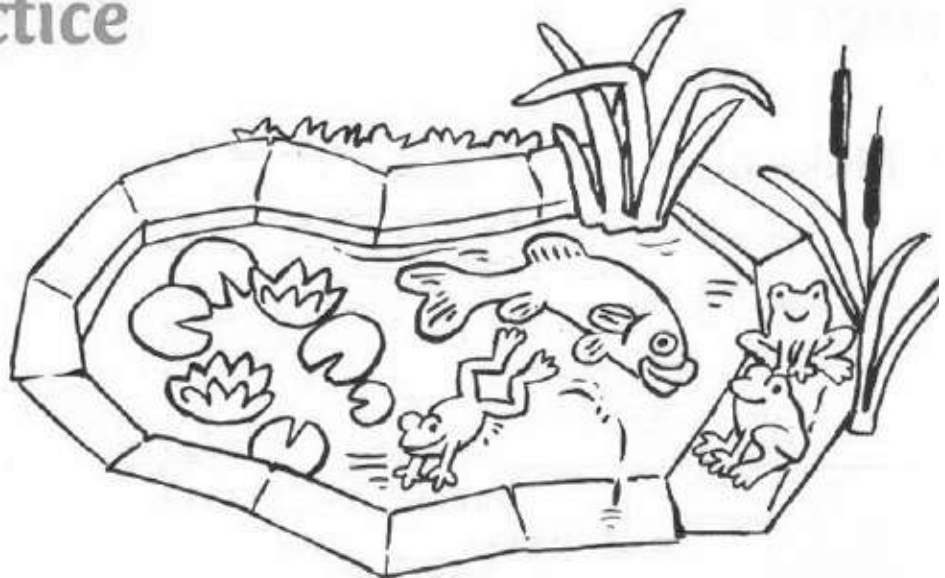
Composition practice

1 Read and colour.

Colour the flowers pink.

Colour the frogs green.

Colour the fish yellow.



Write about the pond.



There are two _____. They are _____.



There are three _____. They are _____.




The _____ is big. It is _____.

2 Read and colour.

Colour the flowers red.

Colour the birds blue.

Colour the mouse grey.



3 Write about the garden.







Check-up 6

1 Make questions. Write the answers.

1 Are they trees?  No. They are not trees.

2 _____ birds? 

3 _____ frogs? 

4 _____ flowers? 

2 Write.

1  They are flowers.


2 


3 

4 

3 Write. Use the words in the box.

fast happy

1  We are _____ 2



4 Look at the picture.



5 Complete the conversation with the words in the box.

eight We are old Happy twins noisy
you They are are they brothers



_____ birthday, Sue.



Thank _____.



How _____ are you?



I am _____.



Hooray! Hooray! Hooray!



Your _____ are very _____.

How old _____?



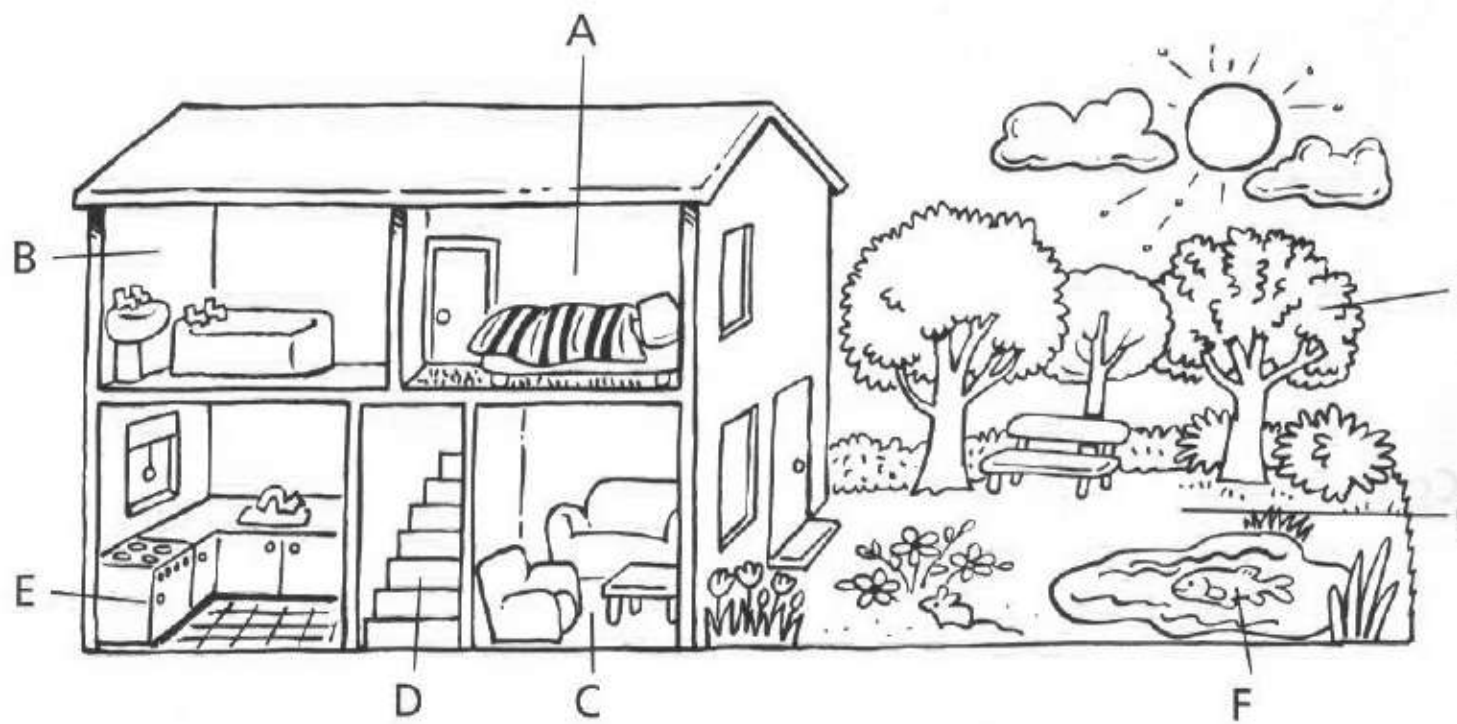
_____ four.



Yes. _____ four. We are _____.


7 Words

1 Look, read and write the letters.



- | | | | | | | | |
|------------|--------------------------------|----------|----------------------|---------------|----------------------|-----------|----------------------|
| 1 garden | <input type="text" value="C"/> | 2 pond | <input type="text"/> | 3 living room | <input type="text"/> | 4 kitchen | <input type="text"/> |
| 5 bathroom | <input type="text"/> | 6 stairs | <input type="text"/> | 7 bedroom | <input type="text"/> | 8 tree | <input type="text"/> |

2 Find the words.



Write the words.

- | | | |
|---------------|---------|---------|
| 1 <u>tree</u> | 2 _____ | 3 _____ |
| 4 _____ | 5 _____ | 6 _____ |
| 7 _____ | 8 _____ | 9 _____ |

Point to the things in the picture.

Learning to learn

What is missing? Match.



a



b



c



d



e



f



What is missing? Write the letters.

s

u

y

p

c

l


k

e

__lane




2 b__s




ca__e



4 d__sk



lorr__



6 stair__



c__own



8 __astle



Grammar

1 Look and write.



garden

living room

kitchen

bathroom

bedroom

1 The girl is in the living room.

2 The boy is _____.

3 The man is _____.

4 The cat is _____.

5 The dog is _____.

2 Complete the sentences.

in on under

1 The bird is _____ the castle.

2 The cat is _____ the bag.

3 The mouse is _____ the chair.

4 The crown is _____ the table.

5 The girl is _____ the umbrella.

6 The rabbit is _____ the box.



Grammar in conversation

Complete the questions with *is* or *are*.

Where _____ the sweets?

Where _____ the castle?

Where _____ the kitchen?

Where _____ the stairs?


Where _____ the flowers?

Where _____ the pond?

Complete the conversations.



Where are the cakes?



Are they on the table?



No. They are not on the table.




Where is my book?



_____ on the desk?



No. _____



Where are the sweets?



_____ in the box?



No. _____



Where is the kitten?




_____ under the bed?



No. _____



Reading comprehension



1 Read. Write *yes* or *no*.

Where are the toys?

- 1 The teddy is in the bedroom. It is under the bed. _____
- 2 The doll is in the kitchen. It is under the table. _____
- 3 The plane is in the sitting room. It is on the sofa. _____
- 4 The ball is in the bathroom. It is on the chair. _____
- 5 The car is in the bedroom. It is in the box. _____

2 Complete the sentences.

- 1 The train is in the _____. It is _____ the table.
- 2 The balloon is in the _____. It is _____ the TV.
- 3 The boat is in the _____. It is _____ the bath.

Phonics

1 Circle *ch*. Say the sound.



chip



chop



chair

2 Write *ch*. Write the words. Read the words.

_____ i p

_____ o p

_____ a i r

chip

3 Complete the sentences. Colour.



1 There is one _____ on the blue _____.

2 There are two _____ under the green _____.

4 Circle *ch*. Say the sounds.

lunch



munch



5 Write *ch*. Write the words. Read the words.

lun _____

mun _____

6 Complete the sentences.

I sit on a _____.

I _____ my _____.



Writing skills



Remember!

Where is the teddy?
It is under the mat.
Where are Joe and Fred?
They are on the sofa.



1 Choose and write.

they he it she

1



Princess Bella _____

2



Lily and Mrs Goody _____

3



Grandma and Grandpa _____

4



a flower _____

5



sweets _____

6



Dan _____

7



a frog _____

2 Read and write the letter.

A



B



C




1 in the bag ☐

2 under the chair ☐

3 on the sofa ☐

Composition practice



Jenny



Fred



Anna



Billy



Joe



Jenny



Fred



Anna



Billy



Joe



the kitten



the balls

Where are Jenny and Fred?

They are

Where

Anna?

Where

Check-up 7


1 Complete the sentences with *in*, *on* or *under*.



- 1 The teddy is _____ the bed.
- 2 The car is _____ the bed.
- 3 The computer is _____ the desk.
- 4 The boat is _____ the box.
- 5 The train is _____ the chair.
- 6 The boy is _____ the bed.

2 Complete the questions with *is* or *are*. Answer the questions with the words in the box.

bed table garden sofa




- 1 Where _____ the cake?



- 2 Where _____ the dolls?




- 3 Where _____ the kittens?



- 4 Where _____ the dog?

3 Draw lines.



garden

kitchen

bathroom

living room

bedroom

4 Think about these questions.

- 1 Where is Mum?
- 2 Where is Dad?
- 3 Where is Anna?
- 4 Where is Tom?
- 5 Where is the dog?

5 Write about the picture.

8 Words

1 Look, read and write the letters.



1

This is my mother.

This is my sister.



2

This is my father.



This is my brother.

3

This is my father.



This is my mother.

4

This is my mother.

This is my sister.



2 Add the missing letters.



A _ _ amily



_ _ ather



_ _ other



_ _ rother



_ _ ister

Learning to learn

What is missing? Draw.



What is missing? Write the words.

is are clown six not fast



He is a funny _____.



This is a _____ motorbike.



The girl is _____ happy.



This _____ a very big umbrella.



There are _____ cakes on the dish.



The flowers _____ very pretty.

Grammar

Remember!

I've got = I have got

1 Look!

Write.

1



I have got a dog.

2



3



4



2 Look!

Remember!

haven't got = have not got

Write.

1



I have not got a ruler. Have you got a ruler?

2



3



4



Grammar in conversation

1 Write *Who* or *What*.



Who is this?



What is this?



_____ is this?



_____ is this?



_____ is this?



_____ is this?


2 Look and read.



This is my family.
This is my mother.
This is my father.
I have got two brothers.
I have got one sister.



Now you! Draw and write.



Reading comprehension

1 Read and write the numbers.

Hello. I'm Meg. I've got one brother and I've got two sisters. I'm not in the photo. It's number _____.



My name's Anna. I've got three brothers. I'm not in the photo. It's number _____.



Hi. I'm Harry. I've got two brothers and I've got one sister. I'm in the photo. It's number _____.



2 Read and write the names.

My photo is on the shelf.



My photo is on the table.



My photo is on the desk.



1 _____

2 _____

3 _____

Phonics

Read the words. Circle *th*. Write the words.



father



mother



brother

Match the words and the pictures.







Write *th*. Write the words. Read the words.

_____ e

_____ i s

_____ e y

_____ e r e

Use the words. Complete the sentences.

_____ is my _____.



_____ is one flower in _____ garden.



_____ are two frogs. _____ are green.



Read the sentences.

Writing skills

Remember!


I have got three dolls.
I have got one teddy.

I have got three dolls **and** I have got one teddy.



1 Read the words. Write the words.

bed chair table lamp box computer shelf



2 Read. Write sentences with **and**.

I have got a computer. I have got two computer games.




I have got a computer and I have got two computer games.

I have got a bed. I have got a chair.



I have got a shelf. I have got a lamp.



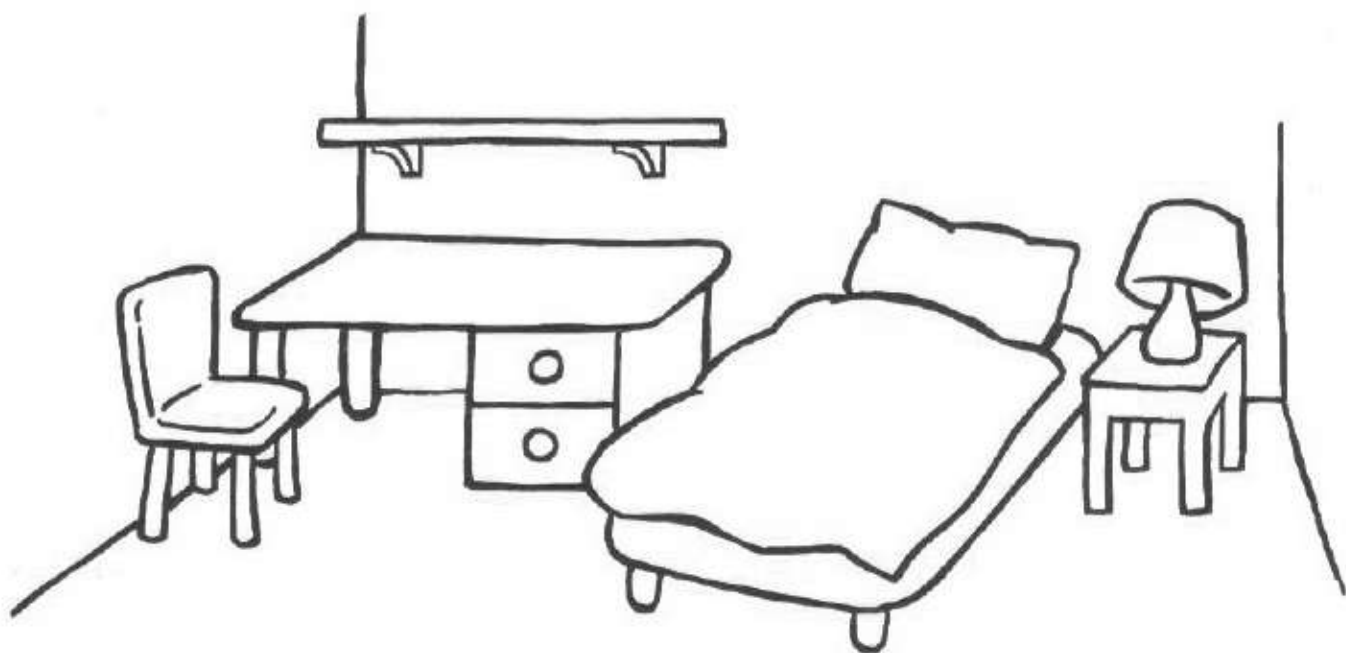
Composition practice

Look and choose.



Draw and colour.

My room




Write.

This is my room. It is
have got

Check-up 8

1 Look and find.



Write.

1



I have got a computer.

2



3



4



5



2 Write.



1 Have you got a bike?

2 Have you got a computer?

3 Have you got a cat?

4 Have you got a brother?

5 Have you got a sister?



No. I have not got a bike.

No

No

No

No

3 Complete the conversations with the words in the box.



Who	many	sisters
pretty	have	you got
brothers	family	
mother	Four	
have got	father	



This is my _____.



She is very _____.



_____ is this?



This is my _____.



How _____ brothers _____?



I _____ three _____.



How many _____ have you got?




_____!



Oh! You have got a very big _____.

9 Words

1 Read and write the numbers.



1 fourteen 14

2 twelve _____

3 eighteen _____

4 fifteen _____

5 eleven _____

6 twenty _____

7 seventeen _____

8 thirteen _____

9 sixteen _____


10 nineteen _____

2 Count and write.

books lemons insects hats balls




sixteen balls



Learning to learn

Draw lines to the dish or the box.



Write the words.

apples train melon oranges boat
bananas doll car grapes ball

On the dish

In the box

Grammar

1 Look!

Write.

1



She has got a doll.

2



3



4



5



Remember!

He's got = He has got
She's got = She has got



2 Look!

Remember!

He hasn't got = He has not got
She hasn't got = She has not got

Write.

1 Has he got a dog?

No. He has not got a dog.

2 _____ a bird?




3 _____ a fish?




Grammar in conversation

1 Finish the sentences.

1 I like grapes.





2 I like b_____.




3 I like o_____.



4 I like a_____.

2 Look, read and write.

I like ice creams and lollipops.





Now you! Draw and write.



Reading comprehension

1 Read. Write the names.



1 _____



2 _____



3 _____



4 _____



5 _____



6 _____

Ben is tall. He has got glasses.
He has got short hair.

Sue is small and she is thin.
She has got long hair.


Mona is small. She is not thin.
She has got short hair.
She has got glasses.

Joe is not tall. He is not fat.
He has got black hair.


Fred is tall.
He has got black hair. It is short.

Kate is not small.
She has got long hair.
She has not got glasses.

2 Read. Draw and colour.



Lou has got long hair. It is brown.
She has got blue eyes.
She has not got glasses.



Micky has got short hair. It is black.
He has got green eyes.
He has got glasses.

Phonics

1 Write *th*. Write the words.

_____ in _____ ick ba _____ pa _____


2 Read the words. Match the words to the pictures.

bath

thin

path

thick



3 Read the words. Circle *th*. Write the words.

3

13

three

thirteen

4 Look at the pictures. Complete the sentences.



_____ boats are in the _____.



_____ birds are on the _____.



She's got a _____ book.

4 He's got a _____ book.

Writing skills

Remember!



a happy girl



a yellow banana



1 Circle the words.


- 1 Grandpa has got a noisy car.
- 2 This is a fast motorbike.
- 3 She has got long hair.
- 4 He has got short hair.
- 5 This is a little kitten.
- 6 The frog has got black eyes.



2 Choose and finish the sentences.


new big old little long

- 1 This is an _____ car.
- 2 The rabbit has got _____ ears.
- 3 This is my _____ sister.
- 4 He has got a _____ dog.
- 5 Grandma has got a _____ hat.

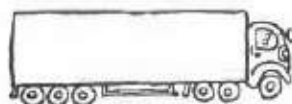


Composition practice

Read the words. Choose and write.
in the street

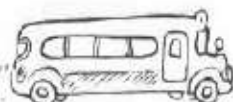


_____ boy
_____ man
_____ lorry
_____ van



big
noisy
tall
happy



a slow



fast
long
slow
old

Write the poem.

I like...



I like kittens



Listen to the poems.



Check-up 9

1 Write the numbers.

1 nineteen

2 eighteen

3 seventeen

4 thirteen

19

5 12 twelve

6 20

7 15

8 11

2 Count and write.

1



I like dolls. I have got fifteen dolls.

2



I _____. I have got _____.

3

I _____. I have got _____.



3 Write.

1



How many dolls has she got? She has got fifteen dolls.

2



How many cars has he got? _____

3



How many books has she got? _____

4 Read and colour.



This is Sam.

He has got short hair. It is black.

He has got brown eyes.

He has not got glasses.



This is May.

She has got brown hair. It is long.

She has got green eyes.

She has got glasses.

5 Colour and write.

Colour the hair black. Colour the eyes green.



10 Words

1 Match and write the letters.

A B C D

Sit down!

Fly!

Look!



Go to the window.

E

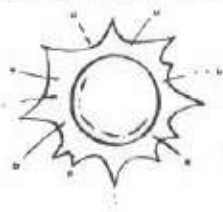
Come here!

F

Jump



2 Find the pairs. Write the words.



1 cat and _____

2 _____ and woman

3 _____ and moon


4 _____ and pencil

5 boy and _____

6 table and _____

Learning to learn

1 Draw lines to the street or the house.



2 Write the words.

motorbike lamp TV van bus chair
sofa car table bed bike lorry

In the street

In the house

Grammar

1 Finish the sentences.

draw fly sing jump



The birds can fly.

The rabbits _____.

The woman _____.

The man _____.

2 Write questions.

1 Can you sing?



No, I can't.

2 _____ fly?



No, it can't.

3 _____ write?



No, they can't.

4 _____ read?



No, she can't.

Grammar in conversation

1 Write *yes* or *no*.



- 1 Stop. Then look. _____
- 2 Cross. Then look. _____
- 3 Listen. Then stop. _____
- 4 Cross. Then stop. _____

Correct the *no* sentences.

2 Write the words in the correct order.

Cross! Look! Stop! Listen!

3 Complete the sentences.

Clap Turn Sit Stand

_____ up!



2

_____ down!



_____ your hands!




4

_____ around!




Reading comprehension

1 Look at the pictures. Read.




The sun is round.
You can see it in the blue sky.
It is very hot.
It is yellow.



The moon is round and white.
You can see it in the sky at night.

At night the sky is black.
You can see stars in the sky.
They are white.



2 Circle the correct words.

- 1 The sun The moon is in the blue sky.
- 2 The moon The sun is very hot.
- 3 The Earth The moon is round and white.
- 4 The moon The sun is in the sky at night.

3 Answer the questions.

- 1 What colour is the sun?
- 2 What colour is the sky at night?
- 3 What colour are the stars?

It is _____

Phonics

Circle *ng*.

king

ring

sing


wing

Write the letters. Write the words. Read the words.



i _____ wi _____ ki _____ si _____

Circle the words.



Use the words. Complete the sentences.

This is the _____.

He has got a _____.

I like my _____!

He _____ has got a bird.

It has got two _____.

Please, _____!






Read the story.

Writing skills

1 Choose and write.

Stand up! Jump! Count the stars!
Come here! Sit down! Look at the rocket



2 Read the words.

count look draw read sit

Read the sentences. Find the words. Circle the words.


1 King Tub, look at the cat.

2 Lily, sit on the chair.

3 Dan, count the pencils.

4 Miss Silver, read the book.

5 Biffo, draw a picture.



Composition practice

1 Read the words. Choose and write.

Look!

space man
space suit


has got

big

tall

white

grey



Look!

Look!

space rocket
moon

can fly

noisy fast
black white



Check-up 10

1 Write.

Sing

Listen

Read

Clap

Jump

Look

1



_____ the words!

2



_____ at the moon!

3



_____!

4



_____ to the bird

5



_____ a song!

6



_____ your hands

2 Circle the right answer.

1 Can birds sing?



Yes, they can.

No, they can't.

2 Can cats fly?



Yes, they can.

No, they can't.

3 Can you read?



Yes, we can.

No, we can't.

4 Can a frog jump?



Yes, it can.

No, it can't.

5 Can the boy write?



Yes, he can.

No, he can't.

Look.

Tim



Tom




Think about these questions.

Can Tim read? How about Tom?

Can Tim write? How about Tom?


Can Tim count? How about Tom?

Can Tim draw? How about Tom?



Write.

Tim can read. Tom cannot read.



Tom, what can you do?




Goodbye!

11 Words

1 Tick ✓ the correct sentence.

1



It is raining. ☐

It is hot. ☐

2



It is sunny. ☐

It is cloudy. ☐

3



It is snowing. ☐

It is windy. ☐

4



It is cold. ☐

It is cloudy. ☐

5



It is hot. ☐

It is snowing. ☐

6



It is cloudy. ☐

It is raining. ☐

2 Write the words.


1



2



3



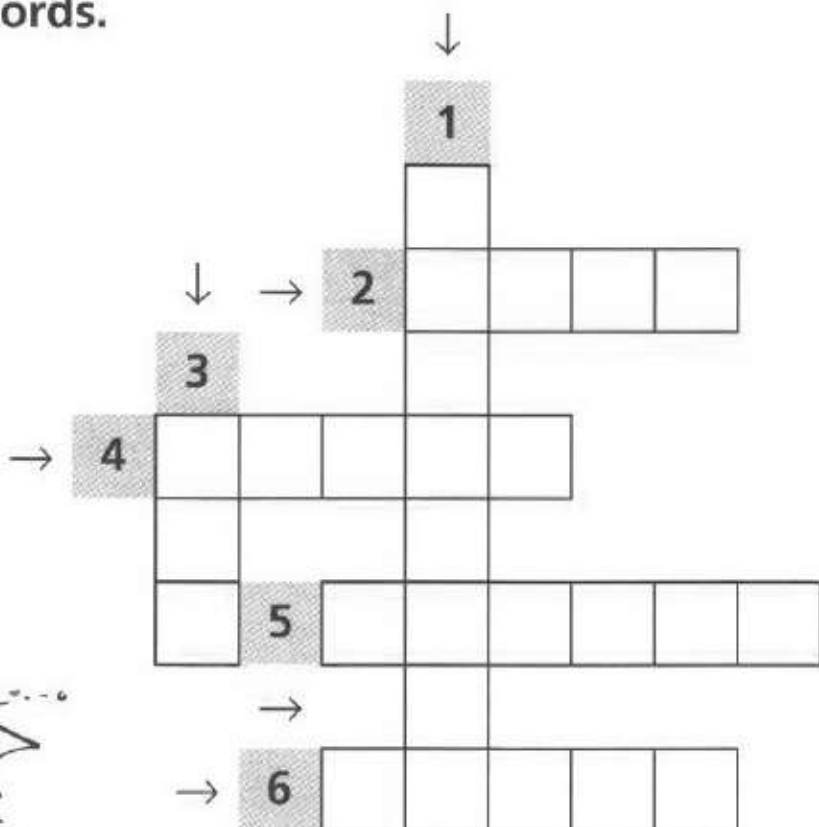
4



5




6



Learning to learn

1 Draw the next picture.

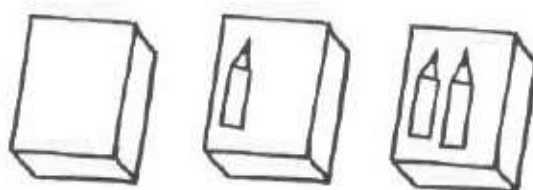
1



2



3



2 Match the pictures and the sentences. Write the sentences.

They are noisy.

There are three eggs in the nest.

There are three little birds in the nest.

There is a nest in the tree.

A



B



C



Grammar

1 Read and match.

1

I'm reading.

2

I'm jumping.

3

I'm counting.

4

I'm singing.

5

I'm listening.

6

I'm looking.

A



B



C



D



E



F



Write the letters.

1

2

3

4

5

6

2 Complete the sentences.

Use the words in the box.

draw

stand

fly

look

1



I am standing on a chair.

2



_____ at the moon.

3



_____ a plane.

4



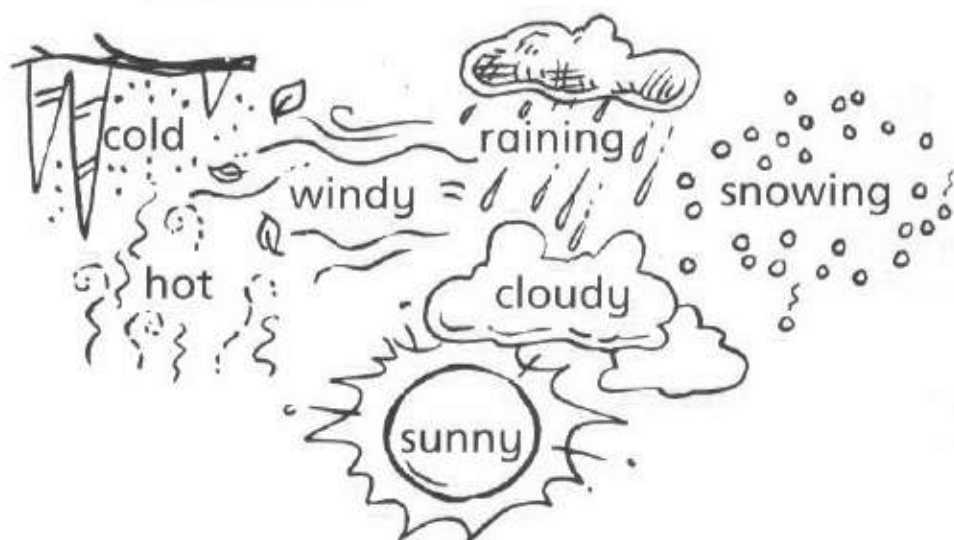
_____ a picture.

Grammar in conversation


Look and write.



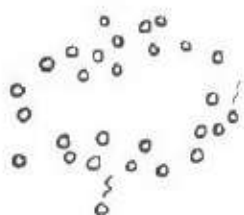
It is hot.



3



4



6




7



Draw and write.

What is the weather like?



Reading comprehension

1 Read and write the letters.

1 I'm holding my hat. It is windy! It is cloudy. It is cold! I'm looking at the kites.

2 It's very cold. I'm playing in the garden. It's snowing. It's fun!

3 I'm standing in a boat. It isn't cold. It's raining! I'm holding an umbrella.

4 It's cloudy and it's windy. It isn't cold. I'm flying my kite. I'm standing on a big hill.

5 It's hot and it's sunny. I'm under a big umbrella. I'm eating an orange.

6 It's sunny. It's very windy. I am looking at the boats. I've got my sunglasses.



2 Read. Look at the pictures and count.

1 How many umbrellas are there? _____

2 How many kites are there? _____


3 How many boats are there? _____

Phonics

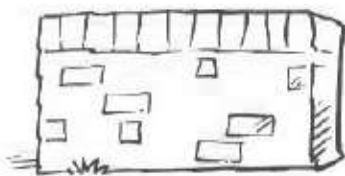
Say the sounds. Write the words. Read the words.

b e ll d o ll h i ll w e ll

Match the words and the pictures.



Write // . Write the words. Read the words.



s h e _____

b a _____

w a _____


Complete the sentences.

Where is the _____?

It is on the _____.

Where is the _____?

It is under the _____.



Writing skills



Remember!

Where is the fish?
What colour is the fish?
How many flowers are there?



1 Match and write the words.

kite

sunglasses

umbrella

ice cream



1 _____

2 _____

3 _____

4 _____


2 Match and write the sentences.

sunny

windy


raining

snowing



1 _____

2 _____



3 _____

4 _____

3 Read the words. Complete the sentences.

What Where How many

1 _____ colour are the cats?

2 _____ cats are there?

3 _____ are you standing?

4 _____ are you eating?

5 _____ is the bird?




Composition practice

Look at the pictures. Write. Use the words in the boxes.

What are you doing?

holding eating



I am


I am

It is

?

?

standing looking



2 Colour the pictures.

Check-up 11

1 Read and match.

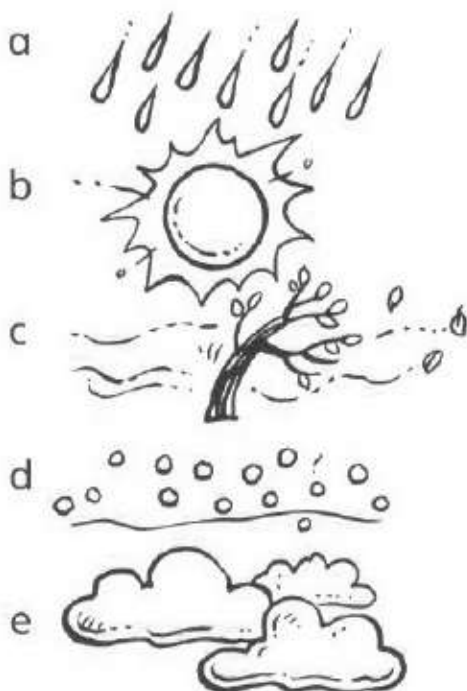
1 It is sunny.

2 It is cloudy.

3 It is windy.

4 It is raining.

5 It is snowing.




2 Write.

jump eat fly read sing draw



I am reading.



Look and read.

sunny cloudy
cold hot



tree umbrella
apple ice cream

It is sunny.

It is hot.

I am under an umbrella.

I am eating an ice cream.

Circle the words. Write.

sunny windy
raining snowing



my house my garden
my kitten my rabbit

12 Words

1 Read, match and write the letters.

1 He is jumping.

2 She is listening.

3 They are laughing.

4 She is eating.

5 They are pointing.

6 He is singing.



1

2

3

4

5

6

2 Find the words. Complete the sentences.

singing holding looking eating flying going

1 He is _____ an ice cream.

2 She is _____ a doll.

3 They are _____.

4 We are _____ a song.










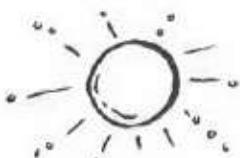


5 She is _____ to school.

6 He is _____ at the stars.



Learning to learn

Look and find the right order. Draw lines. Number the pictures.


2 Match the sentences and the pictures. Write.

It is snowing.

Look at the big snowman!

It is cloudy.

The children are very happy.



Grammar

1 Write *is* or *are*.



It _____ singing.



She _____ counting.



They _____ laughing.



He _____ jumping.

2 Complete the sentences.

look count read jump eat hold



He is reading a book.



_____ an umbrella.



_____ ice creams.






_____ at the moon.



_____ the sweets.

Grammar in conversation

1 Colour the right word.



They are singing

loudly.

quietly.



It is walking

quickly.

slowly.



She is talking

loudly.

quietly.

He is walking

quickly.


slowly.

2 Write sentences with the words in the boxes.

The children
The bird
The woman
The teacher
The boy

play
fly
talk
sing
count

slowly
quickly
loudly
quietly



The boy is counting slowly.



The...
cat... is...



Reading comprehension

1 Read. Write the letters.

- 1 Billy is holding a present.
Milly is holding a card.
- 2 The children are playing a game.
They are walking slowly on a log.
- 3 The children are eating cakes.
They are drinking orange juice.
- 4 Billy is looking at the sun.
Milly is reading quietly.



2 Read. Find the correct picture. Colour the object.

- 1 There is a brown log in the garden.
- 2 The sun is orange.
- 3 The present is purple.
- 4 The umbrella is green and pink.

Phonics

Say the sounds.



s a ck s o ck d u ck k i ck

Write **ck**. Write the words. Read the words.

du _____ sa _____ ki _____ so _____

Circle the words.

f j k i c k k u l s o c k m b s a c k w b d u c k a c

Complete the sentences. Read the story.

sock duck kick



This is Pirate Jack.

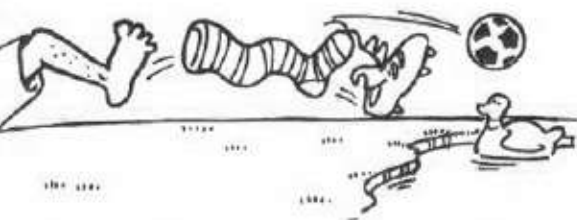
2



Ja _____ can _____.

He can _____ the ball.

4



Look at the _____!

He _____ can fly!



Where is the _____?

It is on the _____.

Writing skills



Remember!

The children **are playing** a game.



1 Put the words in the correct boxes.

cakes opening holding chair cat pointing bird
walking plane balloon drinking present eating

doing words

words for things

2 Complete the sentences. Use the words in the boxes.

1 Pete is opening a present.



2 Milly is _____ on a _____.



3 Billy is _____ a _____.



4 The children are _____ at the _____.




5 Pete is _____ a _____.



Read the sentences.

Composition practice

Look at the pictures. Read the words. Write the story.




playing holding

2



standing cannot play



looking walking

4



jumping flying laughing

Check-up 12

1 Write.

1 The children are pointing.



2 He _____ at the stars.



3 The birds _____.



4 The girl _____ a balloon.



5 It _____.



6 We _____ cakes.



2 Write the correct word.

quickly slowly loudly quietly

1 He is walking _____.



2 She is singing _____.



3 They are laughing _____.



4 It is flying _____.



3 Look.



4 Read and say. What is wrong?

- 1 It is cold and windy.
- 2 Mum is drawing a picture.
- 3 Dad is eating a cake.
- 4 Grandma is holding a ball.
- 5 The girls are noisy.
- 6 Grandpa is sad.
- 7 The boys are singing quietly.

5 Write about the picture.

Verb round-up

To be: affirmative

I am big. You are small.



Yes, I am.



He is fat.




She is pretty.

It is new!



We are happy!

You are quiet. They are noisy.



Yes, they are!

to be: interrogative and negative



Am I tall?

Yes, you are!

Am I pretty?

No, you aren't!



Are you seven?

No, I'm not seven. I'm eight.

Is he eight?



No, he isn't. He's six.



Is it raining?

No, it isn't.


Are we funny?



Yes, you are! Are you clowns?

Yes, we are.

Are they pirates?



No, they aren't pirates. They're clowns.


Have got: affirmative, interrogative, negative

I have got two big brothers.



Have you got a sister?

No, I haven't.



He has got two little sisters.

Has he got a little brother?

No, he hasn't.




We have got a train.

Have you got a motorbike?

No, we haven't.


Have you got a lorry?

Yes, we have.








Have they got a plane?

No, they haven't got a plane.



imperative



Can: affirmative, interrogative, negative



I can jump.

No, I can't.

Can you fly?



Can she sing?



Can she read?

Yes, she can.



No, she can't.


Can it walk?



No, it can't. It can jump.



They can fly. Can they sing?



Yes, they can.

Can they read?

No, they can't. We can read.



Present continuous: affirmative

I am walking.



You are counting.



Six, seven, eight ...



He is reading.




We are playing.



You are laughing.



They are flying.



Conversations



Hello.

Hi.



What's your name?

My name's Sam.

What is it?



It's a frog.



Good morning, Sam.



Good morning, Mr Brown.



How are you, Sam?

I'm fine, thank you, Mr Brown.

How old are you?



I'm six.

What's the weather like there?



It's sunny.

They are kites.

How many are there?



There are two kites.


Who is this?



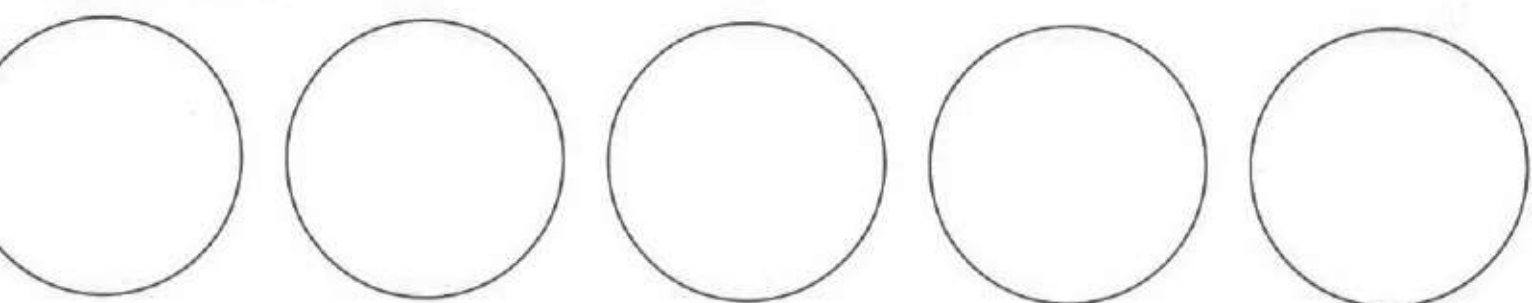
This is my brother.

Portfolio 1: Units 1, 2 and 3

know words.



know colours.



pink purple orange brown grey

can read.

hat	<input type="checkbox"/>	cat	<input type="checkbox"/>	mat	<input type="checkbox"/>	van	<input type="checkbox"/>	fan	<input type="checkbox"/>	man	<input type="checkbox"/>
pen	<input type="checkbox"/>	hen	<input type="checkbox"/>	ten	<input type="checkbox"/>	bed	<input type="checkbox"/>	red	<input type="checkbox"/>		
bin	<input type="checkbox"/>	pin	<input type="checkbox"/>	tin	<input type="checkbox"/>	big	<input type="checkbox"/>	wig	<input type="checkbox"/>		


Diploma 1: Units 1, 2 and 3

1 Write the words.


teddy pencil plane lorry book doll




2 Colour.



pink




orange



grey



3 Write.



Portfolio 2: Units 4, 5 and 6

know words.



funny



pretty



old



new



big



small

present cakes sun grapes sweets tree snake beans
 frog peppers bird balloon princess card flower
 ice cream cloud bananas pond lollipops sky carrots
 fish peas clown apples



know number words.



can read.

dog ☐ log ☐ fog ☐ box ☐ fox ☐
 jug ☐ mug ☐ bug ☐ bus ☐ sun ☐ nut
 shop ☐ ship ☐ fish ☐ dish

Diploma 2: Units 4, 5 and 6

1 Write the words.


happy carrot pretty present cake grapes



2 Write the numbers.

one _____ three four
 _____ six _____
 _____ nine _____

3 Write.



New words
Well done!

Number
Well done!

Phonic
Well done!

English World
Units
4 5 6
Well done!

Portfolio 3: Units 7, 8 and 9

know words.

mother glasses chair bedroom lamp brother
TV hair stairs crown cushion table kitchen sister
sofa eyes grandmother living room space rocket
bathroom photo grandfather space suit bed
family space woman shelf castle father little tall



know numbers and number words.

11 12 13 14 15 16 17 18 19 20

eleven twelve thirteen fourteen fifteen
sixteen seventeen eighteen nineteen twenty

can read.

ch ☐ chip ☐ chop ☐ chair ☐ lunch ☐ munch ☐
th ☐ mother ☐ father ☐ brother ☐ they ☐ this ☐ there ☐
th ☐ thin ☐ thick ☐ bath ☐ path ☐ three ☐ thirteen ☐

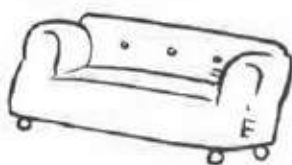
Diploma 3: Units 7, 8 and 9

1 Write the words.

sofa bed eyes glasses hair sister table kitchen



New
words
Well done



2 Write the number words.

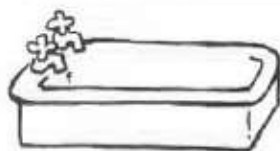
_____ twelve _____ fourteen

_____ _____ seventeen

_____ _____ twenty

Number
Well done

3 Write.



3

13

Phonic
Well done

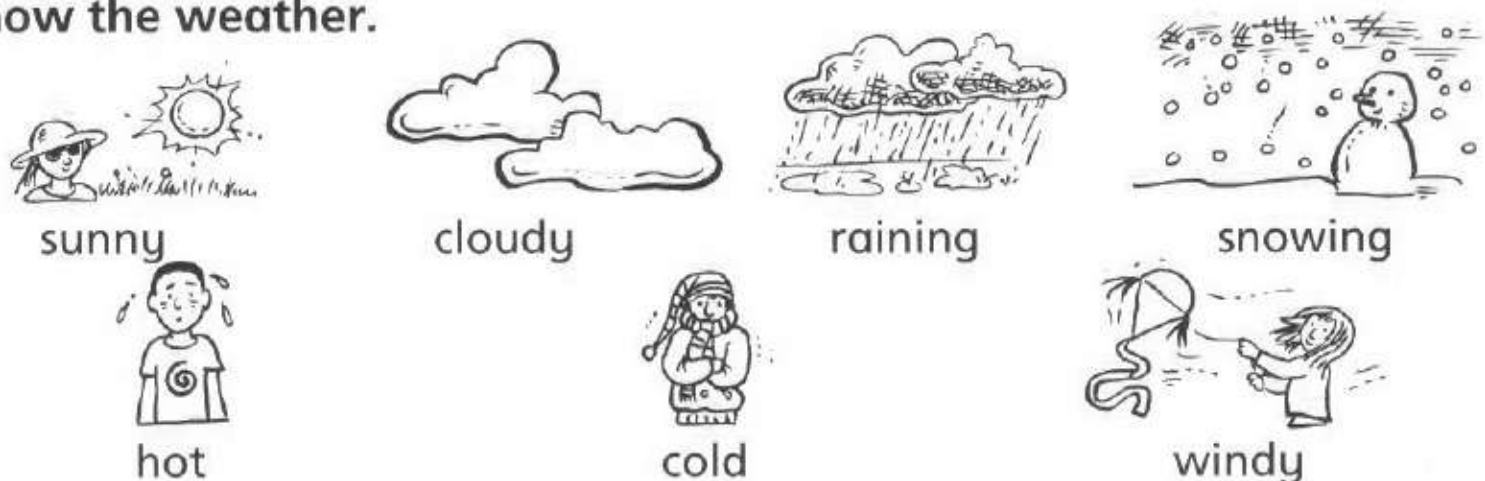
English World
Units
7 8 9
Well done!

Portfolio 4: Units 10, 11 and 12

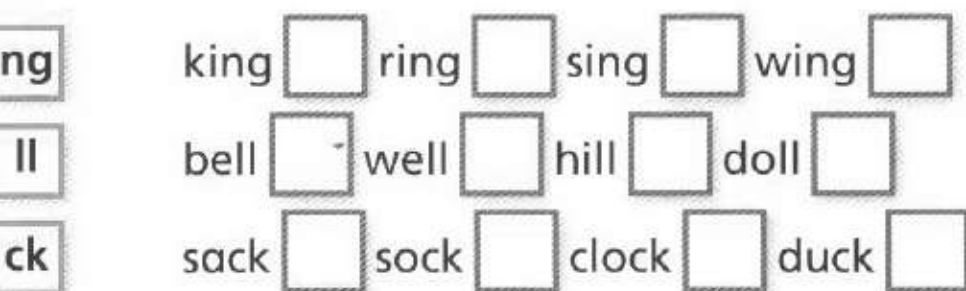
know words.



know the weather.



can read.



Diploma 4: Units 10, 11 and 12

1 Write the words.

walk look jump see read sing count stand



2 Write the weather words.



3 Write.





Diploma 1
Page 130



Diploma 2
Page 132





Diploma 3
Page 134



Diploma 4
Page 136



English World



the adventure starts here!

English World is the first-ever integrated ten-level print and digital English course for primary and secondary schools. Written by the authors of the best-selling Way Ahead and Macmillan English, the course aims to give learners confidence in speaking, listening, reading and writing. Thorough grammar and skills work is applied in natural contexts in the real world through dialogues and cross-curricular material. Independent learning is promoted through portfolios, projects and the use of the dictionaries.

The visually stunning printed resources are complemented by electronic materials for use with an interactive whiteboard and videos of all dialogues using native-speaker students in context, together with a complete teacher training package with video masterclasses. Other features include a test builder, animated posters, interactive phonics activities and singalong versions of songs.

The adventure begins in Levels 1 and 2 of English World where children are introduced to

'We believe that learning should be enjoyable - hard work, too, but at the same time something that children will find interesting and motivating.'

*Mary Bowen and
Liz Hocking*