



UNITED ARAB EMIRATES
MINISTRY OF EDUCATION



2021-2022

MORAL, SOCIAL AND CULTURAL STUDIES



Moral, Social & Cultural Studies

Student Book
Grade 1

Term 3

First Edition

1442- 1443 A.H. /2021 - 2022

Ministry of Education
Call Centre
For Suggestions, Inquiries
& Complaints



80051115



04-2176855



www.moe.gov.ae



ccc.moe@moe.gov.ae



H.H. Shaikh Khalifa Bin Zayed Al Nahyan

President of the United Arab Emirates

“

“Extensive knowledge and modern science must be acquired. The educational process we see today is an ongoing escalating challenge which requires hard work. We succeeded in entering the third millennium, while we are more confident in ourselves.”

”

Quotes from H.H. Shaikh Khalifa Bin Zayed Al Nahyan



Table of Contents

Unit 1 : Living in the UAE

Lesson 1	The Seven Emirates	67
Lesson 2	Islam and the UAE	67
Lesson 3	UAE Culture	77
Lesson 4	Museums in the UAE	87
Lesson 5	Money in the UAE	97
Lesson 6	Baqala, Souqs, Markets and Malls	105
Lesson 7	UAE Emergency Services	115
Lesson 8	Job Fair	115

UAE

- | | |
|----------|---------------------------|
| Lesson 1 | The Seven Emirates |
| Lesson 2 | Islam and the UAE |
| Lesson 3 | UAE Culture |
| Lesson 4 | Museums in the UAE |
| Lesson 5 | Money in the UAE |
| Lesson 6 | Baqala, Markets and Malls |
| Lesson 7 | UAE Emergency Services |
| Lesson 8 | Job Fair |





In this unit, you will learn about the UAE. You will learn about live in different areas of the UAE. You will share ideas and discuss topics with your classmates. Sharing your thoughts and ideas with others will make learning together fun.

Lesson 1

The Seven Emirates

Lesson Objective:

By the end of the lesson, students will

- describe symbols, songs and traditions that identify the UAE
- understand the importance of preserving the elements of national identity
- locate the Emirates on a map

Vocabulary

Abu Dhabi

ruler

ruin

fort

protect



Warm up: Test Your Knowledge

Read and Discuss.

Discuss places shown on the map of the UAE.

What can you do at each place?





Warm up: Test Your Knowledge

What does UAE stand for? What does each word mean?

U_____ A_____ E_____

Why is the word UNITED in the name of the UAE?

How many Emirates are in the UAE?

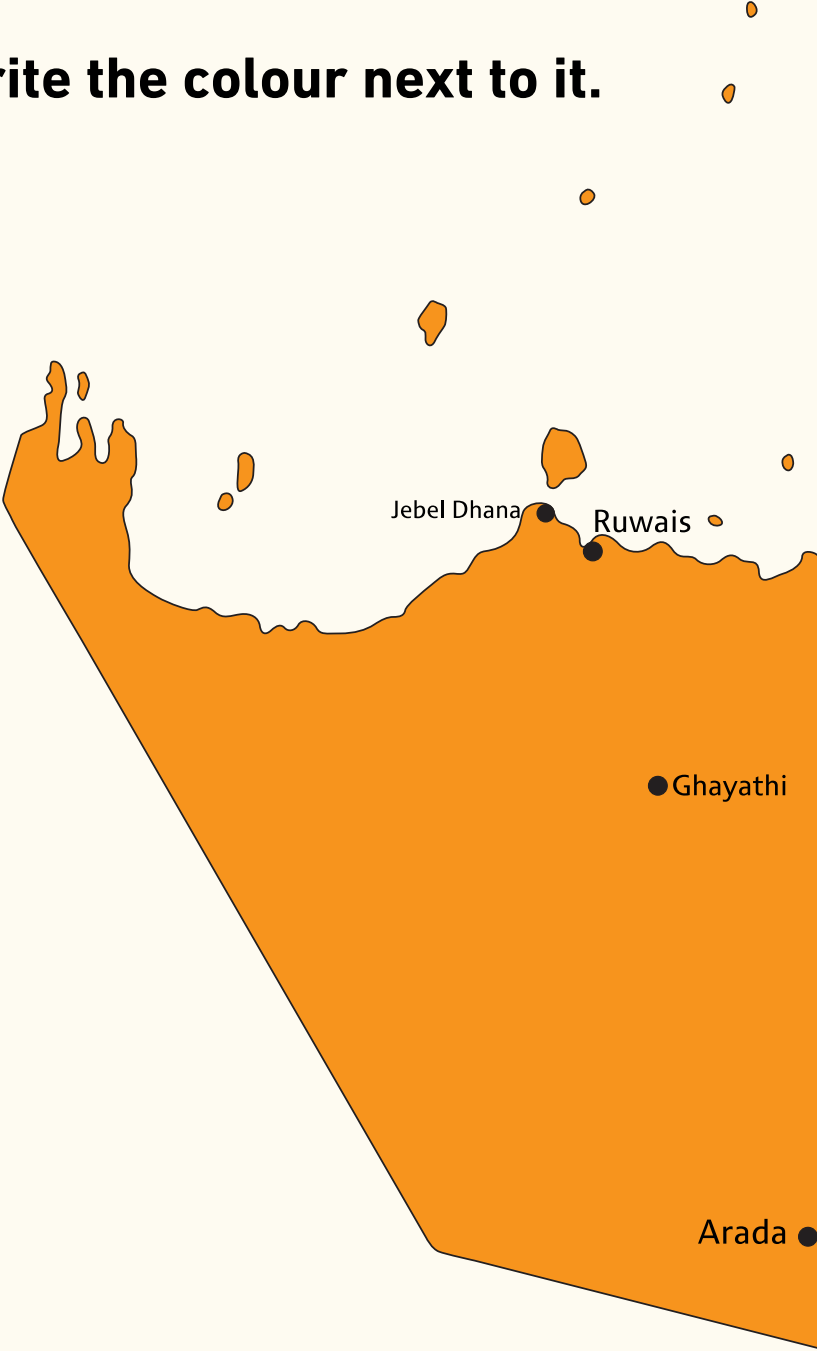
Name the emirates in the UAE and write the names on the lines.

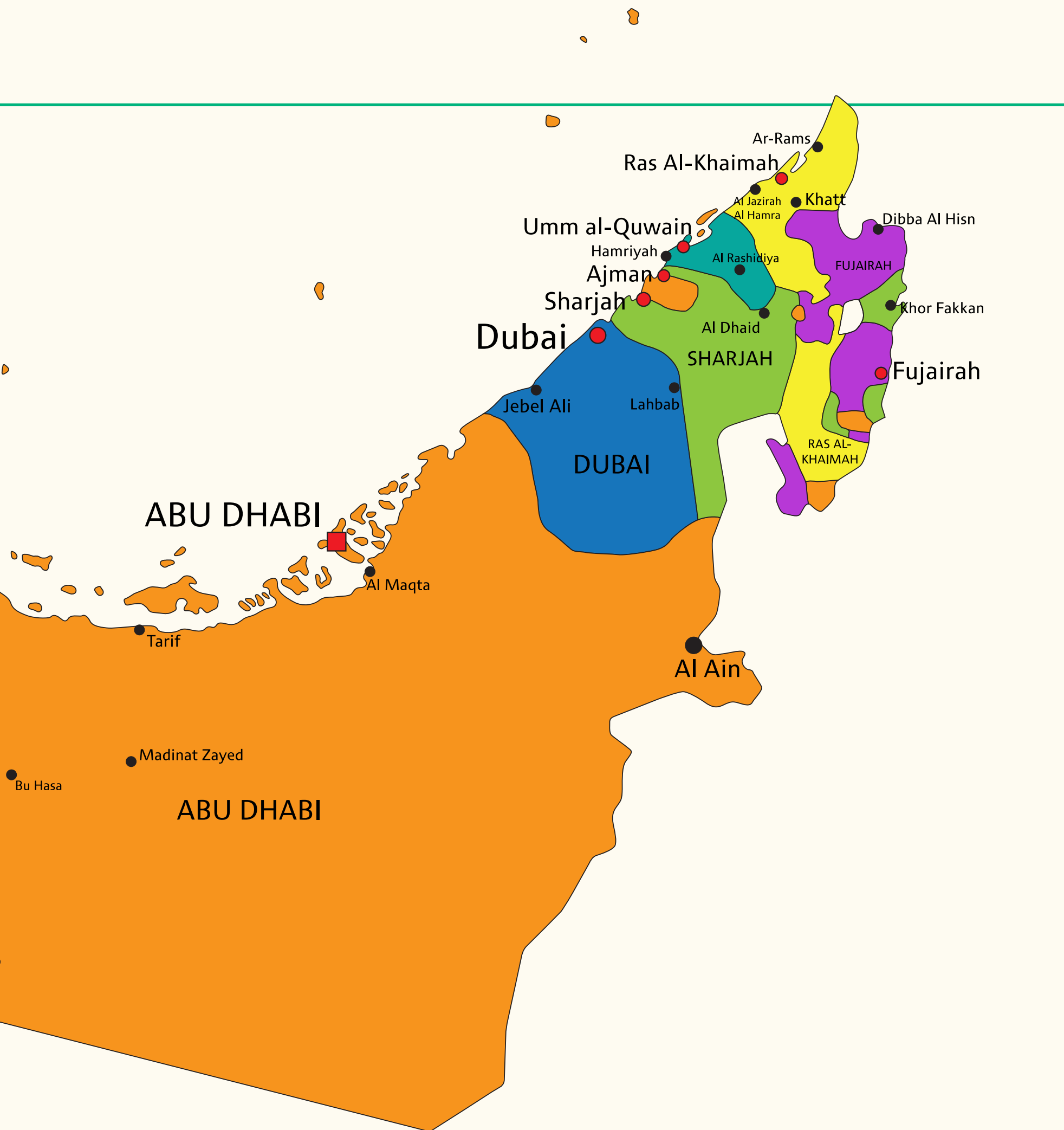
Name	Colour on the Map



Activity 1: Map of the UAE

Find each emirate on the map and write the colour next to it.





The Seven Emirates and their Rulers

Each of the seven emirates is different. Each emirate is special and has its own ruling family. The rulers at the time the UAE was formed are called the founding fathers. They worked together to build the UAE.



The capital city of Abu Dhabi is in the emirate of Abu Dhabi. The ruling family is the Al Nahyan family.

HH Sheikh Zayed bin Sultan Al Nahyan was the first President of the UAE. The city of Al Ain is in the



emirate of Abu Dhabi. It has underground water and a lot of farms.

The emirate of Dubai is a business centre. The ruling family is the Al Maktoum family. Dubai has deserts, beaches, and mountains. There is a dam at Hatta.

The emirate of Sharjah is known for its cultural activities and museums. The ruling family is the Al Qassimi family. People visit areas such as Flag Island at Buhaira Cornish to attend events and activities



The emirate of Ras al-Khaimah is shaped like the top of a tent. The ruling family is the Al Qassimi family. The tallest mountain in the UAE is in Ras al-Khaimah. It is called Jebel Jais.

The emirate of Fujairah is located beside the sea and next to mountains. The royal family is the Sharqi family. Fujairah has a lot of farms and sandy beaches.



The emirate of Ajman is next to the emirates of Sharjah and Umm al-Quwain. The ruling family is the Al Nuaimi family. Ajman has desert and sandy beaches.

The emirate of Umm al-Quwain is next to the emirates of Ajman and Ras al-Khaimah. The ruling family is the Al Mualla family. Umm al-Quwain is known for its water activities.





Activity 2: Rulers of Each of the Emirates

Draw a line from the emirate to its ruling family.

Ruling Family	Emirate
Al Nahyan	Umm Al Quwain
Al Maktoum	Ras Al Khaimah
Al Qasimi	Ajman
Al Qasimi	Sharjah
Al Nuaimi	Fujairah
Al Mualla	Abu Dhabi
Al Sharqi	Dubai



Activity 3: Brainstorm

Discuss the landforms. Draw a line to the emirates that have each feature. Some features are in more than one emirate.





Activity 4: Critical Thinking


Match the words to the pictures. Where can you do each activity?

Play in the snow

Ride a zip line

Visit endangered animals

Learn about the past





Lesson 2

Islam and the UAE

Lesson Objective:

By the end of the lesson, students will

- Describe symbols, songs and traditions that identify the UAE.
- Understands the importance of preserving the elements of national identity.
- Recall that the official religion of the UAE is Islam.
- Understand ways that Emirati culture is related to Islam.

Vocabulary

Muslims

Islam

halal

Quran

respect

modest

Mohammad (PBUH)



Warm up: Brainstorm

The pictures to brainstorm the five pillars of Islam. The five pillars of Islam are five things that Muslims must do.



Five Pillars of Islam

- 1. _____
- 2. _____
- 3. _____
- 4. _____
- 5. _____

What do Muslims do?



People who practice Islam are called Muslims.

Muslims believe in only one God, Allah. Muslims believe that Mohammad (peace be upon him) is the Prophet of Allah.

The Quran is the holy book of Islam. Muslims believe that the Quran tells people how to live a successful and happy life.

Islam is a big part of Emirati culture. Many of the laws in the UAE are based on Islam. Laws protect and help everyone in the UAE.

Muslims pray five times each day. Athan is the call to prayer. Athan comes from mosques around the UAE to tell Muslims the times for prayer.

Friday is the holy day of Muslims. A community prayer is held in mosques around noon each Friday. Friday is part of the weekend in the UAE.


Muslims eat food that is halal, meaning clean and pure. UAE laws does not allow Muslims to have some foods and drinks that are not halal.

Muslims should dress modestly in public. This shows that people respect themselves and others. In the UAE, people should cover their bodies from the shoulders to the knees in public places to show respect for themselves and others.

Muslims fast during the holy month of Ramadan. Fasting means not eating or drinking during daylight hours.

During the month of Ramadan, adults in the UAE may not eat in public. Many restaurants have only delivery during the day. The work day is shorter and people stay awake longer at night.

People who are not Muslims must respect the culture and laws of the UAE. The laws keep everyone safe and happy.





Activity 1: Concept Check

Match each term with its meaning from the text.

Ruling Family	Emirate
1. Friday	a. called from Mosques to let Muslims know the time to pray
2. Halal food	b. covering body from shoulders to knees in public places
3. Athan	c. not eating or drinking during the daylight hours
4. Fasting	d. clean and pure food that Muslims are allowed to eat
5. Modest dress	e. Muslim holy day, part of weekend in UAE



Activity 2: Check Your Understanding

Use the words in the boxes to fill in the blanks.

halal	five	laws	Holy day
sunset	mosques	respect	shorter

1. Muslims pray _____ times each day.

2. Covering the body from shoulders to knees in the UAE shows _____.

3. During Ramadan, adult Muslims fast from sunrise to _____.

4. During Ramadan, the workday is _____.

5. Food sold to in the UAE must be _____, meaning clean and pure.

6. The athan or call to prayer can be heard from _____ in the UAE.

7. The _____ in the UAE keep people happy and safe.

8. Friday is the _____ for Muslims.



Activity 3: Critical Thinking

Read or listen to the passage and complete the activity that follows.

Traditional Dress in the UAE


When the UAE was founded, the national dress was chosen as a symbol for the unity of the seven emirates. In addition, the Arab national dress is a symbol of pride and identity that is both comfortable and allows Muslims to dress modestly.



Emirati boys and men wear a long, loose-fitting garment made of white cotton, called a kandora or dishdasha. A ghutra covers the head and is held in place by the agal, a black cord. Traditionally, women wear an abaya, that is a long, black flowing light coat over their clothing. The traditional long-sleeved dress that many women wear is called jalabeya. A black scarf called a shayla covers the head.

Match the name to the correct clothing part in the picture

A. abaya	B. shayla	C. kandora/ dishdasha	D. ghutra
----------	-----------	--------------------------	-----------



Lesson 3

UAE Culture

Lesson Objective:

By the end of the lesson, students will

- Describe some parts of the culture of the UAE.
- Compares and contrasts family life in the past with family life in the present (e.g. clothing, housing, transportation, etc.).

Vocabulary


pot

mind map

hump

eyelid

caravan



Warm up: Discussion

What foods are traditional Emirati foods?
List as many as you can.



Traditional Emirati Foods

Traditional Food



The UAE culture is very rich and is based on traditional Arab culture and Islamic values. Traditional Emirati foods are dates and fish. In the old days, people drank camel milk.

You can buy camel milk in the supermarket.



Machboos and harees are traditional Emirati dishes.

The UAE is home to people from all over the world. People from different cultures have different foods. In the UAE, you can eat foods from many other countries.



Activity 1: Matching

Match each term with its meaning from the text.

fish	machboos	dates	Camel milk
------	----------	-------	------------





Activity 2: Discuss

Think about the pictures. Try to name the foods in the pictures. Try to guess which area of the world the foods are from.











Activity 3: Use your Creativity

Draw your favourite food. Why do you like it?

:Drawing



Camels, the Ships of the Desert

In the past in the UAE, travelling was difficult. The desert was very hot and there were no paved roads. People travelled in the desert in caravans using camels.



Camels were called ships of the desert. They can carry heavy loads in the hot sun. They can walk for up to five days without drinking water. In the past, people travelled by camel from Ras Al Khaimah to Dubai in three days.

Camels store fat in their humps and use it when there is no food or water. Camels have three eyelids. They can completely shut their nose when there is a sandstorm. Camels can live up to 50 years.






Activity 4: Complete the Sentence

Use the pictures to complete the sentences telling why camels were used in the past to travel in the desert.

A camel's body helps it to live in the desert. They have _____ that can completely close in a sandstorm.



Camels have 3 _____ to keep out blowing sand.



Camels have _____ that store fat.





Because they have humps,
camels don't need much to
_____ and _____

Camels can carry heavy
loads.



Lesson 4

Museums in the UAE

Lesson Objective:

By the end of the lesson, students will

- List some museums in the UAE.
- Understand the importance of museums in preserving heritage.

Vocabulary

museum

exhibit

display

theme

artefact

preserve



Warm up: Brainstorm

Have you ever been to a museum? Where was it? What did you see? Share with your classmates.





Museums in the UAE

Every emirate has at least one museum. Each museum has a theme.



Dubai Museum was once Al Fahidi Fort. The fort once stored weapons. At one time it was used as a prison. In 1971 the fort was opened as a museum.

The Sharjah Museum of Islamic Civilization was once a traditional market or souq. It is located in the “Heart of Sharjah” on Sharjah Corniche.

Sharjah Museum of Islamic Civilization has more than 5,000 artefacts from all over the Islamic world. The galleries contain art work, ancient inventions, coins, and other valuable displays.





The Louvre in Abu Dhabi has a sister museum in Paris, France. The two museums share exhibits.

The Abu Dhabi Louvre Museum has a different structure. The roof is part of an exhibit with water and a dome shape.

The Museum of the Future is in Dubai. It is not completed yet.

The theme is robotics. There will be exhibits that show the relationship between robots and humans.

Fujairah, Ras al-Khaimah, Ajman, and Umm al-Quwain have museums that show the culture, history, and heritage of those areas.





Fujairah Museum



Ras al-Khaimah Museum



Ajman Museum



**Falaj Al Mualla Fort
in Umm Al Quwain**



Activity 1: Concept Check

Match the museum with information describing it. You may use the museum more than once.

Museum	Information
A. Dubai Museum	Shows life in Fujairah in the past
B. Sharjah Museum of Islamic Culture	Located in Falaj al-Mualla
C. Louvre Museum Abu Dhabi	Has a dome and water exhibit
D. The Museum of the Future	Theme of robots and humans
E. Fujairah Museum	Once was Al Fahidi Fort
F. Ras al-Khaimah Museum	Located in the emirate of Ajman
G. Ajman Museum	has a sister museum in Paris, France
H. Falaj Al Mualla Fort Museum	Once was a traditional <i>souq</i>
	Shows how emirate of Ras al-Khaimah protected itself
	artefacts from the 5000 Has over Islamic world
	Has a hole in the middle



Activity 2: Class Discussion

Talk to your classmates about your favorite museum. Make notes below.



This image shows a full page of white paper with horizontal blue or grey ruling lines. The lines are evenly spaced and run across the width of the page. There is no handwriting or other markings on the paper.



Activity 3: Use Your Creativity

Imagine you are going to start a museum about you. Design the museum showing all of your favorite things such as your favorite food, favorite clothes, favorite sports, and so on. Label the galleries and artefacts.



Lesson 5

Money in the UAE

Lesson Objective:

By the end of the lesson, students will

- Makes connections between places and events to understand the past and present.
- Identifies the stages of development of human activity in his/her country.
- Identify money from the UAE.
- Understand why people use money.

Vocabulary

trade

exchange

dirham

coins


notes





Warm up: Test Your Knowledge

Try to answer the questions, then compare with your classmates.



- 1. What is the money in the UAE called?


- 2. How can people pay for things without using paper or coin money?


- 3. How did people in the past get what they needed without using money?



Money through History



In the past, people traded. Maybe a person had extra of salt but needed sugar. They could trade with someone who had extra sugar but needed salt. Salt and sugar are goods.

People traded services or actions. Maybe a person needed help on their farm. The person could give food to someone willing to work on the farm.

Trading goods and services was not easy. People could not easily find others willing to trade the goods they wanted.



People started using silver or gold coins to trade. They could sell goods and services to get coins. They could use the coins to buy anything they wanted. Trading with coins was much easier.

There were problems with trading with coins. They were heavy and took up a lot of space. Finally, paper money was used because it was easy to carry. Now, people pay with plastic cards or electronic devices.



Activity 1: Create a Timeline

Put the way to pay for goods and service in order from oldest to newest.



Money in the UAE



The money in the UAE is called dirhams. This can be written DH or AED. Each dirham has 100 fils.

The coins have pictures that show the culture of the UAE. The dallah or Arabic coffee pot is on the front of the 1-dirham coin.



specimen



specimen

The 50-fils coin has oil derricks on it. Oil is an important trading good for the UAE.

The animal on the 25-fils coins is the Arabian gazelle. They live in the UAE deserts.



specimen



specimen

The Central Souq or Market in Sharjah is on the 5-dirham note. In the past, it was a traditional market. Now it sells everything from gold to electronics.

The dagger, or khanjar, is on the 10-dirham note. The dagger is a symbol of security and power.



specimen



Activity 2: Concept check

Use the text to help you answer the questions..

How did people get things before they used money?

1.



How many fils are in one dirham?

2.



What is a dallah?

3.



Which coin has an oil derrick

4.



Which note has a dagger?

5.





Activity 3: Critical Thinking

Pictures of the 20, 50 and 100 dirham notes are given. In groups discuss the pictures on the notes. Discuss what the picture is and try to think why it is important for the UAE.

20 AED Note

Picture:

Why is it important?



50 AED Note

Picture:

Why is it important?



100 AED Note

Picture:

Why is it important?



Lesson 6

Baqala, Souqs, Markets and Malls

Lesson Objective:

By the end of the lesson, students will

- Identify souqs, baqalas, supermarkets, and malls.
- Understand where to buy different goods in the UAE.
- Understand why trade is important to people in the UAE.
- Discuss and/or write about what life was like along the trade routes and in the cities.

Vocabulary

souq

merchant

shopkeeper

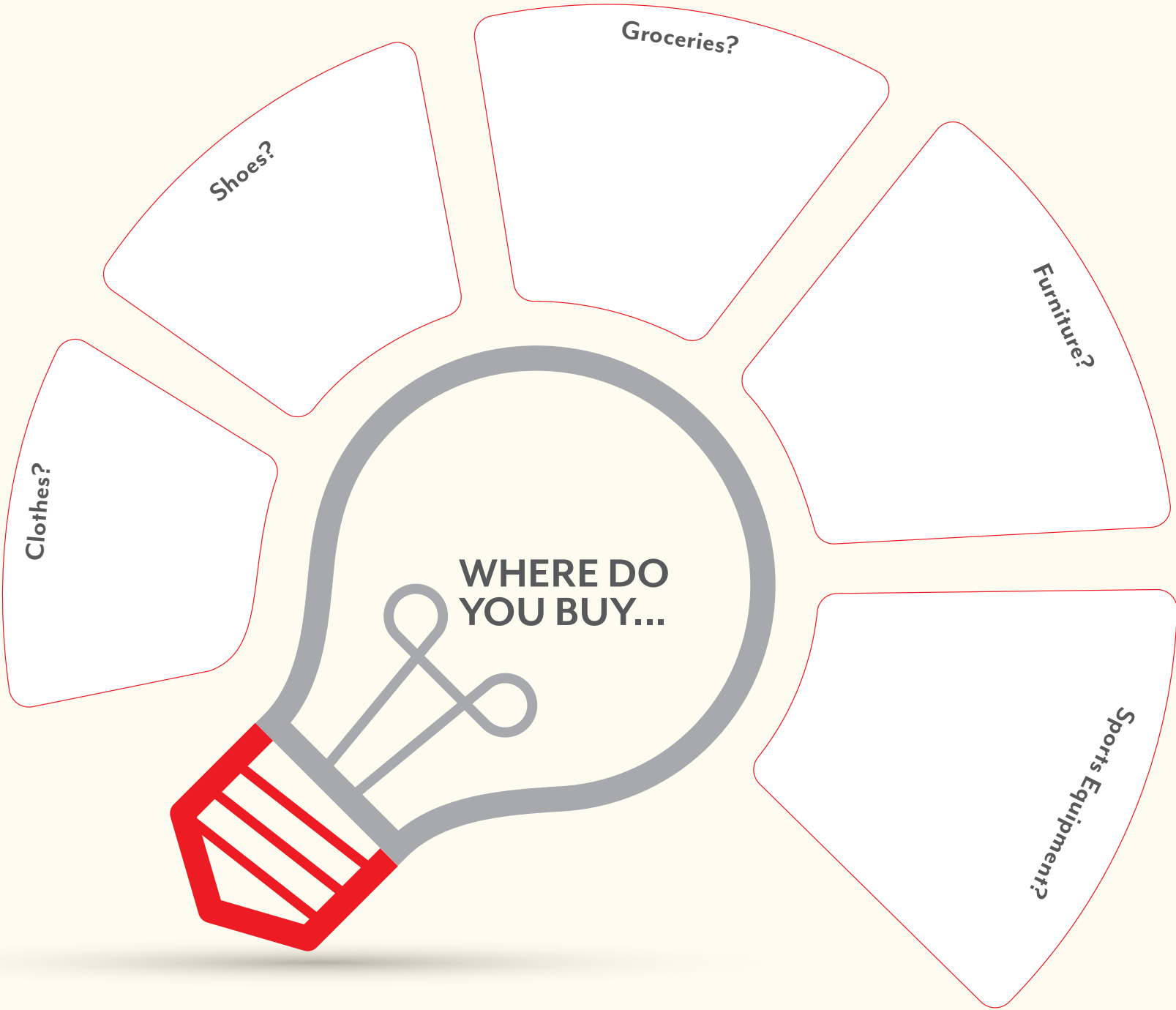
negotiate

hypermarket



Warm up: Mind Map

**Discuss where you buy the things you need and want.
Write the kinds of stores in the mind map.**



Shopping in the UAE – Past and Present



Shopping in the past was not like shopping today. In the past, people shopped in traditional markets called souqs.

Most markets were in towns near the sea. Ships brought goods from other countries to the markets. Markets were busy and noisy.



Each shop in the market sold one good. Spice shops sold spices. Meat shops sold meat. Shoe shops sold shoes. Shoppers went to many shops to buy the goods they needed. Prices were not fixed, so shoppers tried to get lower prices from shopkeepers.

Today, most people shop in supermarkets, hypermarkets and malls. Shoppers can find everything they need in one area. Most shops have fixed prices. That means that the shopkeepers cannot sell goods to people for different prices.



Shop for Traditional
Arabic Shoes



Shop for Dallahs or
Arabic coffee pots



Shop with Spices



Traditional markets had coffee shops and food stands. Sometimes people met in the market to talk with each other or to get the latest news.

Today, most neighborhoods have small supermarkets called baqalahs. They sell a few pieces of many types of goods. Goods sold in baqalahs are more expensive than goods sold in the large supermarkets.



Now more people shop in supermarkets, hypermarkets or malls. They don't have a lot of time. They want to buy many items in one place.

Sometimes people go to malls to eat or drink coffee or have fun. Malls or centers are like the traditional souqs or markets of the past.



Activity 1: Concept Check

Choose the best answer.

Large *souqs* were located _____

1.



near the sea



near
mountains



January 2nd

Shoppers went to _____ shops to buy the goods they needed.

2.



few



many

In traditional *souqs*, shoppers found coffee in a _____

3.



hypermarket



baqalah



coffee shop

In a *baqalah*, you can find .

4.



many pieces of one
good



few pieces of many goods

The malls of today _____ like *souqs* of the past.

5.



are




are not



Activity 2: Class Discussion

What’s the difference between the traditional markets of the past and malls or hypermarket of today? Find at least three differences. How are they the same? Write keywords.





Activity 3: Critical Thinking

In groups, think about the questions. Discuss the answers with your class. Write keywords.

1.	Why were the traditional markets located near the sea?
2.	Why did shops have only one type of good?
3.	Why are goods at the baqalahs more expensive than goods at large supermarkets?



Activity 4: Use Your Creativity

What do you like to do when you go shopping? Do you go to the supermarket? Do you visit the clothing shops? Do you visit the entertainment areas or play games?

Draw what you do when you visit a mall or hypermarket. Think about how that would be different in a traditional market. Discuss with a classmate.



Drawing:

Lesson 7

UAE Emergency Services

Lesson Objective:

By the end of the lesson, students will

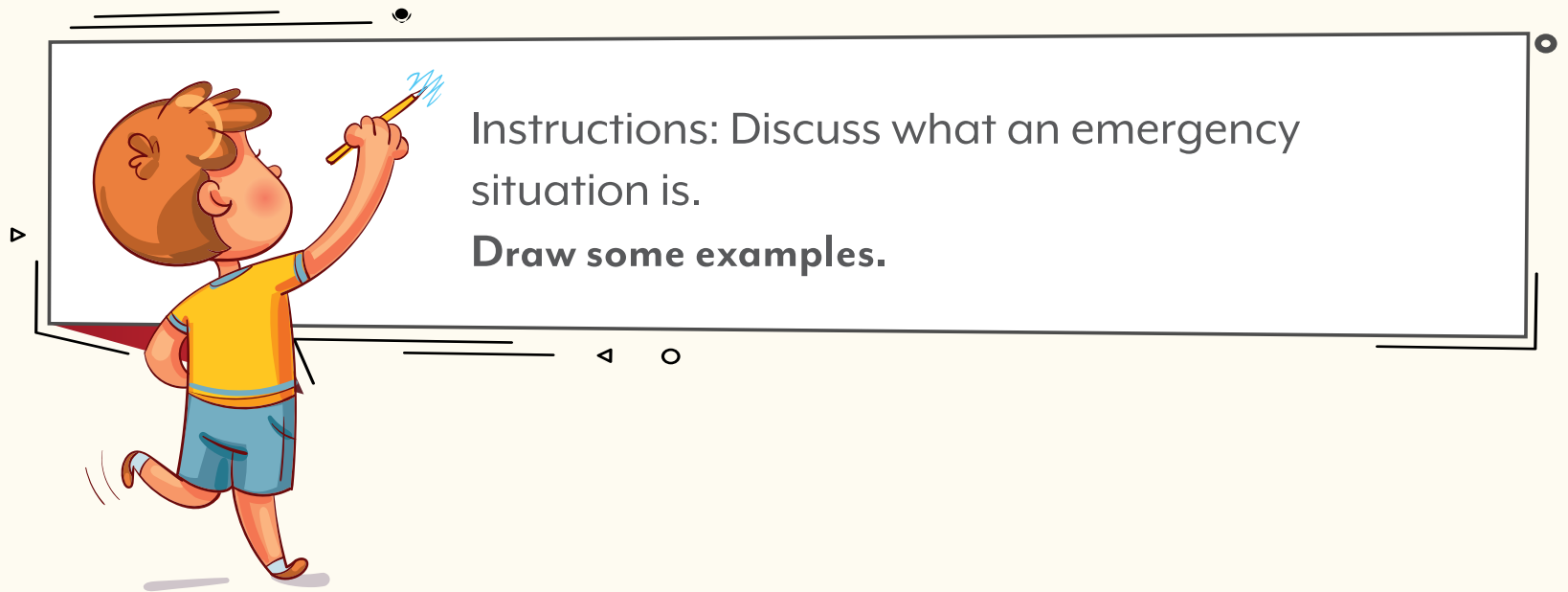
- List emergency services in the UAE.
- Match the service with the emergency.
- Explains the importance of work and describes how people depend upon specialized jobs.
- Understand what caring means and that it can take many different forms.

Vocabulary

emergency



Warm up: Class Discussion





Emergency Services in the UAE



Dialling 999 in the UAE connects the caller to emergency services. Emergency services include police, fire, and ambulance. There are other emergency numbers.

999 for Police



998 for Ambulance



997 for Fire Department (Civil Defense)



996 for Coastguard



991 for electricity failure



992 for water failure





Activity 1: Concept Check

Fill in the blanks..
What number do you call if you want to ...

reach emergency services?



get an ambulance?



report a traffic accident?



report a water failure?



report an electricity outage?





Activity 2: Class Discussion

Discuss why you must never call the emergency number as a joke. What happens to emergency workers when they are called? Write keywords.







Activity 3: Fill in a Form

You should know important information about yourself in case you get lost or need help. Practice filling in an emergency contact checklist.

My Full Name is:

The name of my school is:

I know my address: (yes / no)

I live in the Emirate of:

I know my house phone number: (yes / no)

I know my mother’s mobile number:(yes / no)

I know my father’s mobile number (yes / no)

Lesson 8

Job Fair

Lesson Objective:

By the end of the lesson, students will

- Discuss jobs in the UAE.
- Prepare a presentation about a job.
- Be able to explain different jobs and their function in the community.

Vocabulary

community service

doctor

firefighter



Project Aim:

Think about your future job. What do you want to be or do when you grow up?.



Project Description:

- You will work in a group of three or four.
- You will prepare a presentation to the class about the job you may want to do in the future. It should be a job that is interesting to you and your group.
- You can draw a poster, wear special uniforms, or bring tools that are used in this job to help you present.
- Each group will present for 3 to 5 minutes.



Project Steps:

Step 1: List 4 jobs that you know about.

Job

Job

Job

Job



Step 2: Share with your group members. Chose one for your group presentation. Check with your teacher to get more information about your job.

Write the job your group chose here:



Project Steps:

Step 3: Complete the table for the job you chose.

JOB: _____

These are the tools and / or uniforms for the job (you can draw)

 Drawing:

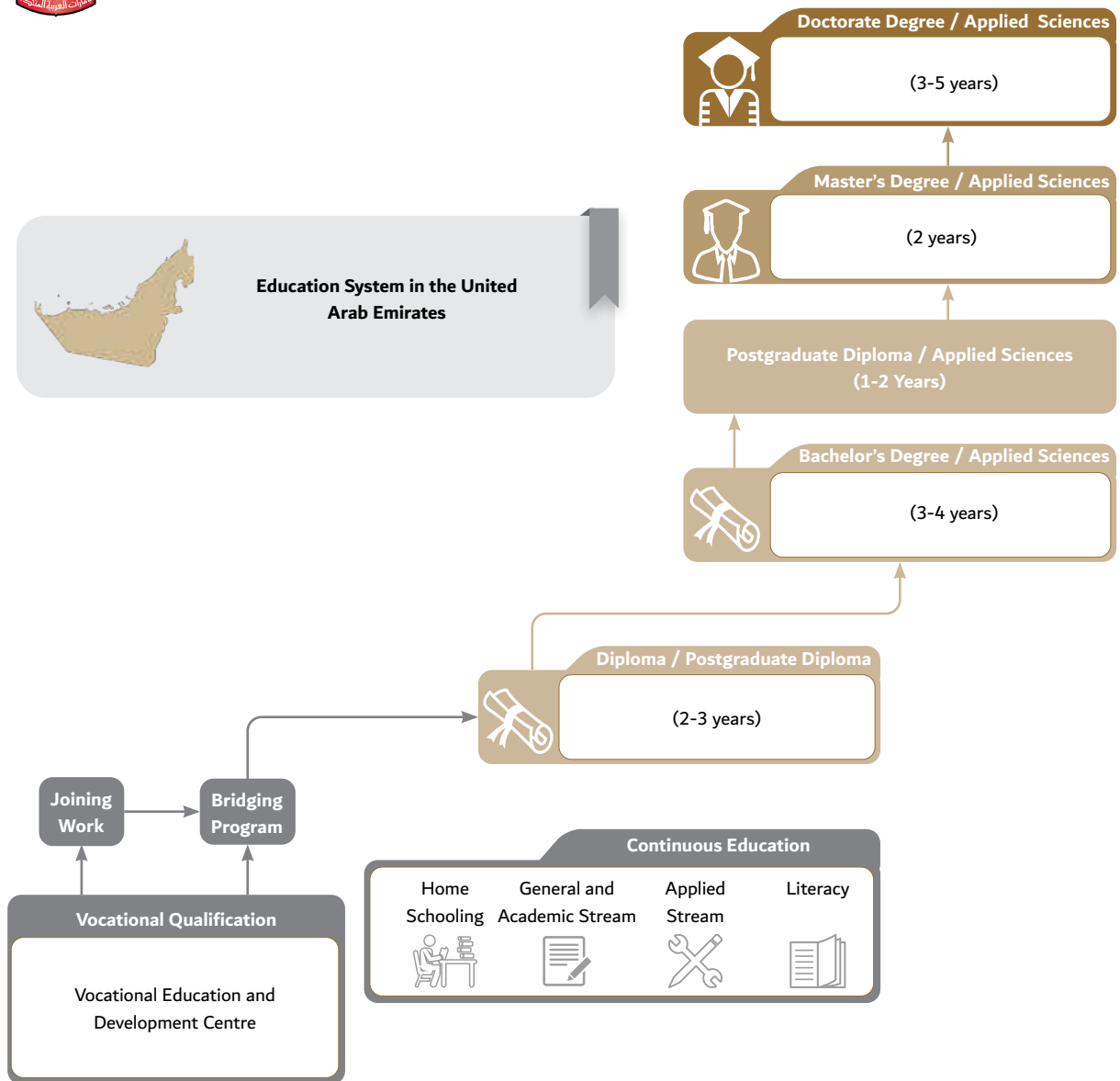
Job requirements:

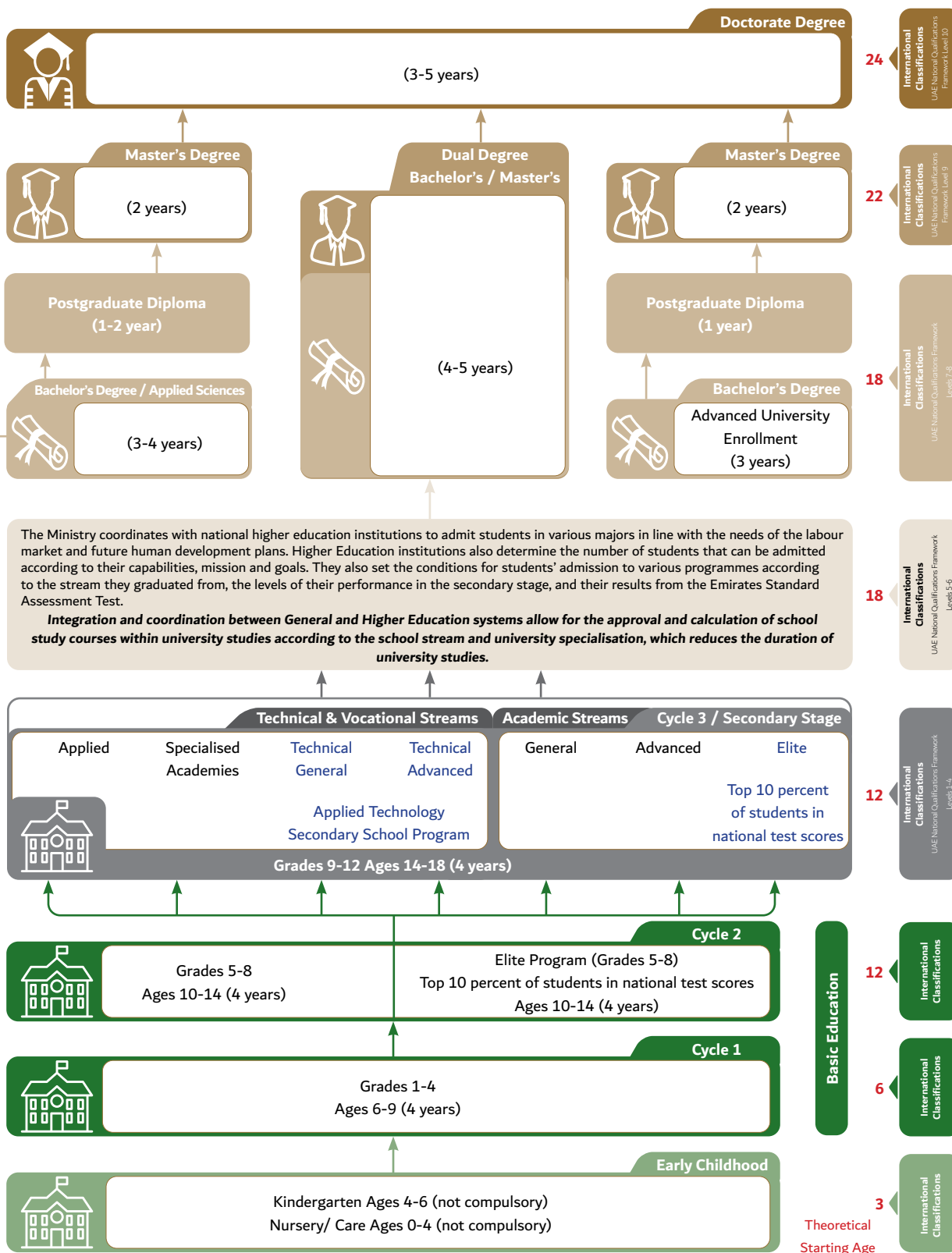
Step 4: Prepare a presentation. Make your poster and plan your presentation. Each student must speak during the presentation. Practice. Make the presentation interesting.

Step 5: Present. Do the presentation. Do you think the other students in the class learned from your presentation? What went well? What could you do better next time?



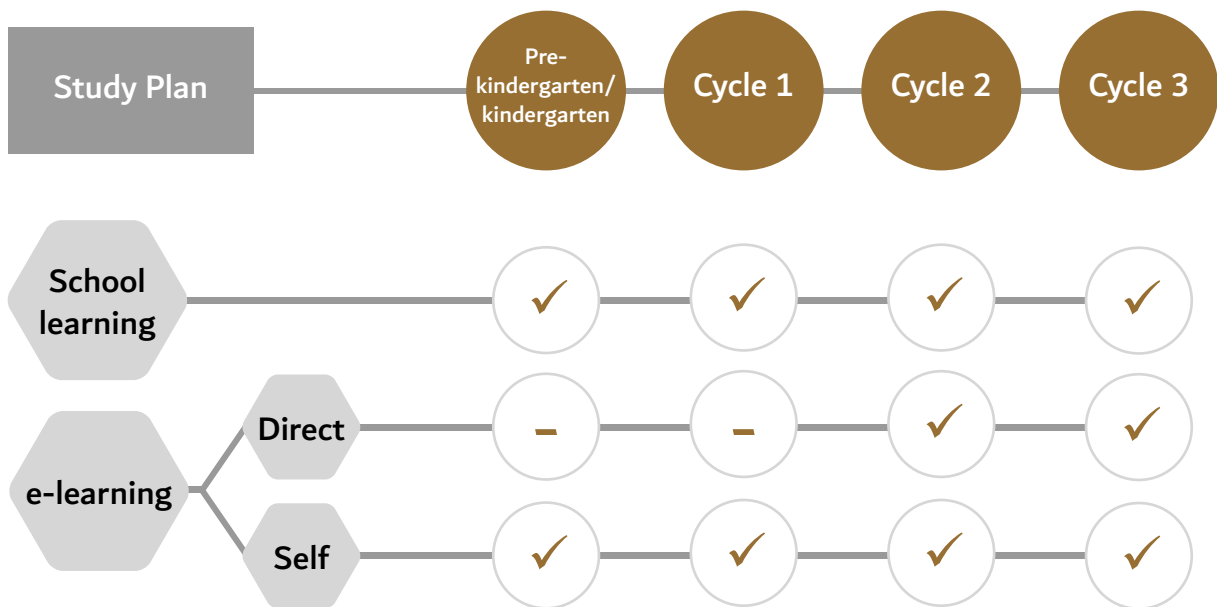
UNITED ARAB EMIRATES
MINISTRY OF EDUCATION





Hybrid education in the Emirati school

Within the strategic dimension of the Ministry of Education's development plans and its endeavor to diversify education channels and overcome all the challenges that may prevent it, and to ensure continuity in all circumstances, the Ministry has implemented a hybrid education plan for all students at all levels of education.



Channels for obtaining a textbook:



برنامج محمد بن راشد
للأفلام الذكية
Mohammed Bin Rashid
Smart Learning Program

Electronic units

