



مؤسسة الإمارات  
للإعلام المدرسي

# Unit 1 : Household Routines Lesson : 7



# Welcome



## ENGLISH

L A N G U A G E



Be on time



Be ready



Close  
your  
camera



Be respectful



Raise your hand

# My Ideal Room

## Objectives and Outcomes Learning

### Listening :

Listen and identify specific information

### Speaking:

Retell detailed information

### Writing :

Use own and others' ideas to plan





# Let's Discuss:

- ✓ How much choice do you get in the design and decoration of your room at home? What changes would you make if you could?




**Support:**

Name one thing in your room.

# Let's watch

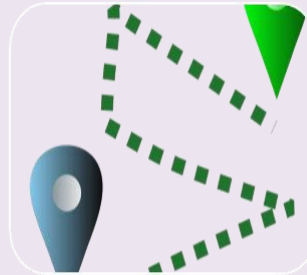
✓ Name one thing in the room that you want.



# Vocabulary



furniture



location,



Door



Windows



Lighting



colour scheme



decorative features

furniture,  
location,  
door,  
windows,  
lighting,  
color  
scheme,  
decorative  
features,

### **Critical Thinking:**

Why is bedroom design important?

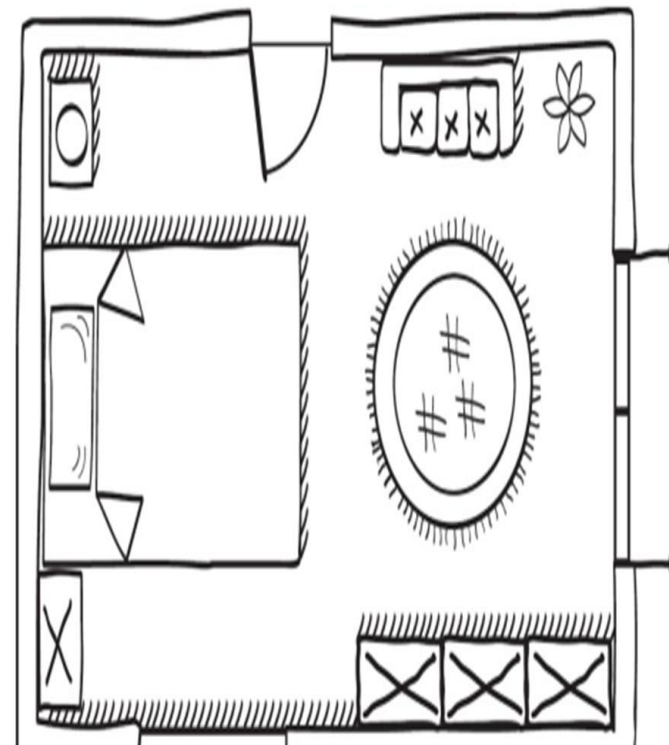
# Writing

Let's read an example:

I really like the room where I spend my nights, but sometimes in my dreams there's a much more beautiful one. It has a very big balcony with a view of the sea and it's bigger than mine. It's lighter and it also has a wide window from where you can see the mountains and a country landscape, too. Its walls are light blue and there are nice pictures hanging from them. In one side, there's a huge bed covered by a patchwork cover, and small lamps on the bedside tables. There's a small white rug on the wooden floor and plenty of books on the shelves opposite to the bed. I hope one day this dream will come true!

1 Imagine you could design your own room. What would it look like? What would it have in it? Draw a plan of your room in your notebook and label it. Think about:

- furniture
- location of door
- location of windows
- lighting
- colour scheme
- decorative features





You are going to write a description of your ideal room to feature in a magazine. Before you write, plan your writing in your notebook. Use the checklist below for ideas.

- What style is it?
- Is it light/dark?
- What is the floor /ceiling like?
- What furniture is there and where is it?
- What is on the walls?
- What does the room feel like? Does it reflect your interests and personality?

### Writing tip

When writing descriptions, try to include a variety of adjectives. This makes the text more interesting and helps the reader visualise what is being described. Compare the sentences below. Which gives you a better picture?

*There are some photos on the wall in my room.*

*My room is blue. There are some old photos on the wall.*

*The walls of my room are painted pale blue. There are some old family photos on the wall.*





# Brain Storm



What style  
is it?



What does  
the room  
feel like ?



What sort  
of furniture  
is there?

Is it big , Is it  
light/ dark

## Ideal Room




Do you  
like it?



# Thank You I hope all of you understood the lesson



How good were you today?

|  |            |  |
|---|--|---|
| <p><b>M (Mastery)</b></p> <p>I fully understand.</p>                              | <p><b>D (Developing)</b></p> <p>I think I understand, but I still need a little support.</p> | <p><b>E (Emerging)</b></p> <p>I don't get it!</p>                                   |
| <input type="checkbox"/>  | <input type="checkbox"/>   | <input type="checkbox"/>  |

