



GRADE 6 UNIT 3 BE CAREFUL!

word	meaning	word	meaning	word	meaning
be careful	كن حذرا	earache	الم في الأذن	in trouble	في مشكلة
website	موقع	sore throat	التهاب في الحلق	fix	يصلح
upload	يرفع ملفات	cold	نزلة برد	germs	جراثيم
download	يحمل ملفات	stomachache	الم في المعدة	sneeze	يعطس
app	تطبيقات	cough	كحة	heart	قلب
account	حساب شخصي	temperature	حرارة	soap	صابون
password	كلمة المرور	dentist	طبيب اسنان	vitamins	فيتامينات
chat	يتحدث	hurts	يؤلم	habit	عادة
digital	رقمي \ الالكتروني	honey	عسل	healthy	في صحة جيدة
online	مُتَّصِل	tablespoon	ملعقة المائدة	get ill	يمرض
surf	يتصفح	warm	دافئ	fizzy drinks	مشروبات غازية
personal	شخصي	rinse	شطف, غَسَل	exercise	يتدرب
information	معلومات	swallow	ابتلع	at least	على الأقل
address	عنوان	should / shouldn't	يجب - يجب ان لا	Wash your hands	غسل يديك
safety rules	قواعد السلامة	coconut	جوزة الهند	brush your teeth	غسل اسنانك
phone number	رقم التليفون	lemonade	عصير ليمون	Have a shower	استحم
table manners	آداب المائدة	sour / sweet	حامض \ حلو	sneeze	يعطس
elbow	كوع	delicious / great	لذيذ \ رائع	make you ill	تجعلك تمرض
throw	يرمي	terrible	فظيع	zookeeper	حارس حديقة الحيوان
pass	تأول	Would you like...?	هل تريد...؟	seat belt	حزام الامان
napkin	منديل	taste	يعطي مذاقا- يتذوق	trip	رحلة
home economics	الاقتصاد المنزلي	How much	كم كمية	confusing	مربك
lap	خُجَر, حُضْن	How many	كم عدد	right-hand side	الجانب الايمن
salt / pepper	ملح	a few	قليل للعدد	traffic	مرور \ زحام
round	حول	a little	قليل للكمية	museum	متحف
mouth full	الفم ممتلئ	strawberry juice	عصير فراولة	pay attention to	يولي اهتماما
quietly / slowly	بهدهوء , ببطء	jumper	بلوفر	countryside	ريف
medicine	دواء	hole	ثقب	archaeologists	علماء الآثار
chemist	صيدلي	borrow	يستعير		
headache	صداع	dropped	اسقط		
toothache	الم الأسنان	screen	شاشة		

1- Complete the following using the suitable word:

Website - app - account - password - chat - digital - online - upload – download - road trip - confusing - seat belt

- A: Were you ----- last night? I wanted to ----- with you.
B: No, I wasn't. I went to bed early.
- I forgot my email ----- and I couldn't check my emails.
- A: Did you ----- your project on time? B: Yes, I did.
- I got a(n) ----- camera from my parents.
- John, check out this new ----- . You can learn about different places.
- You can see the prices of all the food and drinks on the restaurant's new ----- .
- Have you got an email ----- ? I want to send you something.
- You can buy and games from this site.
- You should always put your ----- on when you get into the car.
- My family and I are going to go on a ----- across Europe this summer.
- This maths problem is ----- . Can you help me solve it, please?

2- Read and match.

1. I don't like those photos.

2. Is Tom online?

3. *Let's chat* is a cool app.

4. Dana can't log into her account.

5. Mr Davis, we can't find the website.

6. I lost your phone number, Steve.

☐☐☐☐☐☐**A**

You should download it!

B

Can you help her?

C

Can you help us, please?

D

Don't upload them.

E

Can you please give it to me?

F

I want to chat with him.

3- Choose the correct answer.

- Can you **throw / pass** me the sugar, please?
- I hurt my **elbow / napkin** when I fell off my bike.
- My cat, Snowball, likes to sleep on my **elbow / lap**.
- Danny has got terrible **home economics / table** manners. He always eats with his elbows on the table.

4- Read the clues and complete the sentences.

- I can't swallow or speak. I have got a s----- .
- You take m----- when you are ill.
- Ouch! My tooth hurts. I have got a t----- .
- My head hurts, I have got a sore throat and a cough. I have got a c----- .
- A c----- is a loud noise you make from your throat when you are ill.

6. When your stomach hurts, you have a s-----.
7. When your head hurts, you have got a h-----.
8. You go to the c----- to buy medicine.
9. My ear hurts. I have got e-----.

4- Use the prompts to write sentences. Use before or after.

1. The jacket was worse / I washed it (after)
-----.
2. the screen got stuck / I downloaded the app (after)
-----.
3. I was taking a photo / my mobile fell in the swimming pool (before)
-----.
4. I pressed the button on the side and on the front of the tablet / I downloaded the app again (before)
-----.

5- Read and circle A, B, C or D.

1. Keep your ----- healthy by eating a lot of fruit and vegetables and exercising every day.
A germs B vitamins C teeth D heart
2. Always wash your hands after you -----.
A sneeze B have a shower C sleep D exercise
3. Drinking lots of fizzy drinks is an unhealthy -----.
A manner B meal C habit D germ
4. A: Did you wash your hands with -----, Tommy? B: Yes, Mum.
A medicine B soap C fizzy drinks D vitamins
5. The ----- you have got on your hands can make you ill.
A heart B germs C cough D soap
6. Fresh orange juice has got lots of -----.
A germs B sneeze C vitamins D sleep

6- Complete the following using the suitable word:

terrible - napkin - download - lap - password - earache - digital - vitamins

1. I can't go swimming because I have got -----.
2. The fish tasted ----- . I didn't eat it.
3. Oranges have got a lot of ----- .
4. I can't ----- anything. The Internet isn't working.
5. Can I have a(n) -----, please? There aren't any on this table.
6. I couldn't take any photos on my holiday because my ----- camera broke.
7. I can't get into the website. I need to have a(n) -----.
8. My baby cousin likes sitting on my ----- when we watch TV.

Healthy habits for healthy kids!

Everyone wants to be healthy, but what do we need to do to stay healthy? There are three easy ways to do this: Eat right: (Your body needs vitamins. Vitamins keep your body healthy!)

- Eat lots of fruit and vegetables. • Drink at least seven glasses of water every day.
- Don't eat a lot of sweets or drink many fizzy drinks. Exercise: (Exercising is very important. It keeps your heart healthy and you don't get ill easily!)
- Exercise for at least one hour every day. • Don't sit in front of the TV for more than two hours a day.
- Get at least eight hours of sleep every day. Keep clean: (We should always be clean to stay healthy.)
- Wash your hands before and after meals. • Wash your hands after you cough or sneeze.
- Wash your hands after you use the toilet. • Brush your teeth after every meal and before you go to bed.
- Have a shower every day.

7- Read and answer the questions.

1. What are three ways to stay healthy?

.....

2. How many glasses of water should we drink every day?

.....

3. What should we do before and after meals?

.....

4. How long should we wash our hands for?

.....

5. Why is exercising important to stay healthy?

.....

6. What else should we do to keep healthy?

.....

Mr. Elhusseini Ali



55225144

خبرة طويلة تدريس كل المراحل

Asking about someone's health / should , shouldn't

السؤال عن صحة شخص واستخدام يجب أن ولا يجب

- What's the matter? = ؟ ما الأمر ؟ What's wrong? ؟ المشكلة ؟

1- What's the matter, Hamad ? - I have got a cold. * You should go to the doctor. * You shouldn't drink cold water.	ماذا حدث لك يا حمد ؟ اصبت بنزله برد يجب ان تذهب للطبيب يجب أن لا تشرب مشروبات باردة
2- What's wrong, Ali? - I broke my brother's mobile phone. * You should * You shouldn't	ما الخطب يا علي؟ لقد كسرت هاتف اخي يجب أن يجب أن لا

4- Complete the table using the words in the box.**sore throat - toothache – headache - stomach ache**

	should	shouldn't
1. -----	sleep or relax for a while	exercise
2. -----	drink warm tea or milk	drink cold water
3. -----	go to the dentist	eat sweets
4. -----	have some warm rice soup	eat too much

5- Use should/shouldn't:

1- I feel tired. [go to the doctor]

2- My tooth hurts me. [eat / sweets]

3- I feel stomach ache. [stay at bet]

Would you like.....?

هل تريد ؟

I'd like

للإجابة نستخدم

* Would you like some apples? - Yes, please. I need a few apples.

* Would you like some lemonade? - No, thanks. I don't like it.

How many...? ؟..... كم عدد

I need **3 / a few** احتاج 3 \ القليل من

How much ...? ؟ كم كمية (لا تعد)

I need **some / a little** احتاج بعض \ القليل من

There **are a few apples** in the basket.

There **is a little juice** in the glass.

taste / look / sound / smell (يبدو) + adjective صفة

He looks happy. - It smells good.

It's/They're good / bad for you.

6- Put the words in the correct order to form a dialogue.

1. like / would / coconuts / some / you / ?

2. thanks. / I'd / some / no, / like / mangoes, / please

3. many / you / need / do / how / ?

4. like / mangoes, / seven / I'd / please.

5. you / here / are

7- Read and circle A, B, C or D.

1. Ryan can't get into his email account, so he asked his brother to help -----.

A me

B his

C her

D him

2. How ----- sugar would you like in your coffee?

A many

B any

C much

D a few

3. Joan has got a sore throat. Her mum is making ----- some tea.

A she

B them

C me

D her

4. Those coconut biscuits smell delicious. ----- two, please?

A Should I have

B Can I have

C Would you like

D Please take

5. Angie and May are thirsty. Give ----- some water.

A her

B me

C them

D they

6. I'd like ----- sugar in my coffee, please.

A a little

B many

C a few

D much

Writing tip

to tell about your problem and ask for help :

I have got a problem with... / I'm sad... / I'm in trouble,

I don't know what to do / What should I do?, Can you help me?

to give advice.

I think you should..., You can..., / Don't worry, Cheer up, It's going to be all right to •

Use **before** and **after** to talk about the order of events.

Betty:

Hi, Julie! I have got a problem with my sister. She always takes my clothes, but she never asks me first. Last week, she took my favourite jumper. There's a hole in it now! What should I do?

Julie:

Hi, Betty! I understand your problem. I think you should talk to your sister. Tell her to ask you before she borrows your things. You can borrow her things too.

Fred, I need your help! My brother got a new tablet. I wanted to play a game, so I took it after I finished my homework. While I was playing, I dropped it and the screen broke. I'm in trouble! Can you help me, please?

You should apologise to your brother and explain what happened. You can also fix it for him. Don't worry, Harry! It's going to be all right.

Read the text message and write a reply

Ali:

Hamad, I'm so sad. My mobile phone fell in the swimming pool. I was taking a photo when I slipped and fell. Now it doesn't work. What should I do?

.....

.....

.....

.....

.....


.....

.....

.....

.....

.....



Mr. Elhusseini Ali  **55225144**

خبرة طويلة تدريس جيع المراحل

Grade 6 Unit 4 Life in town



word	meaning	word	meaning	word	meaning
postman	رجل البريد	pavement	رصيف	scuba diving	غوص الإسكوبا
photographer	مصور	get on	يركب	lift	مصعد
businessman	رجل أعمال	underground	المترو	damage	ضرر / تلف
secretary	سكرتيرة	remember	يتذكر	earthquakes	زلازل
reporter	مراسل صحفي	escalators	سلم كهربائي	surface	سطح
university	جامعة	park (v.)	يركن	flood	طوفان
office	مكتب	be quiet	كن هادئا	waves	أمواج
learn a language	يتعلم لغة	take books home without asking	يأخذ كتباً للبيت بدون إذن	natural disaster	كارثة طبيعية
have to / has to	يجب أن	return books	يعيد الكتب	coast	ساحل
order	طلب / يطلب	on time	في الموعد	tsunamis	أمواج تسونامي
bill	فاتورة	picnic	نزهة خلوية	destroy	يدمر
mushroom	عيش الغراب	square	ميدان	underwater	تحت الماء
pepper	فلفل	café	مقهى	seaside cities	مدن ساحلية
meatballs	كرات اللحم - كفته	skate park	منتزه تزلج	rocks	صخور
sauce	صلصلة	aquarium	حوض الأسماك	last	يستمر
tuna	تونا	invite	يدعو	drop to your knees	اجثوا على ركبتيك
olive	زيتون	invitation	دعوة	stay away from	ابقي بعيداً عن
restaurant	مطعم	sure	بالتأكيد	tectonic plates	الصفائح التكتونية
later	فيما بعد	accept / refuse	يقبل / يرفض	entrance fee	رسم دخول
No way!	لا يمكن	give an excuse	يقدم عذراً	pay	يدفع
That's great	يبدو جميلاً			free	مجانياً
type	نوع / يطبع	I'm afraid	أنا متأسف	scale	مقياس / ميزان
be on time	في الموعد تماماً	seed	بذور	strength	قوة
library	مكتبة	green bean	فول أخضر	magnitude	مدى
do projects	يعمل مشروعات	grow	ينمو / يزرع	poster	ملصق
wear	يرتدي	soil	تربة		
cross the street	يعبر الشارع	plant	نبات / يزرع		
ticket	تذكرة	playground	يزرع		
change lines	يغير خطوط المترو	vegetables	خضروات		
bicycle lane	حارة الدراجات	take care	يرعى		
bicycle rack	مكان ركن الدراجات	in summer	في الصيف		
traffic lights	إشارات المرور	in autumn	في الخريف		

Exercises on VocabularyWb - Read and circle. Then match.

1. Steve is a **businessman / teacher**. He has got three computer shops.
2. The **secretary / reporter** interviewed the successful businessman.
3. The students **learn a language / watch TV** with Mr. Hussein , the English teacher.
4. The **postman / police officer** brought this box in the morning.
5. Ali works for a magazine. He was in his **garden / office** until late last night working on an article.
6. Leo is studying History at **university / playground** this year.
7. The **photographer / doctor** took a beautiful photo of the boy.
8. Pete can type very fast because he worked as a **driver / secretary** for two years

WB- Read and circle.

1. Pete works in an office at the university as a **photographer / secretary**.
2. Can we have the **bill / line**, please?
3. The **escalator / pavement** isn't working.
4. You can park your bike outside the shop. There's a bicycle **rack / square**.
5. My uncle **crosses / grows** peppers in his garden.
6. Tomorrow our class is going to go on a school trip to the **office / aquarium**.

WB- Read and complete

surface - earthquakes - flood - tsunamis - waves - destroy - coast - lift - damage

1. The boy put his toy boat on the _____ of the lake and it floated away.
2. My family and I spent the summer at the _____. I went swimming every day.
3. Thankfully, the fire didn't cause a lot of _____ to the building.
4. Forest fires _____ the homes of animals and birds.
5. The children came out of the sea when the _____ got big.
6. The _____ was very bad. Everyone in town left their homes because there was water everywhere.
7. Natural disasters like _____ and _____ are very dangerous.
8. When the lights went out, the _____ stopped. It was scary!

WB- Complete the following sentences with the suitable word from the box :

park - lanes - escalator - ticket - lines - cross - lights - rack - pavement

1. You must always look at the traffic ----- before crossing the street.
2. There is a bicycle ----- in front of the library. You can leave your bike there.
3. Stand on the right when you are on the -----.
4. My town has got bicycle ----- for bike riders to use.
5. The London Underground has got many ----- . It goes everywhere.
6. You can't get on the bus without a -----.
7. Don't walk in the road, Roger! It's dangerous! Use the -----.
8. You should only ----- the road when the light is green.
9. You can't ----- here. It's a bus stop.

WB- Write the words in the correct column.

sauce postman skatepark café reporter mushroom
businessman olive market meatballs office tuna photographer

Food	Occupations	Places



WB- Look, read and complete.

On Sunday we are going to go on a school trip to a farm.

We are going to learn how to (1) -----  fruit and vegetables.

Then we are going to dig up carrots from the (2) -----  and eat

them and pick some (3) -----  . They are also going to give us

(4) -----  so that we can (5) -----  our own vegetables at home.

Grammar

Obligation الإلزام و الضرورة

Statement	Negative	Question & Answers
I we you they plurals have to + V1 They have to sleep early.	I we you they plurals don't have to + V1 They don't have to sleep early.	I we you + have to + V1? they plurals Do Do they have to sleep early? Yes, they do / No, they don't .
He She It Singulars has to + V1 He has to tidy his room.	He She It Singulars doesn't have to + V1 He doesn't have to tidy his room.	he she + have to + V1 ? it Singulars Does Does he have to tidy his room? Yes , he does . / No, he doesn't .

* With Wh- words

- **What** do you **have to** do to become a teacher? → I have to go to university.

Obligation الإلزام	Prohibition الحظر أو المنع
must + V1 I must repair the roof before winter comes.	mustn't + V1 You mustn't park your car here.
	can't + V1 We can't use this equipment. It isn't ours. We can't go to the park now. It's dark outside.

Would you like to...?

لدعوة شخص إلى شيء

* Accepting

الرد بالموافقة

- That would be nice.
- I'd love to.
- Sure.

* Refusing

الرد بالرفض

- I'm afraid I can't.
- I don't think so.

Mr. Elhusseini Ali  55225144
 خبرة طويلة تدريس جيع المراحل

Wb Read and complete. Use have to.

1. You _____ (brush) your teeth before you go to bed.
2. Mona _____ (sleep) early tonight because tomorrow is Sunday.
3. **A:** _____ I _____ (tidy) my room now?
B: Yes, you do. Your cousins are going to visit us.
4. The students _____ (learn) a new language in Year 4.
5. **A:** _____ Anna _____ (type) fast to become a secretary?
B: Yes, she does.
6. **A:** _____ Jerry and Phil _____ (do) their homework for tomorrow?
B: No, they don't.

WB - Read and complete. Use must, mustn't and can't.

go - wear - swim - eat - put - ride

1. You _____ before you exercise.
2. I'm sorry, Tom, but you _____ out until you do your homework.
3. Bike riders _____ bright clothes at night.
4. Children under eight years old _____ on the roller coaster.
5. You _____ after you eat.
6. The children _____ a helmet on when they ride their bikes.

Read and circle A, B or C.

1. You _____ cook tonight. We're going to order pizza.
A should **B** don't have to **C** have to
2. **A:** _____ to the café with me?
B: Sure!
A Do you have to go **B** Should you go **C** Would you like to go
3. You _____ park here. It's a bicycle lane.
A must **B** should **C** can't
4. You _____ always wear a helmet when you ride your bike.
A must **B** can't **C** mustn't
5. **A:** Ryan and I are going to the skatepark. Would you like to come with us, James?
B: _____. I have to study for my maths test.
A That would be nice **B** I'm afraid I can't **C** I'd love to
6. When you are at the museum, you _____ switch off your mobile phone.
A mustn't **B** can't **C** must

Reading

Read the text and write **T** for True or **F** for False.

Hi! My name's Omar.

When I grow up, I want to become a reporter because I like travelling to different places.

To become a reporter you have to go to university and study journalism. You have to learn a lot of different languages because you travel all over the world and interview people. Reporters have to be clever and ask all the right questions. They have to speak well and clearly. They also have to speak in front of the camera a lot, so they can't be scared of cameras.

Reporters work for many hours a day. They have to be good at using computers. They work from home, at the office and in many other places they go to.



1. Omar wants to become a reporter because he wants to meet people. ☐
2. You have to go to university to become a reporter. ☐
3. You don't have to ask people questions when you're a reporter. ☐
4. You have to know how to use a camera to be a reporter. ☐
5. You have to know how to use a computer to be a reporter. ☐
6. Reporters work in different places. ☐

WB- Read and put the parts of each **dialogue** in the correct order

- | | |
|---|--|
| <p>1. A At three o'clock. <input type="checkbox"/></p> <p>B We're going to have a picnic in the park tomorrow. Would you like to come? <input type="checkbox"/> 1</p> <p>C I'd love to. What time? <input type="checkbox"/></p> <p>D Great! See you there! <input type="checkbox"/></p> | <p>2. A Jamie and I are going to go to a book fair tomorrow. Would you like to come with us? <input type="checkbox"/> 1</p> <p>B The book fair is at eight o'clock. <input type="checkbox"/></p> <p>C I'm afraid I can't. I have a basketball game at eight. <input type="checkbox"/></p> <p>D Sure! What time? <input type="checkbox"/></p> |
|---|--|

WB- Read the email and complete the information leaflet.

Dear Eve,

How are you? I hope you are feeling better. I'm writing to give you some information about the school trip on Monday. We're going to go to the Archaeological Museum.

First of all, you have to bring £8 with you for the entrance fee. You must wear trainers because the museum is very big, and we are going to be there the whole day. You mustn't bring any food with you because you can't eat in the museum. But don't worry, they are going to give us some juice and a sandwich for free. Oh, and you shouldn't bring your camera because you mustn't take photos in the museum. Finally, your parents have to come and get you from school at 5.00 because the bus is going to leave us there.

See you on Monday!

Katie

School trip

- To the (1) _____
- You have to bring (2) _____ for the entrance fee.
- You must wear (3) _____.
- You mustn't bring any (4) _____ to eat.
- You shouldn't bring a (5) _____.
- You mustn't (6) _____ in the (7) _____.
- Your (8) _____ have to come and get you from (9) _____ at five o'clock.

WB- Look at the information leaflet, and write an email to a friend giving the information he/she needs to know before you go to the amusement park.

Happy Days Amusement Park



- Entrance fee £12 for children over 10 years old
- Free for children under 10
- Must be over 10 to ride the roller coaster
- Mustn't eat or drink on the rides
- Mustn't wear sandals on the rides
- Mustn't wear shoes on the bouncy castle
- Buy tickets for the rides at the ticket stalls – not at the rides

WB- What **job would you like to do** / what would you like to become?

Write a short paragraph about that job.

Hi! I'm _____

Mr. Elhusseini Ali  55225144
خبرة طويلة تدريس جميع المراحل