

H. Q. Mitchell – Marileni Malkogianni



TOP STARS 4a

Student's Book



Academic Year 2021–2022


mm
publications

GRADE **4**

SEMESTER 1



TOP STARS **4a**

Student's Book

School

Name

Class

H. Q. Mitchell – Marileni Malkogianni

Academic Year 2021–2022





mm
publications



حضرة صاحب السمو الشيخ تميم بن حمد آل ثاني
أمير البلاد القطري

النشيد الوطني

قَسَمًا بِمَنْ رَفَعَ السَّمَاءَ	قَسَمًا بِمَنْ نَشَرَ الضِّيَاءَ
قَطْرٌ سَتَبْقَى حُرَّةً	تَسْمُو بِرُوحِ الْأَوْفِيَاءِ
سِيرُوا عَلَى نَهْجِ الْأَلَى	وَعَلَى ضِيَاءِ الْأَنْبِيَاءِ
قَطْرٌ بِقَلْبِي سِيرَةٌ	عِزٌّ وَأَمْجَادُ الْإِبَاءِ
قَطْرُ الرِّجَالِ الْأَوَّلِينَ	حُمَاتُنَا يَوْمَ النِّدَاءِ
وَحَمَائِمُ يَوْمَ السَّلَامِ	جَوَارِحُ يَوْمِ الْفِدَاءِ

	Grammar	Vocabulary	Phonics	QNCF competencies
Module 1 It's my life p. 7	Present Simple Adverbs of frequency What time does (the bus) leave/ arrive? It leaves/arrives at... How long does it take to get to school? (Fifteen) minutes. What's the date today? It's... When's the (flower festival)? It's on... Where are you from? I'm from (the USA). I'm (American).	Everyday activities Hobbies Time Ordinals Countries Nationalities	/θ/ tooth thin /ð/ this that /ʃ/ ship fish /tʃ/ chair peach kitchen catch	
Module 2 My favourites p. 19	What's your favourite subject? I'm good/bad at... How often do you...? Once/ Twice/ Three times a week./ Every day. -ing form like/enjoy/love don't like / dislike/hate/ prefer + -ing form	School subjects Hobbies Free-time activities	/ɛɪ/ dates /aɪ/ white /æʊ/ teacher /uː/ food /juː/ computer	
Module 3 Out and about p. 31	Present Progressive Why are you...? Because... have to/don't have to Do you have to...? Yes, you do. / No, you don't.	Actions Housework	/ɪ/ picture rabbit pink /aɪ/ white bike kite	

	Grammar	Vocabulary	Phonics	QNCF competencies
Module 4 Nice and tasty p. 43	There is a... There are some... What do you want? I want a/an... What do you need? I need some... There isn't / aren't any... Are there any...? Yes, there are. / No, there aren't. Have you got any...? How much is it? It's... How much are they? They're... How much / How many...? Can I have some ... please? Can I try some ... please? Would you like some...? Yes, please. / No, thank you.	Food and drinks Food containers	/ʌ/ summer sunny under sun /uː/ June scuba diving fruit	
Module 5 Sports p. 55	Past Simple	Sports Sports equipment	/ʌ/ mother love /ɒ/ pot hot	
p. 67 Grammar Reference				
p. 73 Irregular Verbs				
p. 74 Word List				
p. 77 Using a Vocabulary List				

QNCF COMPETENCIES

 Creative and Critical Thinking	 Literacy	 Numeracy	 Communication
 Cooperation and Participation	 Inquiry and Research	 Problem Solving	

Contents

1	It's my life!	7
2	My favourites	19
3	Out and about	31
4	Nice and tasty	43
5	Sports	55
	Grammar Reference	67
	Irregular Verbs	73
	Word List	74
	Using a Vocabulary List	77




It's my life!

1

SONG

1 🔑 🔊




wake up



have breakfast/
lunch/dinner




go to work



take
the train



rain



late

Tip!

Before you listen, look at the pictures carefully.

2 Listen and match. Then say. 🔊

Routines

- 1 From Sunday to Thursday,
I go to school at seven.
I always wake up early.
I don't want to be late.
- 2 My sister always goes shopping
At weekends.
She sometimes has lunch
With some of her friends.
- 3 My brother rides his bike to work,
But he never rides it in the rain.
When the weather's bad,
He always takes the train.

LOOK! p. 67

My brother **always** wakes up at six o'clock in the morning.

I don't **usually** ride my bike to school.

My brother doesn't **usually** walk to school.



always



usually



sometimes



never



A



B



C

3 Look at the table below. Work with your partner and tick (4).
Then talk about yourself and your partner. 🗣️

I always wake up at half past six. Ron never wakes up at half past six.

		always	usually	sometimes	never
wake up at half past six	You				
	Your partner				
have breakfast	You				
	Your partner				
ride / bike to school	You				
	Your partner				
go to school at seven o'clock	You				
	Your partner				



Tip!

Learn whole phrases (e.g. verb + noun), not just individual words.


1




classmate

take
the buswalk to
school


have a class



arrive



leave



wait

2


Read and answer. Who is Salim?



Tip!

Read the text quickly to understand the main idea.

It's the first day of school.
The children are at the bus stop.




Hi! I'm Salim.

Hi! I'm Rashid. Nice to
meet you, Salim. This is
Omar.

And I am Tab!

Hi, Salim!

1



What time does the
bus arrive at school?

It arrives at a quarter past eight.
School starts at half past eight.

2

On the bus...

Where's Karim? He's always late!



Oh, no! The bus!
Wait for me!

3

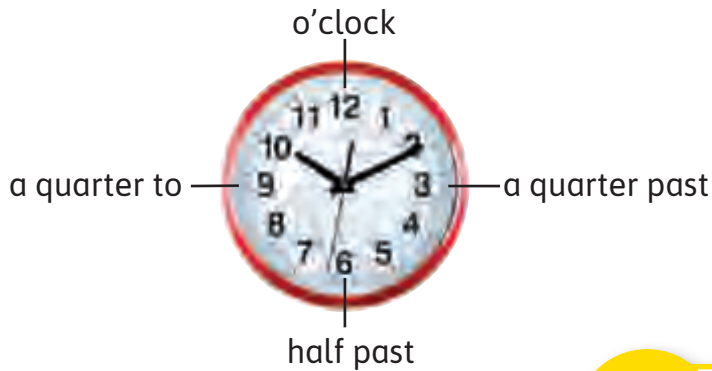
In the classroom...

Welcome back to school, children.
This is your new classmate, Salim.
But... where's Karim?

Don't worry, Karim.
It's OK. But don't be
late again, please!

Phew!
I'm sorry,
Mr Saud.

4



LOOK!

pp. 67-68

Do you **walk** to school every day?
Yes, I do. / No, I don't.

What **time** does the bus leave/arrive?
It leaves/arrives **at a quarter past eight**.

How **long** does it take to get to school?
Fifteen minutes.

Tip!

Before you listen, read the questions and options carefully.

3 Read again and write **T** for True or **F** for False.

1. The bus arrives at school at half past eight. _____
2. Karim is always late. _____
3. Salim, Karim and Rashid get on the bus. _____
4. The bus waits for Karim. _____
5. Salim is a new classmate. _____
6. Karim arrives late at school. _____
7. Mr Saud is angry. _____

4 Listen and circle **A** or **B**.

1. What time does the train leave?
A. at a quarter to nine **B.** a quarter past nine
2. How long does it take Ned to get to school?
A. five minutes **B.** eight minutes
3. What time does Ahmed have a karate class?
A. at half past three **B.** at four o'clock

5 Play a guessing game. Ask and answer with your partner.

Which bus do you take to school?		
Bus 1	Bus 2	Bus 3
Leave: 6.30	Leave: 6.30	Leave: 6.15
Arrive: 6.45	Arrive: 7.00	Arrive: 6.45
Time: 15 mins.	Time: 30 mins.	Time: 30 mins.

Do you take the bus to school?

What time does it leave?

What time does it arrive?

How long does it take to get to school?

Is it bus number 3?

Yes, I do.

It leaves at a quarter past six.

It arrives at a quarter to seven.

It takes thirty minutes.

Yes, it is!

1 🔍 📖 🔊

1st - first**2nd** - second**3rd** - third**4th** - fourth**5th** - fifth**6th** - sixth**7th** - seventh**8th** - eighth**9th** - ninth**10th** - tenth**11th** - eleventh**12th** - twelfth**13th** - thirteenth**14th** - fourteenth**15th** - fifteenth**20th** - twentieth**21st** - twenty-first**22nd** - twenty-second**30th** - thirtieth**31st** - thirty-first2 Read and answer. What are the three texts about?  🔊

Let's celebrate!



Today is the second day of Eid al-Adha. For three days, we have a big celebration. We wear nice clothes, visit our friends, and give presents. We also have a big dinner with meat and we give food to poor people. It's my favourite festival!

Salim, Qatar



There's a spring flower show here in April. From 14 to 22 April, you can visit parks, plant flowers and have a picnic. People make T-shirts and dresses with flowers on them! It's fun!

Harry, UK




Every year, for about a week in July and August, there's a flower festival here. Today is the third day of the festival. There is a big flower parade, and people ride horses. You can see old cars too. We always have fun!

Carlos, Colombia






give presents



ride a horse



poor



festival



parade

LOOK!

p. 68

What's the **date** today? It's **2 October**.

When's the Flower Festival? It's **on** 21 April.

Tip!

'It's 2 October,' but we say 'It's on the second of October.'

3 Read activity 2 again and tick (4).

A B

	Eid al-Adha, Qatar	Flower Festival, Colombia	Spring Flower Show, UK
1. People wear nice clothes.			
2. It's in April.			
3. There's a big parade.			
4. People can ride horses.			
5. People can make clothes.			
6. People give food to the poor.			

4 Listen and tick (4). 🎧 🔊

1. What's the date today?

June 6

A ☐

June 16

B ☐

2. When's the Flower Festival?

May

A ☐

April

B ☐

5 Look at the table with the (special) days and write the dates. Ask and answer with your partner. 🗣️ 📅

Days	Dates
today	
Qatar National Day	
Recycling Day	
World Water Day	

What's the date today?

When's Qatar National Day?

It's the second of October.

It's on the eighteenth of December.



Qatar
Qatari



the USA
American



the UK
British



Morocco
Moroccan



Korea
Korean



China
Chinese

1



2

Where are the children from? Ask and answer with your partner.

LOOK! p. 68

Where are you from?

I'm from the USA.
I'm American.



Where is Jassim from?

He's from Qatar.
He's Qatari.
Where's...



Tip!

While listening, try to understand the general idea, not every single word.

3

Listen and draw a flag. Then listen and write the name of the country it belongs to.



4

Talk in pairs. Then report to the class.

Where are you from?

Oh, you're British.

I'm from the UK.



She's British.
She's from the UK.



1 What does Ted do after school? Read and find out.

Start your email with: *Hi!, Hello! or Dear...*

Compose mail

To:

[Add Cc](#) [Add Bcc](#)

From:

Subject:

[Attach a file](#)

Hello, Steve!

My name is Ted, and I'm ten years old. I'm from the USA, and I live in New York City. I always wake up at half past seven in the morning. I have breakfast, and I usually ride my bike to school. I get home at half past three. In the afternoon, I play football with my friends, or we play computer games. I usually go to bed at nine o'clock. What's your day like?

Write back soon,

Ted

Finish your email with: *Bye for now, See you soon or Love* and write your name underneath.

Tip!

Remember to check punctuation and capital letters in your writing.

2 Read Ted's email and complete.

1. Name: _____

2. Age: _____

3. Nationality: _____

4. Lives in: _____

5. Wakes up: _____

6. Gets home: _____

7. Goes to bed: _____


8. Hobbies: _____

Writing tip

How to write an email to a friend:

- Begin your email with **Hi!** or **Hello!**
- Write about your daily routines and hobbies. Use the Present Simple and adverbs of frequency.
e.g. *I always have breakfast in the morning.*
- Use **and** to connect related ideas and **or** to introduce another possibility.
e.g. *We play football **and** tennis.*
*I play football with my friends **or** we play computer games.*
- Use **capital letters** for names and the beginning of sentences, and a **full stop** (.) at the end of each sentence. Use a **question mark** (?) at the end of a question.
e.g. ***M**y name is **T**ed, and I'm ten years old.*
***W**hat's your day like?*
- Finish your email with **Write back soon**, **See you soon**, or **Bye for now**, and write your name underneath.

1 🔑 🔊



apple pie



bake



start

2

Read and answer. What does Flora want to make?  🔊

THE TOWN FESTIVAL

1

It's 16 October. There is an apple festival in town. Flora wants to make a pie for the apple pie competition. 'Mum, can you help me?' asks Flora. 'OK, let's get some apples from the tree in our garden!' says her mum.



2

'Oh, no! The apple tree is sick,' says Flora. 'Let's go to the supermarket,' says her mum. The festival starts at five o'clock.



3

At the supermarket, Flora can't find any apples. She is sad. 'I'm sorry, Flora. Let's go home,' says her mum.



4

'Look! An apple tree!' says Flora. 'That's Mrs Pink's apple tree,' says her mum. Flora asks Mrs Pink for help. 'Here are some apples, Flora!' says Mrs Pink.






5 In the kitchen, Flora asks, 'How long does it take to bake the pie?' 'It takes forty minutes,' says her mum.



6 At the festival, Flora wins the apple pie competition. 'This beautiful apple tree is for you!' says Mrs Brown. 'Wow! We can plant it in our garden!' says Flora. 'Thank you! And thank you too, Mrs Pink!'

3 Read again and put the sentences in the correct order (1-7). 

- A. The apple tree is sick. ☐
- B. Flora and her mum bake an apple pie. ☐
- C. Flora is the winner. ☐
- D. Mrs Pink gives Flora some apples. ☐
- E. There aren't any apples in the supermarket. ☐
- F. Flora wants to make an apple pie. ☒
- G. Flora and her mum go to the supermarket. ☐

Let's think

Why is it important to help people?
Do you thank people who help you?

1 Listen and say.  

/tʃ/

chair



peach



kitchen

catch



/θ/



tooth

thin



/ð/



this



that



/ʃ/



ship

fish



2 Listen and say. Then mark the /θ/ sounds **yellow** and the /ð/ sounds **blue**.
Listen again and circle the /ʃ/ and /tʃ/ sounds.  

My family

This is my mother,
My father,
My sister and my brother.

This is our house.
It has thirteen rooms.
A kitchen, three bathrooms,
And three living rooms.

We like going to the beach.

We really like it there.
We never catch any fish.

We just sit on a chair.
We like to watch the ships go by,
And look for pretty shells.



1 Look at the texts below. What type of texts are they? Then read and answer. What are the two special days?  

From Bilal@world.net

To Advik@world.net

Hi there, Advik.

I have great news. It's Spring Break time in Qatar!

Spring Break is a festival here in Doha. It is in April. A lot of people visit it and have a great time outside before the summer heat begins.

There are many games and fun things to do for families and children, and of course there is delicious food. This year, there is a circus too!

Is there a special day you like in India?

Write back soon,

Bilal



From Advik@world.net

To Bilal@world.net

Hello Bilal!

Spring Break sounds great!

My favourite day is Teachers' Day. We celebrate it on 5 September. On this day, students try to make their teachers feel special – because they are!

We decorate the classroom with balloons, and we give cards, flowers and gifts to our teachers.

I sometimes write a poem. Don't you think Teachers' Day is special?

Goodbye now,

Advik



2 Read and write **SB** for Spring Break or **TD** for Teachers' Day. 

1. People celebrate this day in September.
2. On this day, people give flowers and presents.
3. On this day, people have fun outside.
4. On this day, Advik sometimes writes a poem.
5. This year, families can enjoy a circus on this day.
6. On this day, you can eat delicious food.

1 Look at the pictures and answer.



1



2



3



4



5

- Does he wake up at eight o'clock? No, he doesn't.
- Does she live on a farm? _____
- Do they walk to school? _____
- Does she go to bed at ten o'clock? _____
- Do they have a karate class at nine o'clock? _____

2 Listen and circle A or B.

What time does James wake up on Saturdays?



1

A



B

How do the boys go to the park?




2

A




B

What do the girls eat?



3

A



B

3 Tick (4) the things you do every day. Then ask and answer.

	YOU		YOUR PARTNER	
	Yes	No	Yes	No
wake up at six o'clock in the morning				
pray				
walk to school				
take the bus to school				
ride your bike to school				
have a big breakfast				
have dinner with your family				

Do you wake up at six o'clock in the morning?

Yes, I do. / No, I don't. Do you...



My favourites


2

SONG

1 🔑 🔊



art



PE



maths



science



IT



geography



history



English



Arabic

LOOK! p. 68

What is / What's your favourite subject?

My favourite subject is art.

I'm good at drawing. I'm bad at science.

2 Listen and match the verses with the children. 🔊

What's your favourite subject?

1 I'm good at maths.
I'm good at science too.
But I'm bad at history
And PE too.


What about you? What about you?
What's your favourite subject?

2 I'm good at history
And geography too.
I'm also good at maths
And art too.

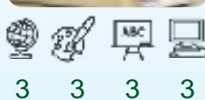
What about you? What about you?
What's your favourite subject?

3 I'm very good at geography,
And I'm good at art too.
I'm also good at English
And IT too.

What about you? What about you?
What's your favourite subject?



A



3


3

3

3



B




3


3

7

7



C



3

3

3

3

3 Ask and answer with your partner and complete the table. 🗨️

What's your favourite subject?

My favourite subject is maths. I'm good at maths, but I'm bad at art. What about you? What's your favourite subject?




Name:

Favourite subject:


Good at:

Bad at:

1 🔑 🔊



play ice hockey



play computer games



play baseball



read comic books



do my homework



art class



drawing

hobby

2 Read and answer. What are the boys talking about? 🗉 🔊

At Rashid's house...

Omar, what's your favourite hobby?

Drawing!
It's great!

How often do you have an art class?

Three times a week.

1

What's your favourite sport, Karim?

Ice hockey!

How often do you play ice hockey?

I play ice hockey twice a week.

2

Jameel? What do you do after school?

Well, I play baseball.
It's my favourite sport!

How about you, Rashid?

I read comic books after I do my homework. Comic books are funny!

3

Have you got a hobby, Tab?

I play computer games!
I'm good at computer games! I always win!

Ha ha!

4

3 Read activity 2 again and circle. 

- Omar's favourite hobby is drawing.
True **False**
- Karim plays baseball twice a week.
True **False**
- Jameel does his homework after school.
True **False**
- Rashid does his homework and then reads comic books.
True **False**
- Tab hasn't got a hobby.
True **False**

LOOK! p. 69

How often do you read comics?

I read comics **once a week**.

	Sun	Mon	Tue	Wed	Thu	Fri	Sat
Once a week	4						
Twice a week	4	4					
Three times a week	4	4	4				
Every day	4	4	4	4	4	4	4

4 Listen and circle. 



- Jim plays baseball **twice a week / three times a week**.



- Max reads comic books **every day / once a week**.



- Kate has an art class **every day / three times a week**.

5 How often do you do the activities below? Tick (4), then ask and answer. 

	Sun	Mon	Tue	Wed	Thu	Fri	Sat
play volleyball							
play computer games							
play baseball							
play ice hockey							
do homework							
read comic books							
draw							

How often do you play volleyball?

I play volleyball three times a week.



1 🔑 🔊



make
a collage



fly a kite



take
a picture



collect



stick



put

2

Read and write the names in the boxes. 🔊

What's your favourite hobby?



A



B



C

Hobbies Forum



Search

• FAQ • Members • Logout

What's your favourite hobby?

POST REPLY

3 posts • Page 1 of 1

Making collages is my new hobby. I take nice pictures or find them. Then I cut out the pictures, and I stick them on paper. I usually stick other things, too! This collage has got flowers, wool and a pencil on it. I love art!

Rita

Making kites isn't very easy! My dad usually helps me. We make big kites and fly them together. You can make a small kite with paper and chopsticks. You can paint it, too.

Oliver

Collecting leaves is my favourite hobby. In autumn, I find yellow, orange and red leaves in the forest near my house. In summer, I find green leaves in my back garden. I take them home and put them in boxes.

Julia

easy

hard

LOOK! p. 69

Making collages is interesting.
Taking good pictures isn't very easy.

3 Read activity 2 again and tick (4).

	collages	kites	leaves
You can put them in a box.			
They are hard to make.			
You can take pictures to make them.			
You can make small or big ones.			
You cut things to make them.			
You go outside to find them.			

4 Listen and circle A or B.



1. What colours are the paper flowers?



2. Which picture does Rob like?



3. What colour is the kite?



5 Work in pairs. Make sentences.

take pictures
fly a kite
collect pencils
make a collage
read comic books

is
isn't


easy
hard
interesting
nice

Taking pictures is easy.

No, it isn't.
Taking pictures is hard!



1 🔑 🔊



amazing



exciting



fun



boring


LOOK! p. 69

I **like/enjoy/love** playing **football** because it's exciting.

I **don't like/dislike/hate** playing **basketball** because it's boring.

I **prefer** playing **ice hockey**.

2 Look at the hobbies below and tick (4). Then say with your partner. 🗣️💬



like

4

enjoy

☐

love

☐

hate

☐

dislike

☐

like

☐

enjoy

☐

love

☐

hate

4

dislike

☐

I like drawing. I also like playing computer games because it's exciting.



What do you like doing in your free time?

I hate drawing because it's boring. I prefer playing computer games.



like

☐

enjoy

☐

love

☐

hate

☐

dislike

☐

like

☐

enjoy

☐

love

☐

hate

☐

dislike

☐

like

☐

enjoy

☐

love

☐

hate

☐

dislike

☐

like

☐

enjoy

☐

love

☐

hate

☐

dislike

☐

- 1 What is Donna's favourite subject? What does she like to do after school?
Read and find out.  

Start your email with: *Hi!, Hello! or Dear...*

Compose mail

To mahaaziz@mail.com

[Add Cc](#) [Add Bcc](#)

From donnadon@mail.com

Subject My favourite things

[Attach a file](#)

Use set phrases: *How are you?
I hope you are fine. I'm writing
to tell you about...*

Hello, Maha!

How are you? I hope you are fine. Today I'm writing to tell you about my favourite things.

My favourite subject at school is maths. I'm very good at it. I'm good at all subjects, but my favourite is maths. What about you? What's your favourite subject?

After school, I always do my homework and then I read my book. I love reading books. It's my hobby! I collect all the books I read too. Right now, I have got 87 books! What about you? What do you like doing in your free time?

Write back soon,
Donna

Give information about your new hobby. Mention when / how often you usually do it.

Finish your email with: *Bye for now, Write back soon or Love*, and write your name underneath.


Writing tip



- Use the **Present Simple** for habits and actions that happen regularly.
e.g. *After school, I always do my homework.*
- Use **time expressions** and **adverbs of frequency** (always, often, usually, never, once/twice a week, etc.) to give information about how often something happens.
e.g. *After school, I always do my homework and then I read my book.*
- Check spelling and punctuation with a partner to make sure you have used them correctly in your email.



1 🔑 🔊



treasure hunt



clue



computer mouse



ticket

2 Read and answer. What do the children win in the end?

THE TREASURE HUNT

1

There is a treasure hunt at school. Tom, Alex, Dylan and Tony are a team. Mr White says, 'Go to my classroom and find a clue. The clues can help you find the treasure.'



2

Alex sees a clue on the board: **What's the date today? It can help you. Don't be late!** 'Date? It's 15 May. Mr May's classroom! Let's go there!' says Tom.



3

In Mr May's classroom, Dylan reads a clue on the board: ' $2+3+1+5$. Go to this room. What can you drive? $2+3+1+5...$ classroom number 11!'



4

In classroom number 11, Alex sees a picture of a train. 'You can drive a train!' he says. Tony finds a clue there: **Find the black castle in the red and yellow room.** 'The art classroom!' says Tom.



5

'Black castle.... Look! It's a drawing!' says Alex. 'Here's a clue: **There's a mouse in this room, but it hasn't got teeth,**' says Tony. 'It's the computer mouse in the IT classroom!' says Dylan.



6

'Touch the mouse, Tom!' says Tony. 'Wow! The treasure is tickets to the zoo!' says Tom. The children are happy.



3

Read again and write **T** for True or **F** for False. 

1. The first clue is in Mr White's classroom. ☐
2. There's a picture of a train in the art classroom. ☐
3. The art classroom is black and white. ☐
4. Dylan touches the computer mouse. ☐
5. The children win tickets to the zoo. ☐

4

Can you think of a different ending for the story?

Let's think

Do you like playing team games? Why? Is it important to work together with other people?

1 Listen and say. 🧠 🔊

/i:/



teacher

/u:/



food

/ju:/



computer

/aɪ/




white

/eɪ/



dates

2 Listen and say. Then circle the long vowels with the sounds /eɪ/, /aɪ/, /i:/, /u:/, /ju:/ in the words. 🧠 🔊



Mr Price

This is my teacher, Mr Price.
 He's eating cake with dates and rice.
 At home, he has a little cat.
 It's white and cute,
 It's in his room.
 This is my teacher, Mr Price.
 He has a rose, it smells so nice!



1



library



country



boat



forest

2

Look at the title and the pictures. What is strange about these schools?
Then read. 

STRANGE SCHOOLS



A boat comes to my house every morning. This boat is my school! It has got a classroom, a library and a computer. There are twenty-two school boats in my country. I want to be a teacher in a school boat too!

Rafi, Bangladesh



Do you take the bus to school? My school is a bus! There are desks and chairs for forty students. My favourite subject is maths. Classes are fun in my school!

Malik, Pakistan



My school is special. We have classes in the forest. We look at the trees, play games and read stories. In art class, we find things in the forest and make toys. We walk and run too. I'm happy at Forest School!

Mia, Canada

3

Read again and tick (4) Yes or No. 

- The school boat has got computers for twenty-two students.
- There are two classrooms on the school boat.
- There are desks for forty students in the school bus.
- They read stories at Forest School.
- They find toys in the forest at Forest School.
- The school bus is in Canada.

Yes


☐
☐
☐
☐
☐
☐
☐

No

☐
☐
☐
☐
☐
☐
☐

1 What are the children's favourite subjects? Look and write.

history maths geography art IT English science



1. My favourite subjects are _____ and _____.
2. I love _____. It's amazing!
3. My favourite subject is _____.
4. I like _____. It's interesting!
5. My favourite subjects are _____ and _____.

2 Look and find eight school subjects.

D	I	N	B	L	A	R	H	G	E	N
O	G	E	O	G	R	A	P	H	Y	T
S	U	N	J	B	T	F	G	I	A	O
C	Y	G	D	Y	C	R	E	S	K	P
I	Q	L	U	M	O	M	A	T	H	S
E	H	I	T	A	B	G	W	O	Z	U
N	I	S	E	L	H	S	R	R	F	R
C	O	H	R	I	P	E	I	Y	U	V
E	U	N	T	V	E	W	A	P	C	A

3 Listen and write the correct name under each picture.

Mike Linda Carol Peter



1. _____

2. _____



3. _____

4. _____

4 Answer the questions. Then ask your partner the questions to find out about him/her.

	YOU	YOUR PARTNER
What's your favourite subject?		
How often do you have PE?		
Is art fun or boring?		
Is flying a kite easy or hard?		
Do you enjoy playing computer games?		

What's your favourite subject?

My favourite subject is...




Out and about

3

SONG

1 🔑 🔊



play on the swings



sail a boat



throw the ball



hit the ball



feed the ducks

2 Listen and match the verses with the children. 🔑 🔊



A



B



C



D

Let's go to the park!

1 Let's play with Anna.
She's over by the lake.
Look! She is feeding the ducks,
And she's eating some cake!

Let's go to the park
And play with our friends.

2 Let's play with Frank.
He's by the river with his dad.
They're sailing a boat.
Oh, no! The weather is bad!

Let's go to the park
And play with our friends.

3 Let's play with Claire.
She's in the playground – look!
She's playing on the swings.
She isn't reading a book.

Let's go to the park
And play with our friends.

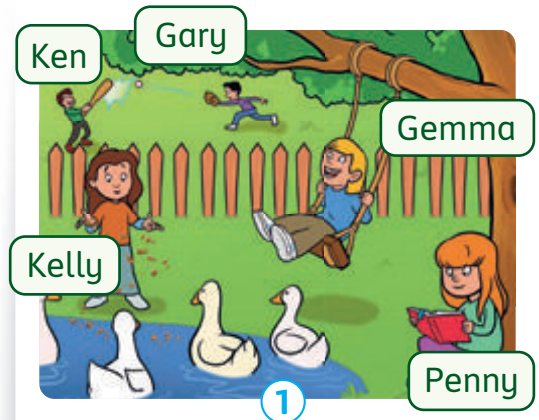
4 Let's play with Jamie.
He's playing baseball with Paul.
Look! Jamie isn't throwing the ball.
He's hitting the ball. Run, Paul!

LOOK! pp. 69-70

Look! Claire **is** playing on the swings.
She **isn't** feeding the ducks.

Frank and his dad **are** sailing a boat.
They **aren't** reading a book **now**.

3 Spot the differences.
Then look and say.



In picture two, Kelly is feeding the fish. She isn't feeding the ducks.





rake leaves




pick up rubbish



wash a car



sell



collect money

1 🔑 🔊

2 Read and answer. Why are the children collecting money? 🔊



3 Read again and write the correct name.

1. _____ is washing a car.
2. _____ is selling biscuits.
3. _____ is raking leaves.
4. _____ is picking up rubbish.
5. _____ is giving money to Karim.

LOOK! pp. 69-70

Is Ron washing his car?
Yes, he is. / No, he isn't.

Are the boys collecting money?
Yes, they are. / No, they aren't.

Why are you picking up rubbish?
Because the park is dirty.

4 Listen and write the correct names.

Bill Lee John Kevin




5 Look at activity 4 for one minute, then close your book. Ask and answer questions with your partner.


Is John raking leaves?

No, he isn't. He's selling lemonade.

1 🔑 🔊




take out the rubbish




shovel snow




set the table



clear the table



wash the dishes



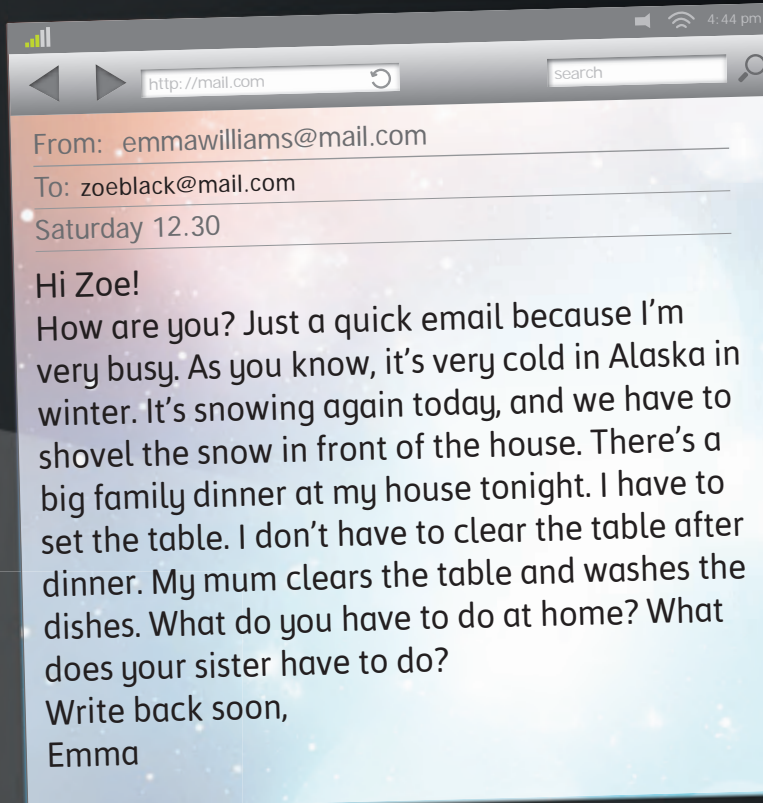
make my bed

2 Read and match the places to the pictures. A B 🔊

Things we have to do!

① Alaska

② California



LOOK!

p. 70

What **do** you **have to** do?

I **have to** set the table. I **don't have to** take out the rubbish.

What **does** Mike **have to** do?


He **has to** shovel the snow. He **doesn't have to** wash the dishes.

3 Read again and circle **yes** or **no**.



- Emma has to shovel snow. **yes / no**
- Emma has to set the table before dinner. **yes / no**
- Emma has to wash the dishes. **yes / no**
- Zoe and her sister have to make their beds. **yes / no**
- Zoe's sister has to take out the rubbish. **yes / no**
- Zoe has to set the table for dinner. **yes / no**

4 Listen and number (1-4).



5 Tick (✓) the things you **have to** or **don't have to** do at home. Then ask your partner questions to find out about him/her.



	YOU		YOUR PARTNER	
	Yes	No	Yes	No
take out the rubbish				
shovel snow				
set the table				
clear the table				
wash the dishes				
make your bed				

What do you have to do at home? Do you have to clear the table?

Yes, I do.


1 🔑 🔊




campsite



be careful

put out
the fire

bring food

campsite
shop

tent

2

Work in groups of three. Play a guessing game. One student chooses one of the places below. The other students ask questions to find out which place it is. 🗣️

LOOK! p. 70

Do you have to be quiet?
Yes, you do. / No, you don't.

**Desert Park Campsite**

- 🏠 You have to put out the fire you make.
- 🏠 You have to bring your own food.
- 🏠 You have to bring your own tent.
- 🏠 You have to pay 60 QR a day.

**Lake Park Campsite**

- 🏠 You have to put out the fire you make.
- 🏠 You don't have to bring your own food. There's a campsite shop.
- 🏠 You don't have to bring your own tent.
- 🏠 You don't have to pay.

**Forest Park Campsite**

- 🏠 You have to put out the fire you make.
- 🏠 You don't have to bring your own food. There's a campsite shop.
- 🏠 You have to bring your own tent.
- 🏠 You have to pay 65 QR a day.

Do you have to put out the fire you make?

Yes, you do.

No, you don't.

Do you have to bring your own food?

1 Read the poster below. Then ask and answer. 🗣️ 🔊

What do you have to do in a library?

You have to be quiet.

What we have to do in a

LIBRARY



SUN-THU
8 a.m. - 4 p.m.

You have to leave before 9.00.

You have to be quiet.



You don't have to pay for anything.

You have to have a library card to borrow books.



You have to bring the books back.

Writing tip 🖋️



How to make a poster:


- Use a large piece of coloured card.
- Choose a place to write about. Find photos of that place and stick them on the coloured card.
- Work in pairs. Ask and answer questions. Then write sentences using **have to**. Write in pencil so that you can correct any mistakes.
- When you are ready, write over your letters using felt-tip pens or coloured pencils. You can also stick photos or draw signs next to each sentence.

2 Think of some rules for the classroom and write them down. 🗣️

be/quiet sit/desk listen/teacher keep/classroom/clean work/others

You have to be quiet.


1 🔑 🔊



beekeeper



beehive



nectar



kilo

2 Read and answer. What can the children see at the farm?
🧠 📖 🔊

BEEKEEPERS FOR A DAY

1

It's Friday morning and Leo is not eating breakfast. 'I don't like honey!' says Leo. 'Honey is good for you,' says his brother, Hank.



2

Dad says to the children, 'How about visiting Uncle Ted? He's a farmer and a beekeeper.' 'Great! I like bees!' says Hank. 'OK,' says Leo.

3

The children are at Uncle Ted's farm. Uncle Ted is giving the children special clothes. 'You have to wear these,' he says.



4

They are looking at the beehives now. Uncle Ted says, 'Bees collect nectar from flowers to make honey. They have to collect nectar from two million flowers to make a kilo of honey!' 'Wow, bees work hard!' says Leo.





5

‘How do bees find so many flowers, Uncle Ted?’ asks Hank. ‘Well, when a bee finds nectar, it dances and shows the other bees how to get there too,’ says Uncle Ted. ‘Bees are amazing!’ says Leo.



6

On Saturday morning, Hank is having bread and honey. ‘Can I have some bread and honey too, please?’ asks Leo. Leo likes eating honey now!

3 Read again and answer the questions in your notebook. **AT**

1. Why isn’t Leo eating breakfast?
2. What is Uncle Ted’s job?
3. How many flowers do bees have to collect nectar from to make a kilo of honey?
4. What does a bee do when it finds nectar?
5. Who asks for bread and honey at the end of the story?

Let’s think

Do you like honey? Are there any kinds of food that you don’t like? Why not? Why is it important to eat food that comes from nature?

1 Listen and say. 🧠 🔊

/ɪ/

picturerabbitpink

/aɪ/

whitebikekite

2 Listen and say. Then circle the short vowel sounds /ɪ/ and underline the long vowel sounds /aɪ/. 🧠 🔊



Mike's pictures

Look at Mike's pictures.

What can you see?

A girl is flying a white kite.

A boy is buying a new bike.

A rabbit is eating a carrot.

And Mike is feeding a parrot.

1 Read and answer. Where do the boys go with their families?  

Tip!

When you don't know a word in English, ask your teacher or a classmate 'What does... mean?'



Khaled



Matt

SCHOOL MONTHLY STUDENTS OF THE MONTH

This month, our guests are Khaled from Doha, Qatar,
and Matt from Ottawa, Canada.

What are your favourite school subjects?

K: My favourite subject is PE! I also like maths and history, but I'm not very good at them.

M: Art, of course! I just love drawing and colouring.

What school subjects are you good at?

K: I'm very good at PE! I like all sports very much.

M: I'm good at history and maths, and I'm very good at art because I like it so much.

What do you do after school?

K: Well, I play basketball and football every day. And I sometimes play tennis on Thursdays with my brother.

M: I have a drawing class three times a week in the afternoon. I love reading comic books too. I want to make my own comic book one day!

What do you do for fun?

K: At the weekend, I often go out with my family and friends. We have picnics in the desert together. We eat and drink and have a lot of fun!

M: I like spending time at home. I draw, colour and make collages. I also enjoy going out with my family. We go for picnics in the park, and I take photos with my camera. Everyone says my photos are great!



2 Read the sentences and write **K** for Khaled or **M** for Matt. 

1. He is from Qatar. ☐

2. He likes sports a lot. ☐

3. He wants to make his own comic book. ☐

4. His favourite subject is art. ☐

5. He often goes for picnics in the desert. ☐

6. He takes nice photos. ☐

1 Look and write.

has to / have to doesn't have to / don't have to



1



2



3




4



5


1. Bilal _____ take out the rubbish.
2. Noora _____ make her bed. Her mum makes it.
3. Emily and Rania _____ be quiet.
4. The garden is clean. Majed _____ rake leaves.
5. The boys _____ set the table. Their mother does that.

2 Listen and tick (4) the correct pictures. 🎧 🔊

A ☐B ☐C ☐D ☐E ☐

3 Play a guessing game. Mime an action and see if your partner can guess what you are doing. 🗣️

rake leaves
 shovel snow
 throw a ball
 feed the ducks
 wash the dishes
 take out the rubbish



No, I'm not.

Are you raking leaves?

Yes, I am.

Are you taking out the rubbish?



Nice and Tasty

4

SONG

1 🔑 🔊



butter



peach



pear



pineapple



watermelon



coconut



flour

2 🔊 Listen and tick (4) the correct picture.

Fruit Pizza

There's a pear and a pineapple.
There's a watermelon too.
But what else do you want, Lou?
I want a peach – Yeah!
To make a fruit pizza.

There's some flour and some butter.
There are some apples too.
But what else do you need, Lou?
I need a peach – Yeah!
To make a fruit pizza.

There's an orange and a mango.
There's a coconut too.
But what's in that bag, Lou?
There is a peach – Yeah!
Let's make a fruit pizza!



A



B

LOOK! p. 71

There is **a** peach in the bag.

There are **some** pears in the bag.

What do you want? I want **an** omelette.

What do you need? I need **some** butter for the cake.

3 What do you need to make your own fruit pizza? Tick (4). Then ask and answer.

	You	Your partner
butter		
flour		
pineapple		
mango		
cherry		
coconut		
watermelon		
pear		
orange		
melon		
grapes		
peach		
strawberry		
apple		

What do you need to make a fruit pizza?

I need some flour, strawberries, grapes and peaches.



1



market



fridge



basket



cupboard



online

2

Read and answer. Are Sahar and her dad going to the supermarket?
How do they do their shopping?



1



2



3

Later...



4

LOOK!

p. 71-72

There **isn't any** juice in the glass.

There **aren't any** eggs in the basket.

Is there **any** cheese in the fridge?

Yes, there is. / No, there isn't.

Are there **any** carrots in the fridge?

Yes, there are. / No, there aren't.

Have you got **any** chocolate?

How much is it? **It's** 10 QR.

How much are they? **They're** 20 QR.

3 Read again and complete.

- Sahar and her mum want to make spaghetti with _____.
- There aren't any vegetables in the _____.
- Sahar and her dad are shopping _____.
- The _____ is 3 QR.
- They need _____ tomatoes.

4 Listen and circle A or B.

1. What can the woman buy?



2. What have the children got?



3. What does Fay's grandma want?



5 Choose some of the food items below and add them to your shopping basket. Then ask and answer with your partner.

butter flour pears coconut pineapple watermelon peaches



Is there any flour in your shopping basket?

Yes, there is. / No, there isn't.



1 🔑 🔊



a carton of juice



a packet of crisps



a box of cereal



a bottle of water



a packet of biscuits



a bar of chocolate



healthy

2 What do you prefer? Read the quiz and circle. 

Food Quiz: Are you healthy or not?

1 What do you usually have for breakfast?

- A. Milk, cereal or fruit.
- B. A sandwich and some biscuits.
- C. A packet of biscuits.

2 Do you eat fruit and vegetables?

- A. Yes, every day.
- B. Yes, once or twice a week.
- C. No, never.

3 How much water do you drink every day?

- A. 5-7 glasses
- B. 3-4 glasses
- C. 1-2 glasses

4 It's four o'clock in the afternoon and you're hungry. What do you eat?

- A. Some nuts or fruit.
- B. A sandwich.
- C. A packet of crisps.

5 How much chocolate do you eat?

- A. A bar of chocolate every week.
- B. A bar of chocolate every three days.
- C. A bar of chocolate every day.

6 How many glasses of orange juice do you drink?

- A. I drink a glass of orange juice every day.
- B. I drink a glass of orange juice every week.
- C. I don't drink any orange juice.

Your results:

More As

You are very healthy. Well done!

More Bs

You are healthy, but not very healthy. Don't forget to eat healthy food.

More Cs

You are not very healthy. You have to try to eat healthy food every day. You can do it!

How **much** water do you drink every day?
How **many** biscuits do you eat every day?

3 Read the quiz again and write **H** for Healthy and **U** for Unhealthy. 

1. Eating a packet of biscuits for breakfast.
2. Drinking six glasses of water every day.
3. Eating a lot of fruit and vegetables.
4. Eating some nuts or fruit in the afternoon.
5. Eating a bar of chocolate every day.
6. Drinking a glass of orange juice every day.

☐
☐
☐
☐
☐
☐

4 Listen and write **T** for True or **F** for False. 

1. Rita eats five bars of chocolate every month.
2. Rita eats a packet of crisps every month.
3. Rita doesn't eat any nuts.
4. Rita drinks two glasses of orange juice every day.

☐
☐
☐
☐

5 Look at the picture and the word box for one minute. Then close your book, and ask and answer with your partner. 



a carton of juice
a box of cereal
a packet of biscuits
a bar of chocolate
a bottle of water
a packet of crisps

How many
cartons of juice
have they got?

They've got
two cartons
of juice.



1



a can of lemonade



a cup of tea



a glass of milk



a slice of bread



a loaf of bread



a piece of cake

LOOK!

p. 72

Can I have **some** pears, please?Can I try **some** strawberries, please?Would you like some tea? **Yes, please.** / **No, thank you.**

2

Read the two dialogues below with a partner. Then act out the dialogues. Replace the words in blue with words in the boxes below.

Hello. Can I have **some bread**, please?

I need **a loaf of bread**, please.

No, thank you. How much is the bread?

Here you are.

Of course! How much do you need?

Here you are. Would you like **some chocolate cake** too?

It's 4 QR.

Thank you.

(a loaf of) bread

(a piece/slice of) cake

Hello. Can I have **a bottle of water**, please?

Yes, please. Can I have **a can of lemonade**?

How much are they?

Here you are.

Here you are. Would you like **some lemonade** too?

Of course.

They're 12 QR.

Thank you.



(a glass of) milk

(a cup of) tea

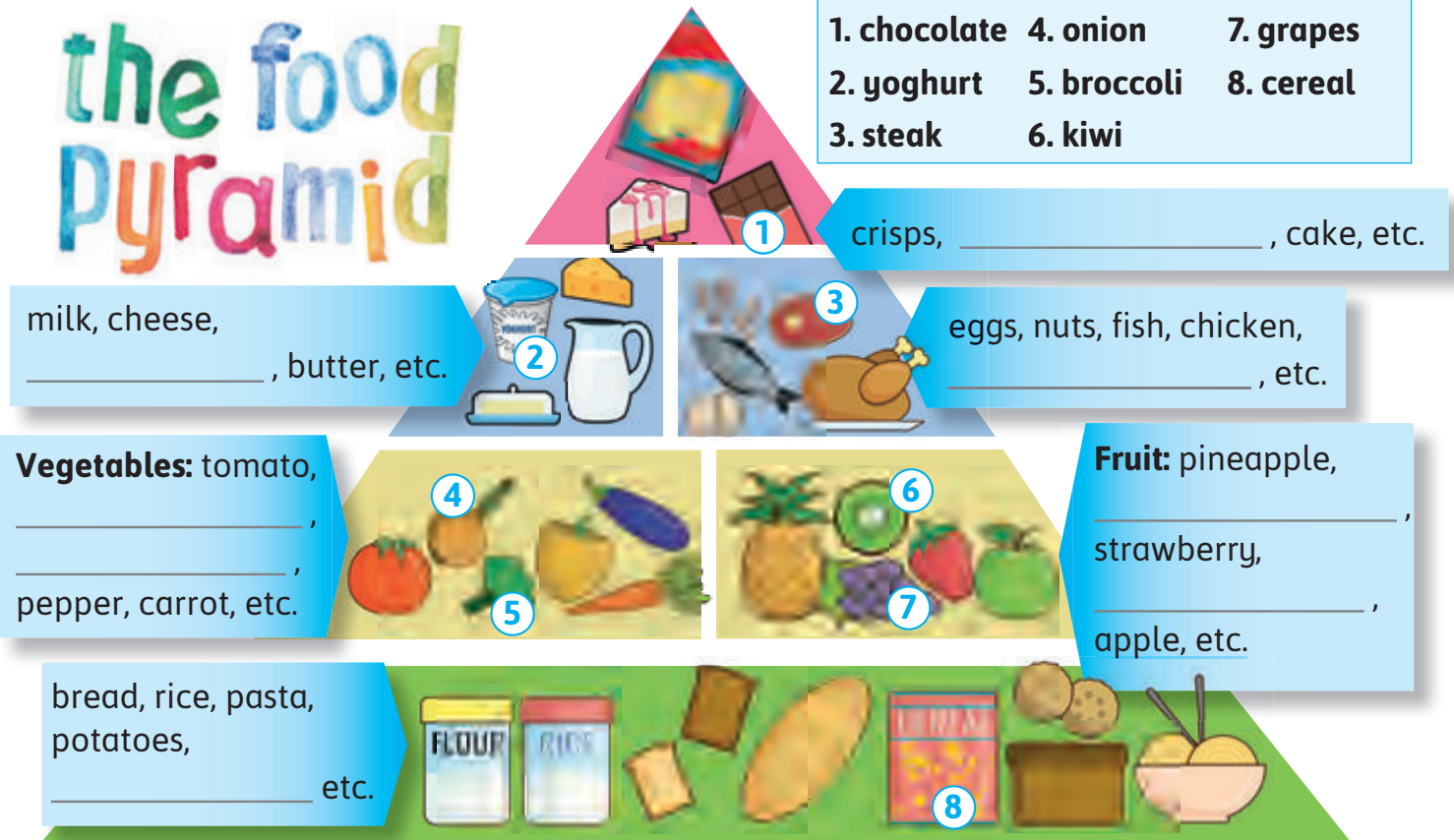
(a can of) lemonade


(a bottle of) water

(a carton of) juice

- 1 Look, think and complete with the words. See *Using a Vocabulary List* on p. 77.  

the food pyramid



- 2 Look at the food pyramid and think about your eating habits. Then talk to the class about yourself. 



I usually eat an egg for breakfast. I don't like milk, so I never drink it. For lunch, I like vegetables and some meat or fish. I don't eat chicken. For dinner, I often have some yoghurt and fruit or a sandwich with cheese. I love cheese!

Writing tip

How to write a paragraph about your eating habits:

- Plan your paragraph. Before you start, think of the things you are going to write about.
- Group your ideas together. Think about:
What you eat for breakfast
What you eat for lunch
What you eat for dinner
and write them down in a list.
- Use the Present Simple to describe habits.
- Don't forget to use adverbs such as *always/never/usually/sometimes*.
- Write your overall opinion at the end. Are you healthy or not?

1 🔑 🔊



recycle



recycling bag



empty



exhibition

2 Read and answer. How do the children use the old cartons and boxes?



RECYCLING AT THE MUSEUM

1

It's Thursday afternoon. Robert and Jim are in the kitchen. There are some empty milk cartons and cereal boxes on the table.



2

Robert says, 'Let's recycle the cartons and the boxes.' 'That's a great idea! Let's put them in the recycling bag,' says Jim.




3

The children are taking out the recycling bag. On the street, they see a poster. Jim reads, 'Recycle at the museum: make art and help people.' 'We can take the bag to the museum!' says Robert.



4

At the museum, children are painting the cartons black and white. They are making a cow with empty milk cartons.





5

On Saturday, there's an exhibition at the museum. People can come and see the cow.
'Do people have to buy a ticket?' asks Jim. 'No, they don't. They just have to bring a can of food or milk,' says Robert.



6

Robert and Jim are at the exhibition. 'Wow! Look at the cans!' says Jim. 'You know, some people haven't got food or milk. The museum can help them now,' says Robert. The children are happy.

3 Read again and answer the questions in your notebook. 

1. Where do Robert and Jim take their empty cartons and boxes?
2. What are the children making at the museum?
3. When is the exhibition at the museum?
4. What do people have to bring to the exhibition?
5. What does the museum do with the cans of food and milk they collect?

Let's think

Is it important to recycle? Are there any other ways of recycling things? Why is it important to help other people?

1 Listen and say. 🗣️ 🔊

/ʌ/



summer



sunny



under




sun

/u:/



June



scuba diving



fruit

2 Listen and say. Then circle the short vowel sounds /ʌ/ and underline the long vowel sounds /u:/. 🗣️ 🔊

A sunny day

Summer's here! Did you hear?
 It's a sunny day in June!
 Let's go scuba diving
 in the morning.
 Let's play tennis
 in the afternoon.
 We can play under the sun.
 We can have so much fun!





1 🔑 🔊



walnut



brain



vitamin



heart

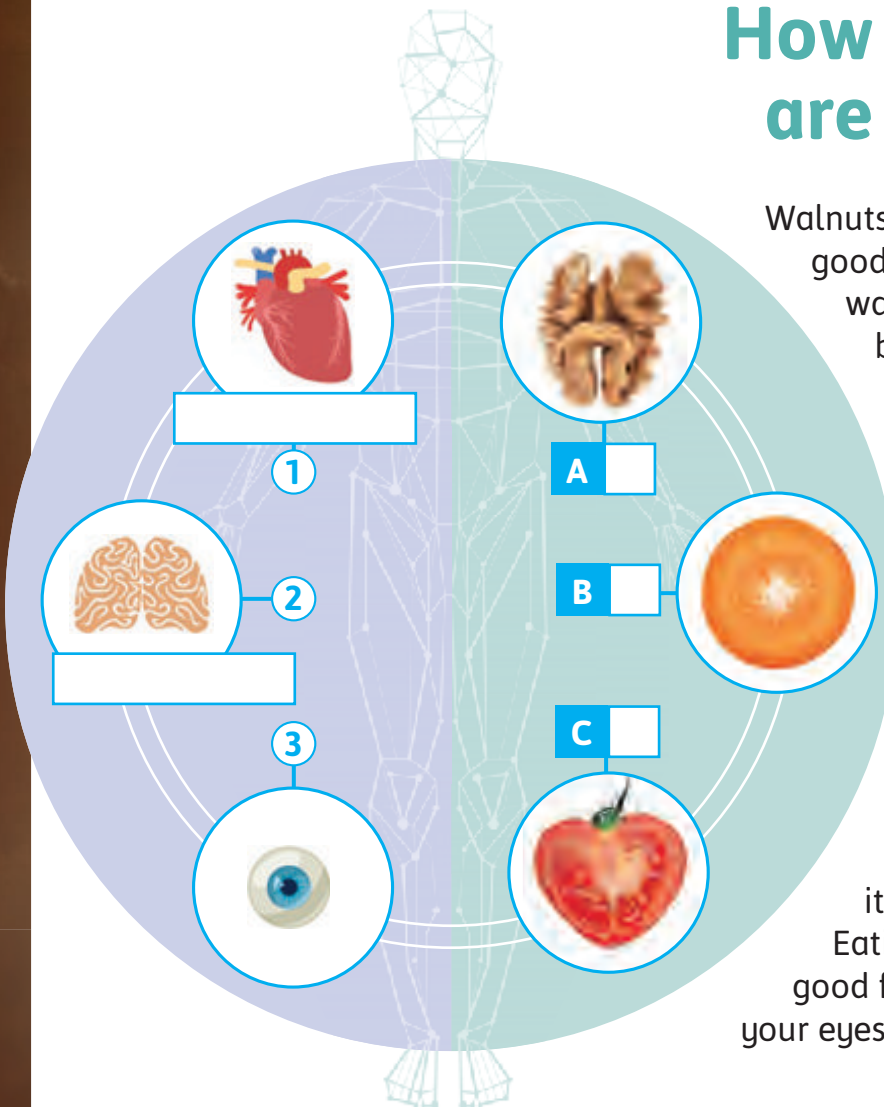
2 What does each food look like? Look and match. Then read. Guess the meaning of the words **in green** and write them under the correct picture. 🔑 🔊

How good for you are they?

Walnuts look like a **brain**, and they are good for the brain too! Eating some walnuts every day can make your brain strong. You can add walnuts to your salad or your cereal.

Cut a carrot and look at a slice. What does it look like? An eye! Carrots have got vitamin A. This vitamin is good for your eyes. You can have some carrot salad for lunch or carrot cake after lunch. See? It's easy!

Cut a tomato in half. Can you see? It looks like a **heart**, and it makes your heart healthy too. Eating a tomato every day is very good for you. Tomatoes are good for your eyes and hair too!






3 Read again and write **W** for walnuts, **C** for carrots and **T** for tomatoes.

1. They are good for your hair. ☐
2. You can make a cake with them. ☐
3. You can add them to your cereal. ☐


4. They have got vitamin A. ☐
5. They are good for your eyes. ☐ ☐

1 Read and complete. **some any**



1. There aren't _____ onions on the pizza.
2. There are _____ pears in the basket.
3. I need _____ flour for the cake.
4. Is there _____ butter in the fridge?
5. Can I have _____ milk, please?

2 What do the girls need to make the dessert? Listen and tick (4). 🎧 🔊



3 Choose four food items from the box to complete your shopping list. Then talk about it with your partner. 🗣️

juice	biscuits	pineapples	onions
carrots	coconuts	crisps	lemonade

SHOPPING LIST			
Fruit	Vegetables	Drinks	Snacks
peaches	peas	milk	ice cream
pears	potatoes	tea	chocolate
watermelon	carrots	water	nuts

There are some coconuts on my shopping list. Are there any coconuts on your list?

No, there aren't any coconuts. There are some pineapples.

Sports

5

QUIZ


1



score



point



game



medal



win



lose

LOOK!

p. 72-73

You played tennis with Marvin **last week**.

He scored two points at the game.

We watched a basketball game **yesterday**.

Our favourite team **won** the game.

2

Do the quiz and choose **A** or **B**.

Then listen and check your answers.



1. You have to score _____ points to win a table tennis game.

A twenty

B eleven



2. At the first modern Olympic Games in 1896, _____ won forty-six medals.

A Greece

B the USA



3. At the first Winter Olympic Games in 1924, _____ won seventeen medals.

A Norway

B France



4. There are _____ players in a baseball team.

A fourteen

B nine



5. A _____ game has got four quarters of ten or twelve minutes.

A basketball

B football



6. In 2010, John Isner and Nicolas Mahut played tennis for _____. Mahut lost.

A six hours and twenty-five minutes

B eleven hours and five minutes

KEY

B9

5A

4B

3A

2A

1B

3

What happened yesterday? Talk in pairs. Look at the picture and use the words in the box.

play / table tennis win / game lose / game score / point win / medal



Ned lost the game.



1 🔊



painting



competition



painter



pitch



award

2 Read and answer. Who painted pictures? 🗣️ 🔊

At Grandpa Ahmed's house...

Grandpa Ahmed, did you win this award?

No, I didn't. It was my father's.

Is it an award from a sports academy?

Yes, it is.

1

Did your father play any sports?

No, he didn't. He painted pictures.

So... did he win the award for a painting?

Yes, he did.

But how? I don't understand.

2

My father painted pictures of athletes. He won the award because he painted pictures for Belleville Sports Academy.

Yes! There's an exhibition of his paintings at the museum.

Wow! Can I see his paintings?



Great!

3

At the museum...

A boy on a baseball pitch is throwing a ball.

That's me!

Oh, Grandpa! I can't believe it!

4

3 Read again and circle.

- Did Grandpa Ahmed's father win an award?
Yes, he did. / No, he didn't.
- Did Grandpa Ahmed's father play sport?
Yes, he did. / No, he didn't.
- Where can Karim see the paintings?
at Belleville Sports Academy / at the museum.
- Did Grandpa Ahmed's father paint a picture of Karim?
Yes, he did. / No, he didn't.

LOOK! p. 72-73

What **did** they do **yesterday**?

Did they **go** to the park **last Saturday**?

Yes, they did. / No, they didn't.

4 Listen and tick (4) the correct picture.

①

A ☐

B ☐

②

A ☐

B ☐

③

A ☐

B ☐

5 Read and tick (4). Then ask and answer with your partner.

What did you do last weekend?	Yes	No
play basketball	<input type="checkbox"/>	<input type="checkbox"/>
play football	<input type="checkbox"/>	<input type="checkbox"/>
visit a museum	<input type="checkbox"/>	<input type="checkbox"/>
go to the park	<input type="checkbox"/>	<input type="checkbox"/>
go to the shopping centre	<input type="checkbox"/>	<input type="checkbox"/>

Did you play basketball last weekend?

What did you do?

No, I didn't.

I played football.



1 🔊



bat



gym



train



invent



special

use

2

Read and tick (4) the best headline for the magazine article. 🔊

Dinner and Games ☐ A

In only fourteen days ☐ B

The History of Sports ☐ C

In 1891, James Naismith was a PE teacher in Massachusetts, USA. It is always very cold there in the winter, and his students couldn't do any sports outdoors. But Naismith wanted to find a sport to play indoors. One day, he brought some peach baskets and a football to the gym. This was the beginning of a new game: basketball!



In the 1880s, people in England often played a game on their tables after dinner. They didn't have bats or special balls. They used small boxes or books to hit a small ball. This was the beginning of table tennis or ping pong. Today, there are special table tennis balls, bats and tables, and people all over the world play the game.



3 Read again and write **T** for True or **F** for False. 

1. James Naismith invented table tennis.
2. In winter, Naismith and his students trained inside the gym.
3. In 1891, people used peaches to play basketball.
4. People in England used books to play a game.
5. Today, people play table tennis on dinner tables.

☐
☐
☐
☐
☐

LOOK! p. 72-73

I **didn't bring** my racket with me.

He **didn't train** hard for the game.

They **didn't have** special tables.

4 Listen and number the sports (1-4) in the order Ron played them. 



5 Say what you did and what you didn't do last week. 

play football/tennis/
baseball/basketball

go sailing

go swimming

go shopping

see my friends

I played tennis. I didn't
play football last week.

I... I didn't...



1 

racket



net



bat



gloves



helmet

ice hockey
stick

puck


2 Read and match the sports with the equipment. 

A team sport with nine players in each team. Players have to run fast. Some players have bats to hit the ball, and some have big gloves to catch the ball. Some players wear helmets, and some others wear baseball caps.



1

It is a team sport. Two teams, with eleven players each, play on a football pitch. They wear special clothes and helmets and they use a leather ball.



2

Two or four players play this game. They have to be very fast and hit a small yellow ball over the net with their rackets.



3

Two teams of six players play ice hockey. They wear special clothes and helmets. There is no ball in ice hockey. Players use their sticks to hit a puck.



4

A ☐B ☐C ☐D ☐3 Play a game. Choose one of the sports above, and write a message to your friend like the one on the right. 

I went to the sports centre yesterday. I had a ball with me.

No, I didn't.

Yes, I did.

Yes!

Did you have a racket too?

Did you have a bat?

Did you play baseball?

Go to the sports centre. Take a bat and ball with you. Play baseball!

1 Read and answer. Where did the children go?   



Sports Blog

Aspire Zone

Hi, guys! What do you know about Aspire Zone? Did anyone visit it at the weekend? Write and tell us about it!



Aspire Zone is amazing! I visited it with my family on Saturday. You can play tennis, football, volleyball or basketball there. You can also run or swim. We played volleyball. Volleyball isn't very easy, but it's fun!

posted by Ali on Sunday, 30 April, 12.13 p.m.



I went to Aspire Zone on Friday. I visited it again yesterday and had a great time there! I played tennis with Hamad, my new friend. He's very good at tennis, but I won and I got a medal too!

posted by Tom on Sunday, 30 April, 4.35 p.m.

Writing tip




How to write about a past experience:

- Use the Past Simple to describe what you did and when. Don't forget to use time expressions like:
yesterday morning/afternoon/evening, etc.
last Monday/week/weekend, etc.
e.g. *I visited Sports World last Friday.*
- Use **or** to introduce another possibility.
e.g. *You can play basketball or football.*
- Use **but** to introduce an idea that adds something to or is different from what you have said before.
e.g. *I didn't play volleyball, but I played tennis.*

2 Read again and write **A** for Ali or **T** for Tom in the boxes. 



1 🔑 🔊



runner




race



energy

popular
take place

2 Read and answer.
What is the New York
City Marathon and
when did it begin? 

THE NEW YORK CITY MARATHON

The New York City Marathon is an international sporting event, and it takes place on the first Sunday of November every year. The first New York City Marathon took place on 13 September 1970. 127 people ran around Central Park, but only 55 of them finished the marathon. Today the New York City Marathon is very popular, and about 50,000 runners from all over the world run it. People have to train very hard for the marathon. The race starts on Staten Island and finishes in Central Park in Manhattan. Runners have to run 42.195 kilometres!



INTERESTING FACTS

Runners eat pasta, rice or potatoes on the days before the marathon. These kinds of food give you energy.

In 1977, Wesley Paul, an eight-year-old boy, ran the marathon in three hours. Today you have to be over eighteen years old to run the race.

On the day of the marathon, there are special 'water stations' on the streets of New York. Runners can get water there.


3 Read and write **T** for True or **F** for False.

1. The New York City Marathon takes place every Sunday. ☐
2. 50,000 people ran the marathon in 1970. ☐
3. People ran around Central Park in the first New York City Marathon. ☐
4. Today runners finish the marathon in Central Park. ☐
5. You have to be over eighteen years old to run the marathon. ☐

Let's think

Do you like running? Would you like to run a marathon? Do you know any other famous marathons in other cities around the world?

1 Listen and say. 🗣️ 🔊

/ʌ/



mother



love

/ɒ/



pot



hot

2 Listen and say. Then circle the /ʌ/ sounds and underline the /ɒ/ sounds. 🗣️ 🔊

Dinner time


Mother's cooking.
What's in that pot?
I love soup, Mum.
Can I try some?
Be careful, Scott!
The soup is hot!



- 1 Read and answer. Where are the two children from? Which sport is popular in their countries? 


WHAT'S THE MOST POPULAR SPORT IN YOUR COUNTRY?

posted on Tuesday, 1 July, 5:00 p.m.


Fahad

In Qatar, people love football. It is the most popular sport in my country. Our national team, Al-Annabi (the Maroons) wear the white and dark red colours of the Qatari flag. My country hosted the Asian Cup two times, in 1988 and 2011, and it won the gold medal in football at the Asian Games in Doha in 2006. In 2019, our team won the Asian Cup and all Qatari people celebrated. I can't wait for the 2022 FIFA World Cup in Qatar!

posted on Sunday, 6 July, 6:30 p.m.


Tarek

Football is the most popular sport in Tunisia too! The Tunisian national football team's colours are red and white, and people call them 'Carthage Eagles'. Our team is one of the best in Africa. In 2004, we won the Africa Cup of Nations! Go, Eagles!

- 2 Look, read and match the flags to the children. 



1 Look and write.

helmet medal gloves painting net ice hockey stick



1. _____

2. _____

3. _____

4. _____

5. _____

6. _____

2 Listen and tick (4) the correct picture A, B or C. 🎧 🔊

1. What did William forget at home?



A

☐



B

☐



C

☐

2. What sport did Jim play with Alex?



A

☐


B

☐


C

☐

3 Play a guessing game. Ask and answer with your partner. 🗣️

play ice hockey play baseball do karate play American football play tennis



Did you play American football?

No, I didn't.

Did you play ice hockey?

Yes, I did.

Are you Frank?

Yes, I am!



Grammar reference



Module 1

Present Simple

We use the Present Simple for habits and permanent states.

Affirmative	Negative		Questions	Short Answers	
	Full Forms	Short Forms			
I play.	I do not play.	I don't play.	Do I play?	Yes, you do.	No, you don't.
You play.	You do not play.	You don't play.	Do you play?	Yes, I do.	No, I don't.
He plays.	He does not play.	He doesn't play.	Does he play?	Yes, he does.	No, he doesn't.
She plays.	She does not play.	She doesn't play.	Does she play?	Yes, she does.	No, she doesn't.
It plays.	It does not play.	It doesn't play.	Does it play?	Yes, it does.	No, it doesn't.
We play.	We do not play.	We don't play.	Do we play?	Yes, you do.	No, you don't.
You play.	You do not play.	You don't play.	Do you play?	Yes, we do.	No, we don't.
They play.	They do not play.	They don't play.	Do they play?	Yes, they do.	No, they don't.

Formation of the 3rd person singular (he/she/it)

• most verbs take -s	<i>I speak → He speaks I like → He likes</i>
• verbs ending in -ss, -sh, -ch, -x, -o, take -es	<i>I watch → He watches I go → He goes</i>
• verbs ending in a consonant + -y, drop the -y and take -ies	<i>I study → He studies BUT I play → It plays</i>

Adverbs of frequency

always usually sometimes never

SUN	MON	TUE	WED	THU
✓	✓	✓	✓	✓

Majed **always** ice-skates after school.

SUN	MON	TUE	WED	THU
✓		✓		✓

Tom **sometimes** ice-skates after school.

SUN	MON	TUE	WED	THU
✓	✓		✓	✓

Kim **usually** ice-skates after school.

SUN	MON	TUE	WED	THU

Bobby **never** ice-skates after school.

GRAMMAR REFERENCE

What time does the bus leave/arrive? It leaves/arrives at...
How long does it take to...? ... minutes.

Ashford Forest

Transport: bus

Duration: 2 hours

Departure: 10 a.m.



What time does the bus leave?
 It leaves at 10.00 in the morning.

How long does it take?
 Two hours.

What's the date today? It's...
When's the...? It's on...



What's the date today?
 It's 3 November.



When's Earth Day?
 It's **on** 22 April.

Where are you from? I'm from... I'm...

Where are you from?


I'm from the USA.
I'm American.



Module 2

What is / What's your favourite subject? I'm good/bad at...

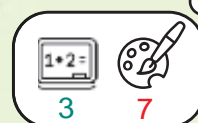
What's your favourite subject?



Science. I'm **good at** science, but I'm **bad at** art.



What is your favourite subject?



Maths. I'm **good at** maths.



How often do you ...? Once/ Twice/ Three times a week. / Every day.



How often
do you play
sports?

I play sports
once a week.

SUN	MON	TUE	WED	THU	FRI	SAT
						4

Daisy paints pictures **once a week.**

SUN	MON	TUE	WED	THU	FRI	SAT
4	4					

Mark rides his bike **twice a week.**

SUN	MON	TUE	WED	THU	FRI	SAT
4	4					4

Lucy goes to the park **three times a week.**

SUN	MON	TUE	WED	THU	FRI	SAT
4	4	4	4	4	4	4

Derek meets his friends **every day.**

Gerund



Reading books is interesting.



Playing ice-hockey isn't easy.



Travelling by bus is comfortable.

like/enjoy/love/ prefer/ don't like/dislike/ hate + -ing form



I **like** ice-skating.

He **likes** ice-skating.



I **don't like**
doing karate.

He **doesn't like** doing karate.



I **prefer** playing
football.

He **prefers** playing football.

Module 3

Present Progressive

We use the Present Progressive for actions happening at the moment of speaking.

Affirmative		Negative	
Full Forms	Short Forms	Full Forms	Short Forms
I am playing.	I'm playing.	I am not playing.	I'm not playing.
You are playing.	You're playing.	You are not playing.	You aren't playing.
He is playing.	He's playing.	He is not playing.	He isn't playing.
She is playing.	She's playing.	She is not playing.	She isn't playing.
It is playing.	It's playing.	It is not playing.	It isn't playing.
We are playing.	We're playing.	We are not playing.	We aren't playing.
You are playing.	You're playing.	You are not playing.	You aren't playing.
They are playing.	They're playing.	They are not playing.	They aren't playing.

Questions	Short Answers	
Am I playing?	Yes, you are.	No, you aren't.
Are you playing?	Yes, I am.	No, I'm not.
Is he playing?	Yes, he is.	No, he isn't.
Is she playing?	Yes, she is.	No, she isn't.
Is it playing?	Yes, it is.	No, it isn't.
Are we playing?	Yes, you are.	No, you aren't.
Are you playing?	Yes, we are.	No, we aren't.
Are they playing?	Yes, they are.	No, they aren't.

Formation of -ing	
most verbs take -ing	read → reading
verbs ending in -e, drop the -e before the -ing	ride → riding
verbs with one syllable ending in one vowel + one consonant, double the consonant before the -ing	swim → swimming
verbs with two or more syllables ending in one stressed vowel + one consonant, double the consonant before the -ing	begin → beginning BUT happen → happening
verbs ending in -ie, change -ie to -y before the -ing	lie → lying

Why - Because

- We use **Why** to ask for a reason:
Why do you want to be a doctor?
- We answer with **Because** to give a reason:
Because I want to help ill people.

Have to

- We use **have to** to express obligation.
*I **have to** brush my teeth three times a day.*
- We use **don't have to** to express lack of obligation.
*You **don't have to** buy a ticket.*

Affirmative	Negative	Questions	Short Answers
I have to go.	I don't have to go.	Do I have to go?	Yes, you do. / No, you don't.
You have to go.	You don't have to go.	Do you have to go?	Yes, I do. / No, I don't.
He has to go.	He doesn't have to go.	Does he/she/it have to go?	Yes, he/she/it does. / No, he/she/it doesn't.
She has to go.	She doesn't have to go.	Do we/you/they have to go?	Yes, you/we/they do. / No, you/we/they don't.
It has to go.	It doesn't have to go.		
We have to go.	We don't have to go.		
You have to go.	You don't have to go.		
They have to go.	They don't have to go.		

Module 4

some / any + countable nouns



There's **a** banana on the table.



There are **some** apples on the table, but **there aren't any** bananas.



Are there **any** apples on the table? No, there aren't, but **there are some** sandwiches.

Want / Need + noun



I **want** an apple.



I **need** three eggs.

some / any + uncountable nouns



Is there **any** lemonade in the fridge?

No, **there isn't any** lemonade, but **there is some** milk.

Countable Nouns

Singular	Plural
a banana	two bananas

Uncountable Nouns

milk → ~~two milks~~

some - any

Affirmative	Negative	Questions
There's some cheese on the table.	There isn't any water on the table.	Is there any milk on the table?
There are some eggs on the table.	There aren't any bananas on the table.	Are there any sandwiches on the table?

GRAMMAR REFERENCE

How much is it? / How much are they?



How much is it?
It's 25 QR.



How much are they?
They're 74 QR.

37 QR

37 QR

How much? / How many?

How much milk do you drink every day?

How many oranges do you eat every week?



Can I have some...? / Can I try some...? / Would you like some...?

We use **Can...?** to make polite requests and to ask for a favour.

Can I have/try some cake, please?



Would you like some lemonade?

Yes, please.



When we offer something, we use the structures:

Do you want a/an/some...? or **Would you like a/an/some...?**

Would you like something? is a more polite form of **Do you want something?**

Do you want some ice cream?
Yes, please. / No, thank you.

Module 5

Past Simple

We use the Past Simple to talk about something that happened in the past.

Affirmative	Negative	
	Full Forms	Short Forms
I played/took.	I did not play/take.	I didn't play/take.
You played/took.	You did not play/take.	You didn't play/take.
He played/took.	He did not play/take.	He didn't play/take.
She played/took.	She did not play/take.	She didn't play/take.
It played/took.	It did not play/take.	It didn't play/take.
We played/took.	We did not play/take.	We didn't play/take.
You played/took.	You did not play/take.	You didn't play/take.
They played/took.	They did not play/take.	They didn't play/take.

Questions	Short Answers	
Did I play/take?	Yes, you did.	No, you didn't.
Did you play/take?	Yes, I did.	No, I didn't.
Did he play/take?	Yes, he did.	No, he didn't.
Did she play/take?	Yes, she did.	No, she didn't.
Did it play/take?	Yes, it did.	No, it didn't.
Did we play/take?	Yes, you did.	No, you didn't.
Did you play/take?	Yes, we did.	No, we didn't.
Did they play/take?	Yes, they did.	No, they didn't.

Spelling rules	
most verbs take -ed	talk → talked
verbs ending in -e, take only -d	live → lived
verbs ending in a consonant + -y, drop the -y and take -ied	try → tried BUT play → played
verbs with one syllable ending in one vowel + one consonant, double the consonant before the -ed	stop → stopped
verbs with two or more syllables ending in a stressed vowel + one consonant, double the consonant before the -ed	prefer → preferred BUT happen → happened

Time Expressions
yesterday morning/afternoon, etc. last Monday/night/week/month/year

Irregular verbs

Base Form	Past Simple	Base Form	Past Simple	Base Form	Past Simple
be	was / were	forget	forgot	say	said
become	became	get	got	see	saw
break	broke	give	gave	send	sent
bring	brought	go	went	sing	sang
build	built	have	had	sit	sat
buy	bought	hear	heard	sleep	slept
come	came	know	knew	spend	spent
cut	cut	leave	left	swim	swam
do	did	lose	lost	take	took
draw	drew	make	made	tell	told
drink	drank	meet	met	think	thought
drive	drove	pay	paid	throw	threw
eat	ate	put	put	wake	woke
feed	fed	read	read	wear	wore
find	found	ride	rode	win	won
fly	flew	run	ran	write	wrote



Word list

Abbreviations

(v.) = verb

(n.) = noun

(adj.) = adjective

(adv.) = adverb

(phr.) = phrase

(phr. v.) = phrasal verb

Module 1

Song

wake up (phr. v.)
have breakfast/lunch/dinner (phr.)
go to work (phr.)
take the train (phr.)
rain (n.)
late (adj.)

Top Stars

classmate (n.)
take the bus (phr.)
walk to school (phr.)
have a class (phr.)
arrive (v.)
leave (v.)
wait (v.)

Our world

Ordinals 1st – 31st
give presents (phr.)
ride a horse (phr.)
poor (adj.)
festival (n.)
parade (n.)

Let's talk

Qatar - Qatari
the USA – American
the UK – British
Morocco - Moroccan
Korea – Korean
China – Chinese

Story

apple pie (n.)
bake (v.)
start (v.)

Module 2

Song

art (n.)
PE (n.)
maths (n.)
science (n.)
IT (n.)
geography (n.)
history (n.)
English (n.)
Arabic (n.)

Top Stars

play ice hockey (phr.)
play computer games (phr.)
play baseball (phr.)
read comic books (phr.)
do my homework (phr.)
art class (n.)
drawing (n.)
hobby (n.)

Our world

make a collage (phr.)
fly a kite (phr.)
take a picture (phr.)
collect (v.)
stick (v.)
put (v.)
easy (adj.)
hard (adj.)

Let's talk

amazing (adj.)
exciting (adj.)
fun (adj.)
boring (adj.)

Story

treasure hunt (n.)
clue (n.)
computer mouse (n.)
ticket (n.)

CLIL 1 (Modules 1-2)

library (n.)
country (n.)
boat (n.)
forest (n.)

Module 3

Song

play on the swings (phr.)
sail a boat (phr.)
throw the ball (phr.)
hit the ball (phr.)
feed the ducks (phr.)

Top Stars

rake leaves (phr.)
pick up rubbish (phr.)
wash a car (phr.)
sell (v.)
collect money (phr.)

Our world

take out the rubbish (phr.)
shovel snow (phr.)
set the table (phr.)
clear the table (phr.)
wash the dishes (phr.)
make my bed (phr.)

Let's talk

campsite (n.)
be careful (phr.)
put out the fire (phr.)
bring food (phr.)
campsite shop (n.)
tent (n.)

Story

beekeeper (n.)
beehive (n.)
nectar (n.)
kilo (n.)

Module 4

Song

butter (n.)
peach (n.)
pear (n.)
pineapple (n.)
watermelon (n.)
coconut (n.)
flour (n.)

Top Stars

market (n.)
fridge (n.)
basket (n.)
cupboard (n.)
online (adv.)

Our world

a carton of juice (phr.)
a packet of crisps (phr.)
a box of cereal (phr.)
a bottle of water (phr.)
a packet of biscuits (phr.)
a bar of chocolate (phr.)
healthy (adj.)

Let's talk

a can of lemonade (phr.)
a cup of tea (phr.)
a glass of milk (phr.)
a slice of bread (phr.)
a loaf of bread (phr.)
a piece of cake (phr.)

Story

recycle (v.)
recycling bag (n.)
empty (adj.)
exhibition (n.)

CLIL 2 (Modules 3-4)

walnut (n.)
brain (n.)
vitamin (n.)
heart (n.)

Module 5**Quiz**

score (v.)
point (n.)
game (n.)
medal (n.)
win (v.)
lose (v.)

Top Stars

painting (n.)
competition (n.)
painter (n.)
pitch (n.)
award (n.)

Our world

bat (n.)
gym (n.)
train (v.)
invent (v.)
special (adj.)
use (v.)

Let's talk

racket (n.)
net (n.)
bat (n.)
gloves (n.)
helmet (n.)
ice hockey stick (n.)
puck (n.)

Reading time

runner (n.)
race (n.)
energy (n.)
popular (adj.)
take place (phr. v.)



Using a Vocabulary List

1. You can also look up words using the Vocabulary List that can be found on the Student's CD-ROM. There are two options available; you can either look up words in alphabetical order (**Words alphabetically**) or in the order they appear in a module (**Words by module**).
2. **Words alphabetically:** The column on the left side of the screen is a quick guide to all the vocabulary items that appear in the Student's Book. You can scroll down using the red button to find the word you want to look up. The images next to each word help you understand their meaning. There is also a 'search' bar where you can type the word you want to look up and find it more easily.
3. **Words by module:** You can also look up words according to the module and the lesson they appear in (e.g. Module 1, Lesson 'Top Stars'). The vocabulary of this specific lesson will directly appear in the column on the left side of the screen.
4. If you click on a specific word, it will then appear on the main screen. You can now see a larger version of the small picture that accompanies the word.
5. You can click on the speaker to listen to the pronunciation of this word as many times as you want. Remember that this can help you to recognise this word more easily next time you hear it, but also improve your pronunciation.
6. In some cases, certain words might not be accompanied by pictures, for example abstract nouns, etc. The definition provided will help you understand the meaning of this word.
7. If you need more help, you can click on the 'Show example' button. An example now appears that will clarify any questions you may have on how to use this word in context. You can also listen to the example sentence as many times as you want. Remember that you can come up with examples of your own and note them down on your notebook. This will help you get additional practice and understand the meaning of these words better.

78

[illegible]

Top Stars 4a
Student's Book

H. Q. Mitchell - Marileni Malkogianni

Published by: **MM Publications**
www.mmpublications.com
info@mmpublications.com

Offices

UK China Cyprus Greece Korea Poland Turkey USA
Associated companies and representatives throughout the world.

Copyright © 2021 MM Publications

All rights reserved. No part of this publication may be reproduced, stored in a retrieval system or transmitted in any form or by any means, electronic, mechanical, photocopying, recording or otherwise, without permission in writing from the publishers, in accordance with the contract concluded with the Ministry of Education and Higher Education of the State of Qatar.

We would like to thank Shutterstock and 123RF for permission to reproduce copyright photographs.

Produced in the EU

TOP STARS



is an exciting primary course that creates a fun and motivating environment for young learners.

For students:

- Student's Book
- Full-colour Workbook
- Student's CD-ROM

For teachers:

- Teacher's Book
- Class Audio Material (Online)
- Resources for Teachers (Online)
- Interactive Whiteboard Material
- Flashcards
- Phonics Cards

CEFR		Pre-A1	A1 Low	A1 Mid	A1 High	A2 Low
Top Stars	1	2	3	4	5	6



ISBN: 978-618-05-5792-3

