

MY FUN SKILLS



KG2

Module 4

My Country My World



Second Edition
2021-2022

All rights reserved by the Ministry of Education and Higher Education of the State of Qatar



حضرة صاحب السمو الشيخ تميم بن حمد آل ثاني
أمير دولة قطر

النشيد الوطني

قَسَمًا بِمَنْ رَفَعَ السَّمَاءَ	قَسَمًا بِمَنْ نَشَرَ الضِّيَاءَ
قَطَرٌ سَتَبْقَى حُرَّةً	تَسْمُو بِرُوحِ الْأَوْفِيَاءِ
سِيرُوا عَلَى نَهْجِ الْأَلَى	وَعَلَى ضِيَاءِ الْأَنْبِيَاءِ
قَطَرٌ بِقَلْبِي سِيرَةٌ	عِزٌّ وَأَمْجَادُ الْإِبَاءِ
قَطَرُ الرِّجَالِ الْأَوَّلِينَ	حُمَاتُنَا يَوْمَ النِّدَاءِ
وَحُمَائِمُ يَوْمِ السَّلَامِ	جَوَائِحُ يَوْمِ الْفِدَاءِ



Index



13 Unit Thirteen: The Seasons

○ Lesson 1: Story	6
○ Lesson 2: Vocabulary	8
○ Lesson 3: Phonics	11
○ Lesson 4: Revision	13

14 Unit Fourteen: Clothes

○ Lesson 1: Story	16
○ Lesson 2: Vocabulary	18
○ Lesson 3: Phonics	21
○ Lesson 4: Revision	23

15 Unit Fifteen: My Country

○ Lesson 1: Story	26
○ Lesson 2: Vocabulary	28
○ Lesson 3: Phonics	31
○ Lesson 4: Revision	33

16 Unit Sixteen: I am Qatari

○ Lesson 1: Story	35
○ Lesson 2: Vocabulary	37
○ Lesson 3: Phonics	39
○ Lesson 4: Revision	40

13 Unit Thirteen

The Seasons



Name: Date:

Unit 13 Lesson 1

1 Listen to the story.

The Seasons



It is **spring**. Reem, look at all the flowers.



It is **winter**. The snowman is happy.



It is **autumn**. Look, the balloon can fly.



It is **summer**. Let's play and swim.

Name:

Date:

Unit 13 Lesson 1

2 Match and say.

spring-winter-autumn-summer



Name:

Date:

Unit 13 Lesson 2

1 Colour, trace and say: **It is ...**



summer



autumn



spring



winter

Name:

Date:

Unit 13 Lesson 2

2 Listen and say.

0



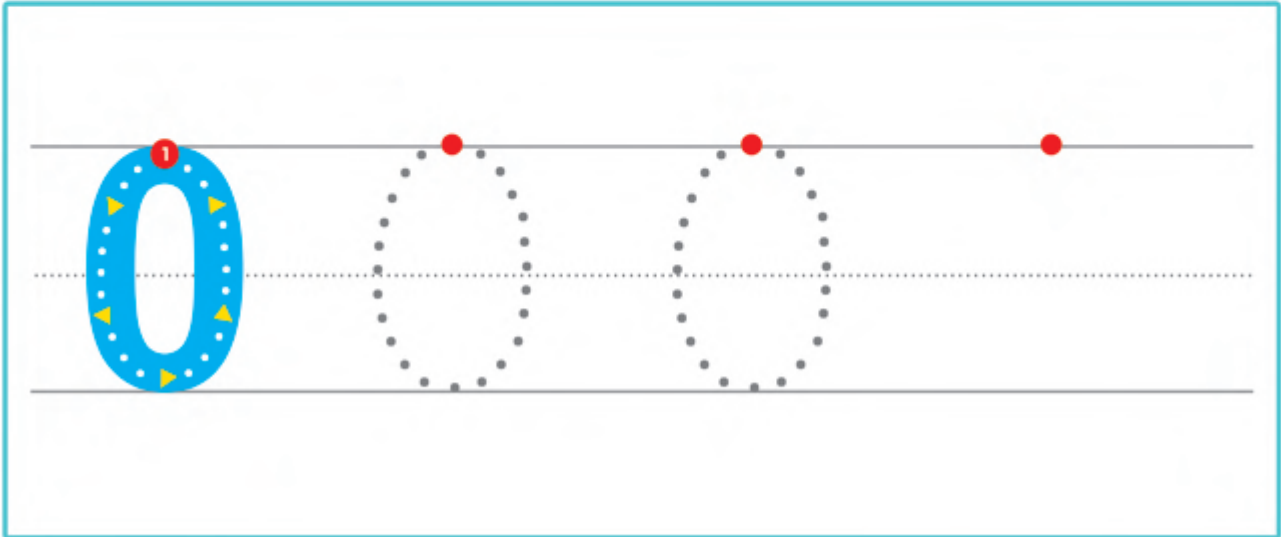
zero eggs

Name:

Date:

Unit 13 Lesson 2

3 Trace, write and say.



4 Match and say.



Name:

Date:

Unit 13 Lesson 3

1 Listen and say.

Cc



cup



cat



cake



cap

Name:

Date:

Unit 13 Lesson 3

2 Trace, colour and say.

C is for cake.



3 Trace, write and say.



Name:

Date:

Unit 13 Lesson 4

1 Cut, glue and say: **It is ...**



autumn



summer



winter



spring

Name: Date:

Unit 13 Lesson 4

2 Count, colour and write.

0

1

2

3

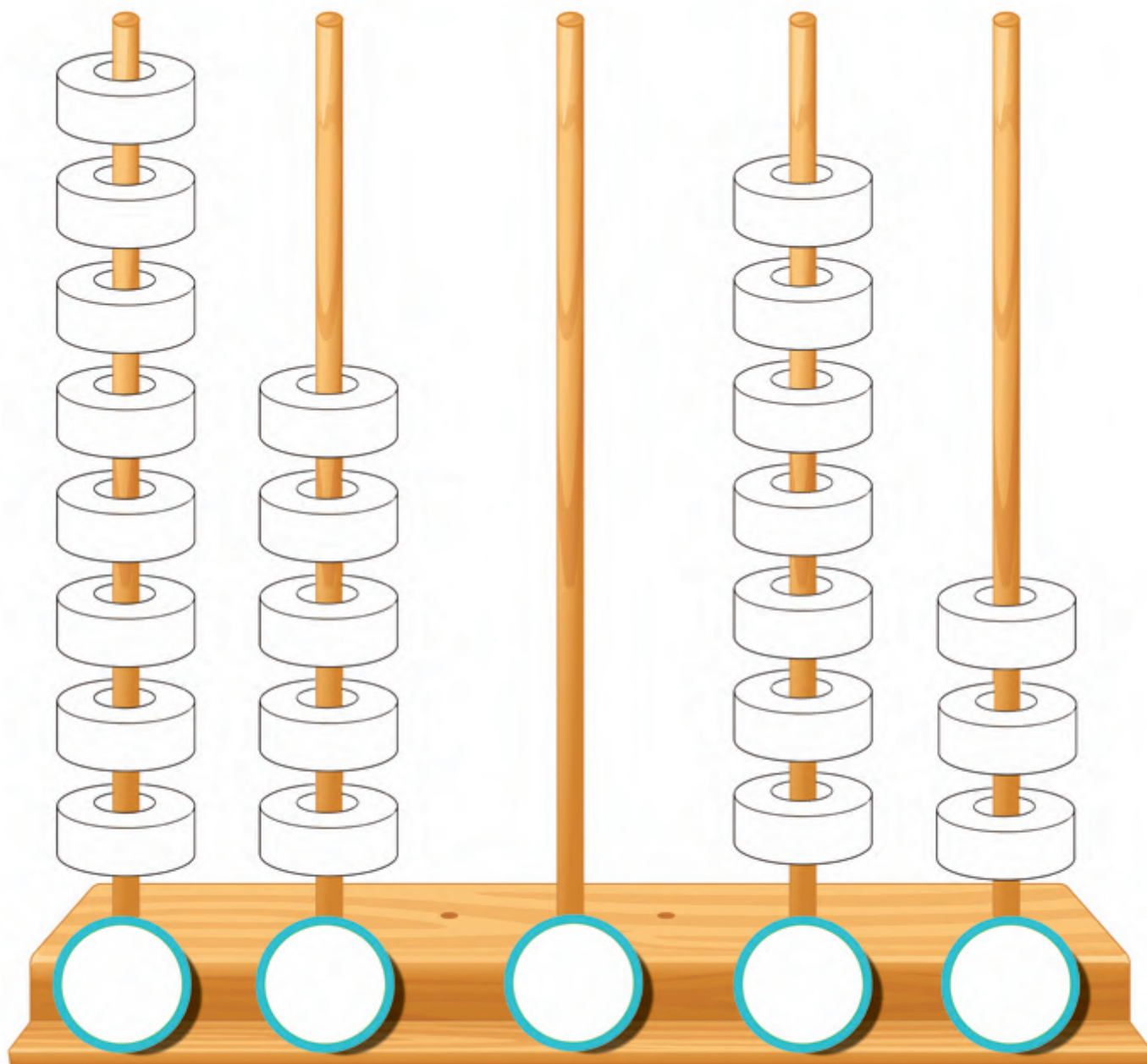
4

5

6

7

8



14 Unit Fourteen

Clothes



Name: Date:

Unit 14 Lesson 1

1 Listen to the story.

My Clothes



In spring, Bader wears jeans and Reem wears a dress.



In winter, she wears shoes and he wears a jacket.



In autumn, he wears a T-shirt.



In summer, Reem wears a sun hat and Bader wears a cap.

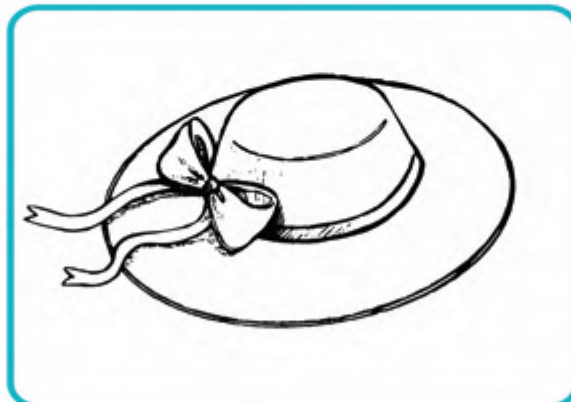
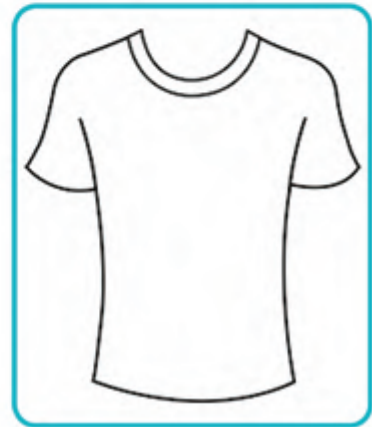

Name:

Date:

Unit 14 Lesson 1

2 Colour and say.

jeans - T-shirt - dress - hat - jacket -
cap - shoes



Name:

Date:

Unit 14 Lesson 2

1 Listen, circle and say: **He/She wears ...**



Name:

Date:

Unit 14 Lesson 2

2 Listen and say.

9

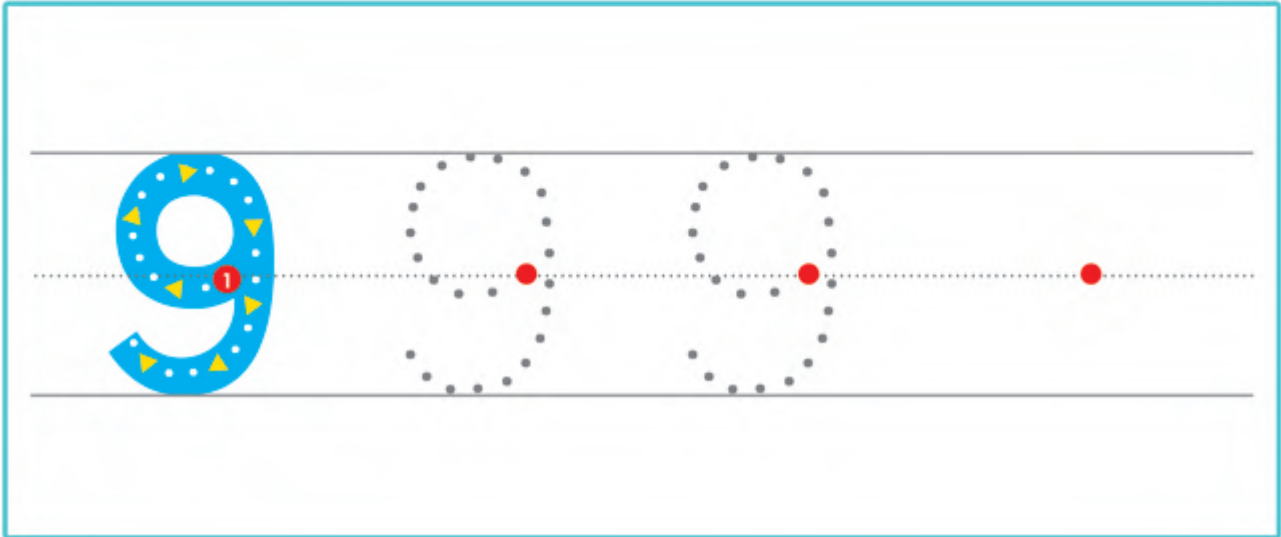


Name:

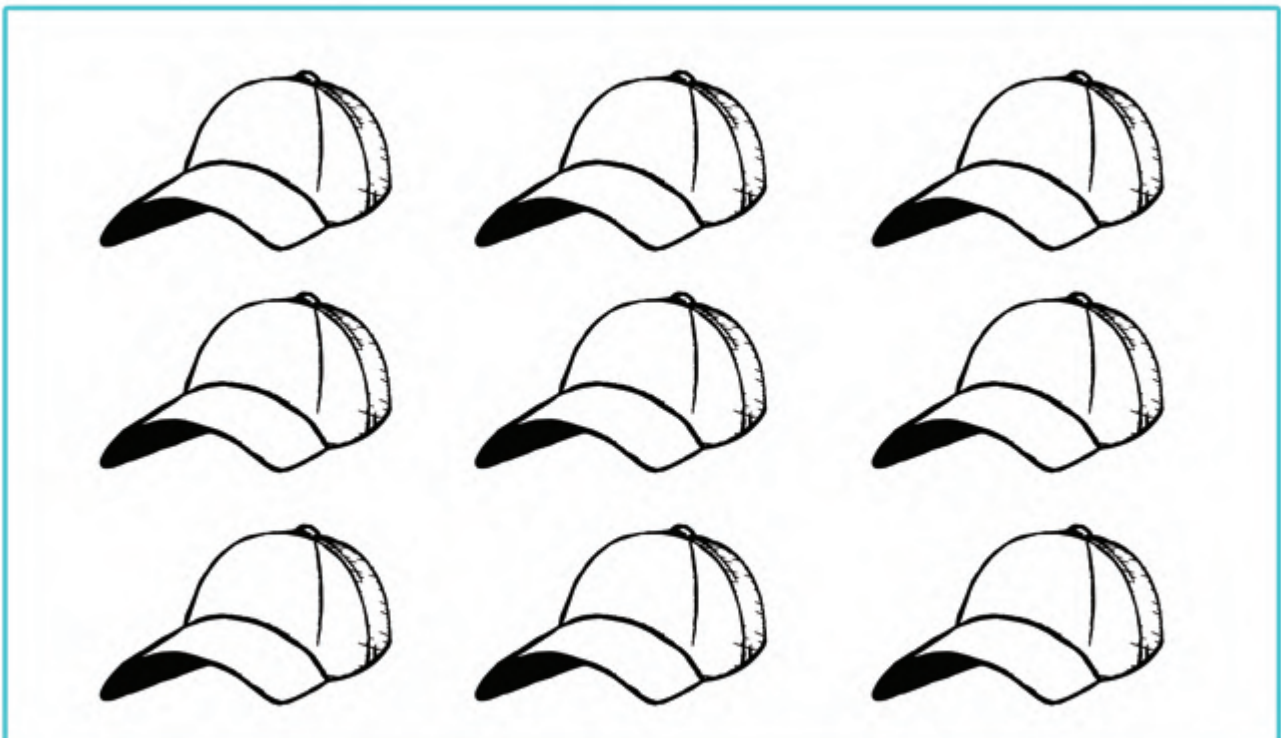
Date:

Unit 14 Lesson 2

3 Trace, write and say.



4 Count, colour and say.



Name:

Date:

Unit 14 Lesson 3

1 Listen and say.

Dd



Doha



dress



duck



doll

Name:

Date:

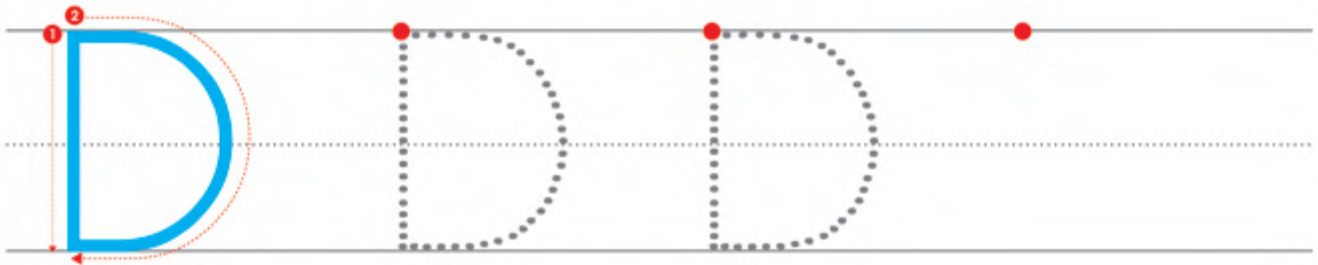
Unit 14 Lesson 3

2 Circle and say the Dd words.

The doll near the door wears a dress.



3 Trace, write and say.



Name:

Date:

Unit 14 Lesson 4

1 Match, trace and say: He / She wears ...

shoes



jeans



Name: Date:

Unit 14 Lesson 4

2 Count, match and say.


6



7



8



9



15 Unit Fifteen

My Country



Unit 15 Lesson 1

1 Listen to the story.

School Trip



Dad, can I go on a school trip tomorrow?
Yes, Bader.



Wear your seat belts and enjoy the trip.



This is the Emir of Qatar.
The Qatari flag is maroon and white.



Teacher, please take a photo.
I am proud. I live in Qatar.

Name: Date:

Unit 15 Lesson 1

2 Trace, colour and say.

flag - maroon - Qatar - Qatari



Name:

Date:

Unit 15 Lesson 2

1 Listen and say: **I live ...**



Name:

Date:

Unit 15 Lesson 2

2 Listen and say.

10

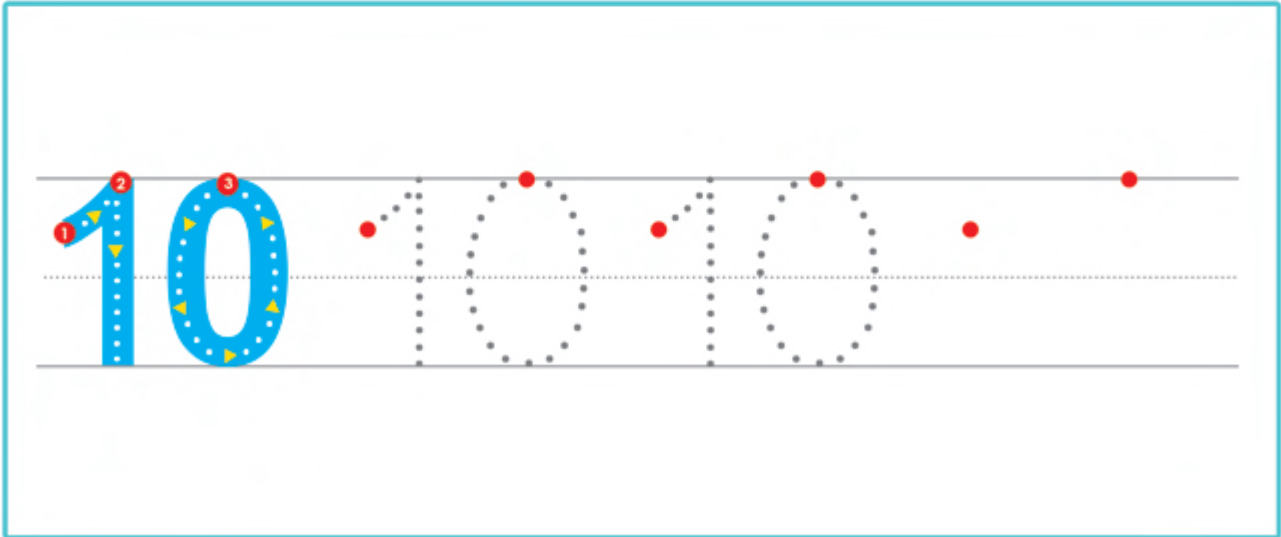


Name:

Date:

Unit 15 Lesson 2

3 Trace, write and say.



4 Count, colour and say.



Name:

Date:

Unit 15 Lesson 3

1 Listen and say.

Bb



ball



baby



bird




balloon

Name: Date:

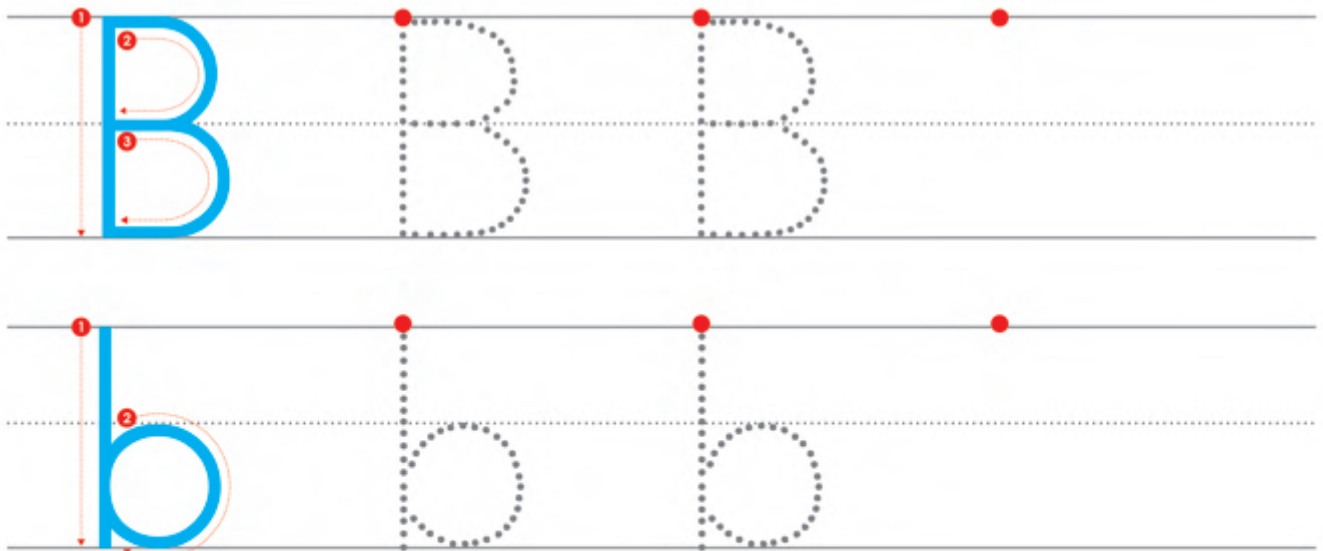
Unit 15 Lesson 3

2 Trace, colour and say.

B is for bird.



3 Trace, write and say.



Unit 15 Lesson 4

1 Make the flag. Then say: **I live in ...**




1 Use these tools.




2 Print out a picture of the Qatari flag.



3 Cut the flag into two pieces.



4 Glue the flag on a piece of paper.



5 Glue the paper to a wooden stick.

16 Unit Sixteen

I am Qatari



Name:

Date:

Unit 16 Lesson 1

1 Listen to the story.

Qatar National Day



Good morning, boys.
Tomorrow is **Qatar National Day**.



Wow! I can see the colours
of our **Qatari** flag.



I am proud.
Let's enjoy **Qatar National Day**!



I am **Qatari** and I love my
country.

Name:

Date:

Unit 16 Lesson 1

2 Listen and say.



I am Qatari.



my country



Qatar National Day

Name:

Date:

Unit 16 Lesson 2

1 Look and (✓).

Qatar National Day



Name:

Date:

Unit 16 Lesson 2

2 Listen and say.

I am Qatari.
I live in Qatar.
Today is Qatar National Day.
I love my country.



Name:

Date:

Unit 16 Lesson 3

1 Match and say.



•



•



•



•



•



•

•



•



•



•



•



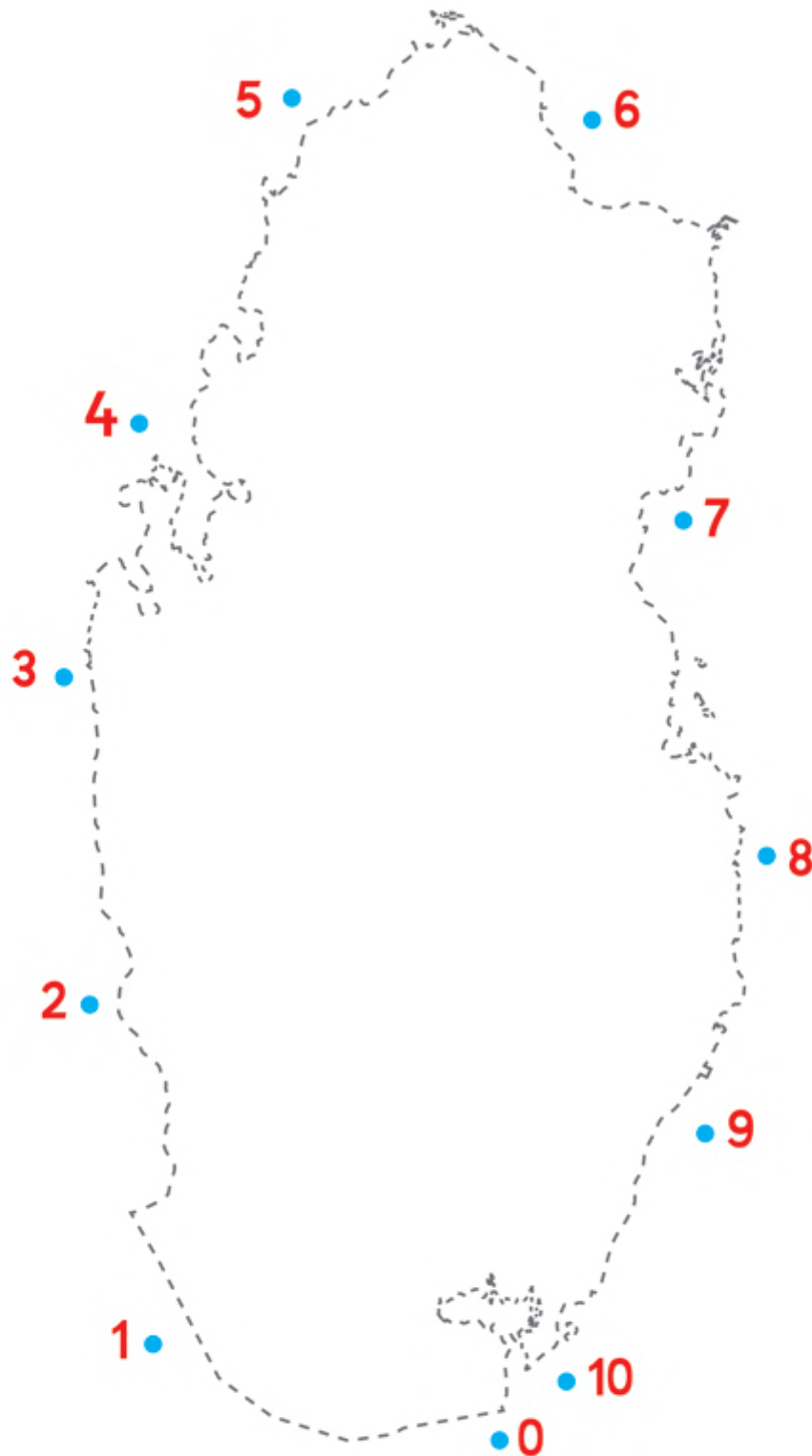
•



Name: Date:

Unit 16 Lesson 4

1 Trace and say: I live in ...



Name: Date:

Unit 16 Lesson 4

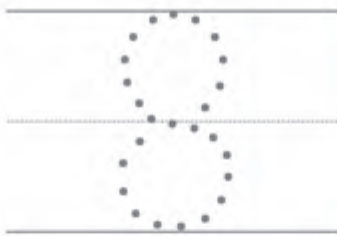
2 Count, write and say.

7

8

9

10



.....

.....

.....

.....



.....

.....

.....

.....

.....



Assessment Page for KG 2 Module 4

Name: Class:

Teacher: Date:

Unit 13 The Seasons		Exceeds Expectations	Meets Expectations	Developing	Emerging	Comments
1	Listen attentively as the unit story is read aloud.					
2	Respond to simple comprehension questions.					
3	Identify the unit vocabulary.					
4	Use the structure "It is ..." correctly.					
5	Demonstrate an understanding of number 0 by counting and tracing.					
6	Identify the letter "Cc" by name, sound and pictures.					
Unit 14 Clothes						
7	Listen attentively as the unit story is read aloud.					
8	Respond to simple comprehension questions.					
9	Identify the unit vocabulary.					
10	Use the structure "He/She wears ..." correctly.					
11	Demonstrate an understanding of number 9 by counting and tracing.					
12	Identify the letter "Dd" by name, sound and pictures.					
Unit 15 My Country						
13	Listen attentively as the unit story is read aloud.					
14	Respond to simple comprehension questions.					
15	Identify the unit vocabulary.					
16	Use the structure "I live in ..." correctly.					
17	Demonstrate an understanding of number 10 by counting and tracing.					
18	Identify the letter "Bb" by name, sound and pictures.					
Unit 16 I am Qatari						
19	Listen attentively as the unit story is read aloud.					
20	Respond to simple comprehension questions.					
21	Identify the unit vocabulary.					
22	Use the structure "I am ..." correctly.					
23	Consolidate the letters (s, e, v, c, d, b) in terms of name, sound and pictures.					
24	Consolidate numbers 0 - 10 by counting and tracing.					
Social Communication						
25	Interact with peers.					
26	Interact with adults.					
27	Participate in group activities.					
28	Express feelings.					
29	Take turns.					
30	Ask for help.					