

# MY FUN SKILLS



KG2

## Module 3

# Transportation



Second Edition  
2021-2022



حضرة صاحب السمو الشيخ تميم بن حمد آل ثاني  
أمير دولة قطر

## النشيد الوطني

قَسَمًا بِمَنْ رَفَعَ السَّمَاءَ	قَسَمًا بِمَنْ نَشَرَ الضِّيَاءَ
قَطَرٌ سَتَبْقَى حُرَّةً	تَسْمُو بِرُوحِ الْأَوْفِيَاءِ
سِيرُوا عَلَى نَهْجِ الْأَلَى	وَعَلَى ضِيَاءِ الْأَنْبِيَاءِ
قَطَرٌ بِقَلْبِي سِيرَةٌ	عِزٌّ وَأَمْجَادُ الْإِبَاءِ
قَطَرُ الرِّجَالِ الْأَوَّلِينَ	حُمَاتُنَا يَوْمَ النِّدَاءِ
وَحُمَائِمُ يَوْمِ السَّلَامِ	جَوَائِحُ يَوْمِ الْفِدَاءِ



# Index



## **9 Unit Nine: Land Transport**

○ Lesson 1: Story .....	<b>6</b>
○ Lesson 2: Vocabulary .....	<b>8</b>
○ Lesson 3: Phonics .....	<b>11</b>
○ Lesson 4: Revision .....	<b>13</b>

## **10 Unit Ten: Water Transport**

○ Lesson 1: Story .....	<b>16</b>
○ Lesson 2: Vocabulary .....	<b>18</b>
○ Lesson 3: Phonics .....	<b>20</b>
○ Lesson 4: Revision .....	<b>22</b>

## **11 Unit Eleven: Air Transport**

○ Lesson 1: Story .....	<b>25</b>
○ Lesson 2: Vocabulary .....	<b>27</b>
○ Lesson 3: Phonics .....	<b>30</b>
○ Lesson 4: Revision .....	<b>32</b>

## **12 Unit Twelve: Road Safety**

○ Lesson 1: Story .....	<b>36</b>
○ Lesson 2: Vocabulary .....	<b>38</b>
○ Lesson 3: Phonics .....	<b>41</b>
○ Lesson 4: Revision .....	<b>43</b>



## 9 Unit Nine

### Land Transport



Name: .....

Date: .....

# Unit 9 Lesson 1

1 Listen to the story.

## On The Road



Dad, look! The bus is slow.



The bike is fast.



Dad, the car is fast.  
The bicycle is slow.



Wow! The train is fast too.  
I like fast trains.

Name: ..... Date: .....


# Unit 9 Lesson 1

2 Match and say.

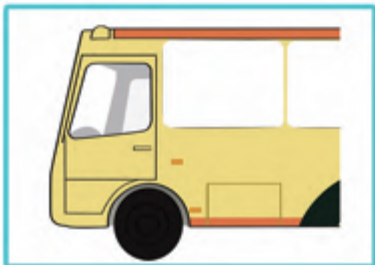
car - bus - bike - train - bicycle



•



•



•



•



•



•



•



•



•




•



Name: ..... Date: .....

## Unit 9 Lesson 2

- 1 Cut, glue and say:  
The ..... is fast / slow.



Name: .....

Date: .....

# Unit 9 Lesson 2

2 Listen and say.

6



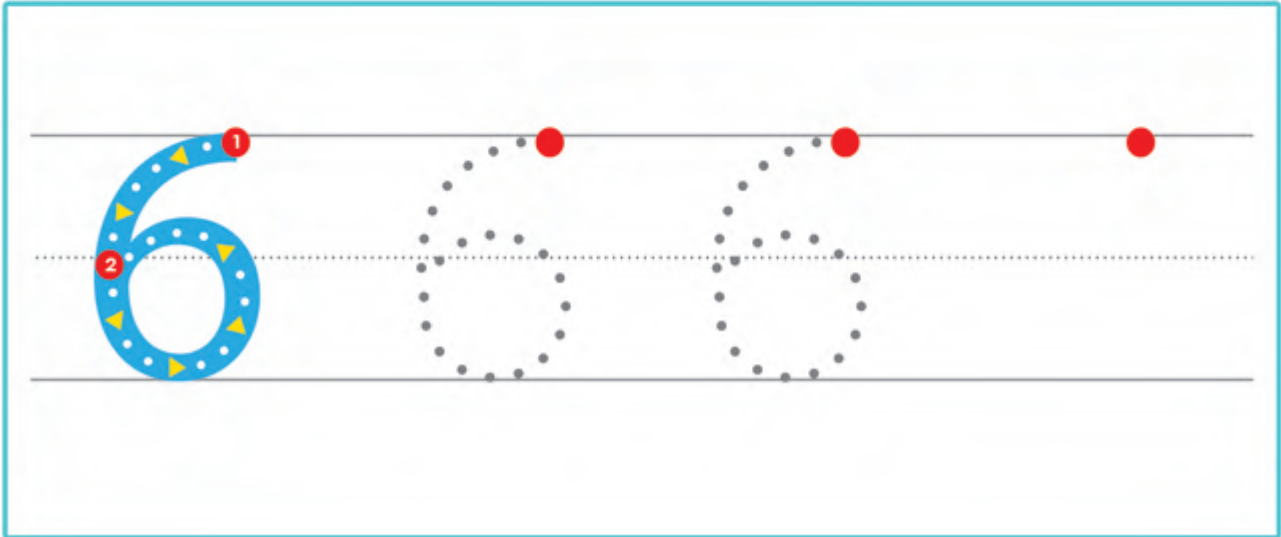


Name: .....

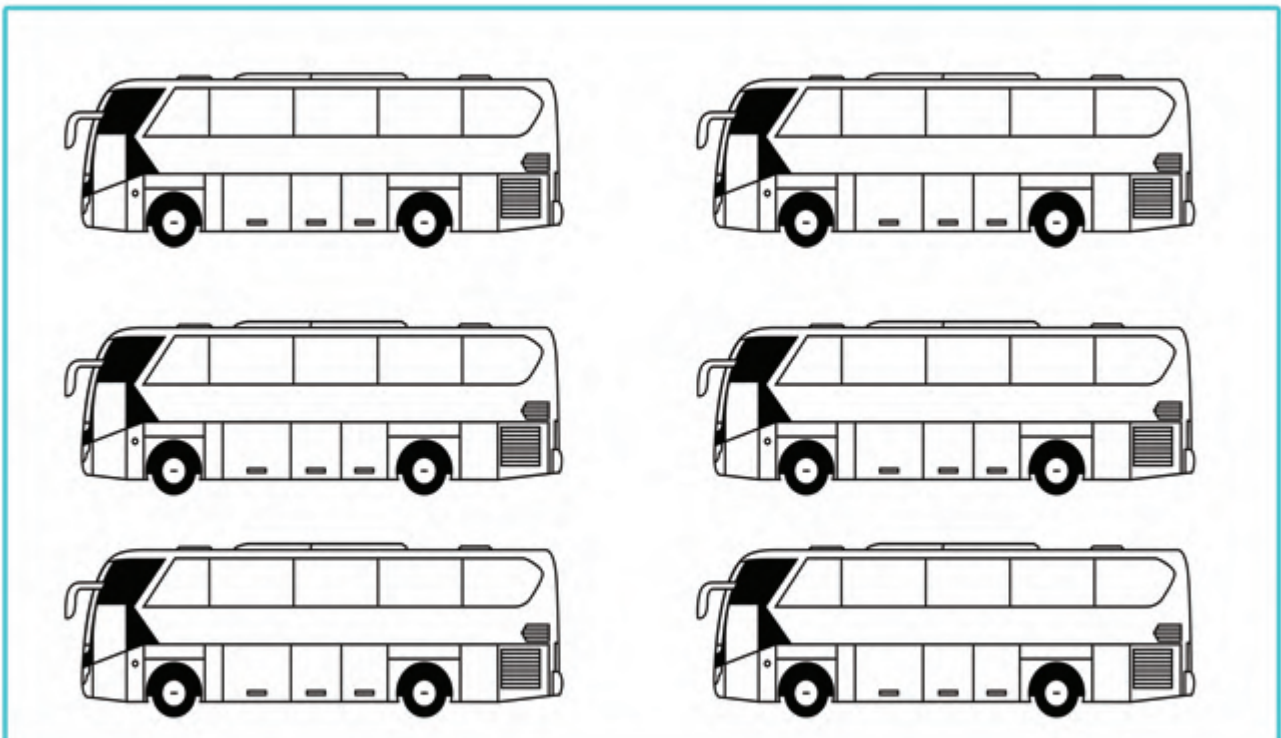
Date: .....

## Unit 9 Lesson 2

3 Trace, write and say.



4 Count, colour and say.



Name: .....

Date: .....

## Unit 9 Lesson 3

1 Listen and say.

# Ee



elephant



egg



eraser



eggplant

Name: ..... Date: .....

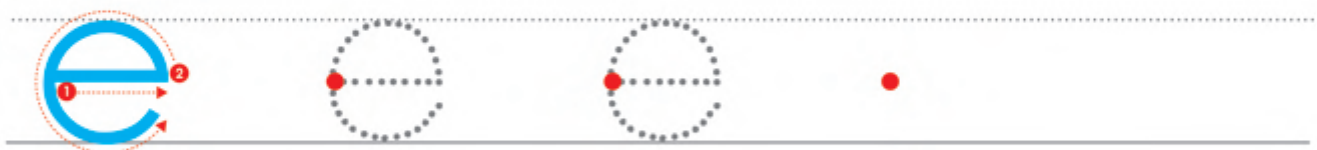
## Unit 9 Lesson 3

2 Trace, colour and say.

E is for elephant.



3 Trace, write and say.






Name: .....

Date: .....


# Unit 9 Lesson 4

## 1 Circle and say.



The car is (fast / slow).

The bicycle is (fast / slow).



The bus is (fast / slow).




The bike is (fast / slow).

Name: .....

Date: .....


# Unit 9 Lesson 4

2 Count and (✓) the group of 6.

☐☐☐

# 10 Unit Ten

## Water Transport





# Unit 10 Lesson 1

## 1 Listen to the story.

### Reem's Dream



Good night, Reem. Sleep well.



Dad, look! The ship is white.



I can see a boat in the sea.  
The boat is black.



Wake up, Reem!  
Oh, it is only a dream.

Name: .....

Date: .....

# Unit 10 Lesson 1

2 Listen and say.



**black**



**white**



**ship**



**boat**

Name: ..... Date: .....

## Unit 10 Lesson 2

1 Listen, circle and say:

The ship is (white / black).

The boat is (black / white).





Name: .....

Date: .....

# Unit 10 Lesson 2

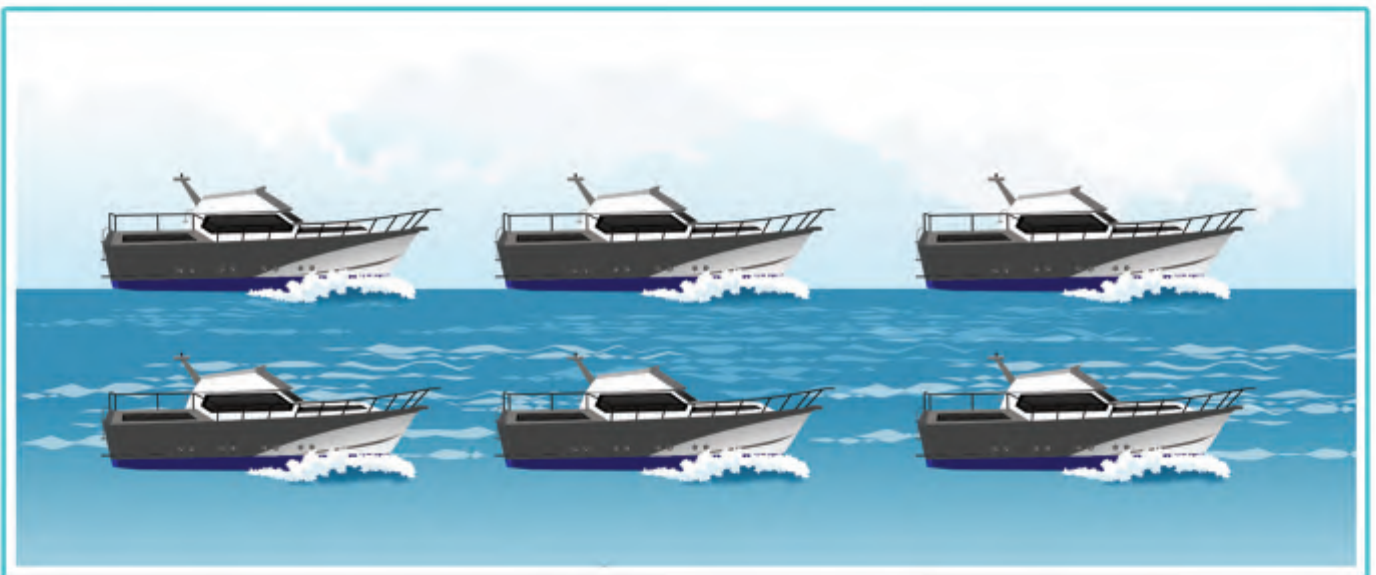
2 Count, circle and say.



1 2 3 4 5 6



1 2 3 4 5 6



1 2 3 4 5 6

Name: .....

Date: .....

# Unit 10 Lesson 3

1 Listen and say.

# Ss



sun



snail



spider



six

Name: .....

Date: .....

## Unit 10 Lesson 3

2 Circle the Ss words. Then colour.

Six spiders sleep in the sun.



3 Trace, write and say.





Name: .....


Date: .....

# Unit 10 Lesson 4

1 Listen, circle and say:

The ship is (white / black).

The boat is (black / white).



Name: .....

Date: .....

# Unit 10 Lesson 4

2 Follow and say the letter Ss.



# 11 Unit Eleven

## Air Transport





Name: .....

Date: .....

# Unit 11 Lesson 1

1 Listen to the story.

## At The Airport



Bader, this is the airport.  
Let's go!



Mum, look! That is a plane in  
the sky. It is small.



That is a helicopter. It is  
landing.






This is my father!  
I missed you.

Name: .....

Date: .....

# Unit 11 Lesson 1

2 Listen, number and say.



Name: .....

Date: .....

## Unit 11 Lesson 2

1 Look and say: **This / That is ...**





Name: ..... Date: .....

# Unit 11 Lesson 2

2 Listen and say.

7

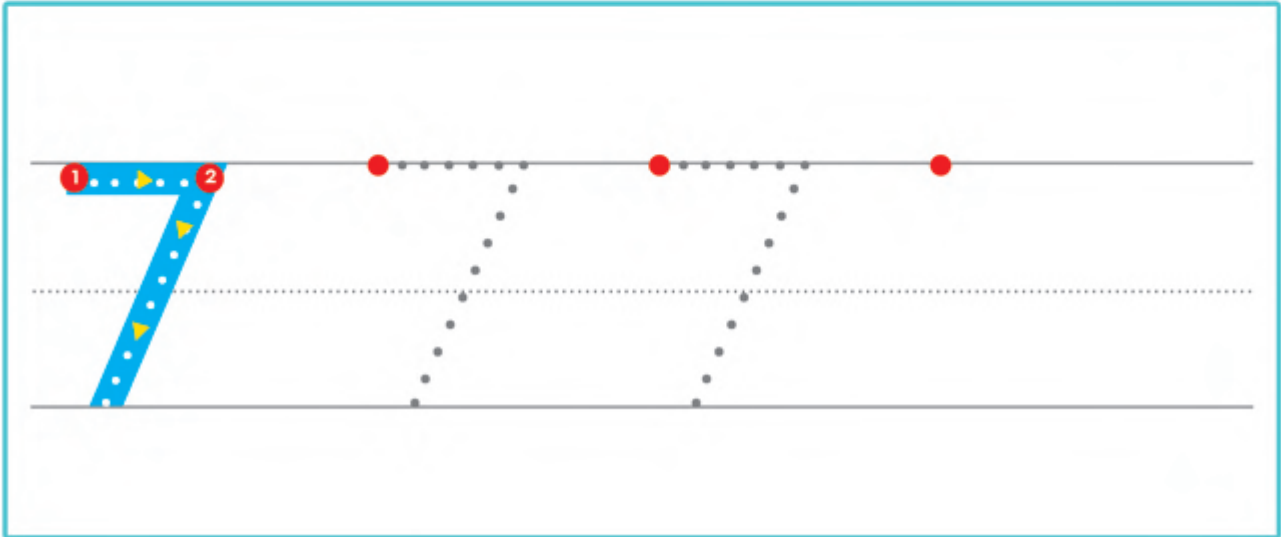


Name: .....

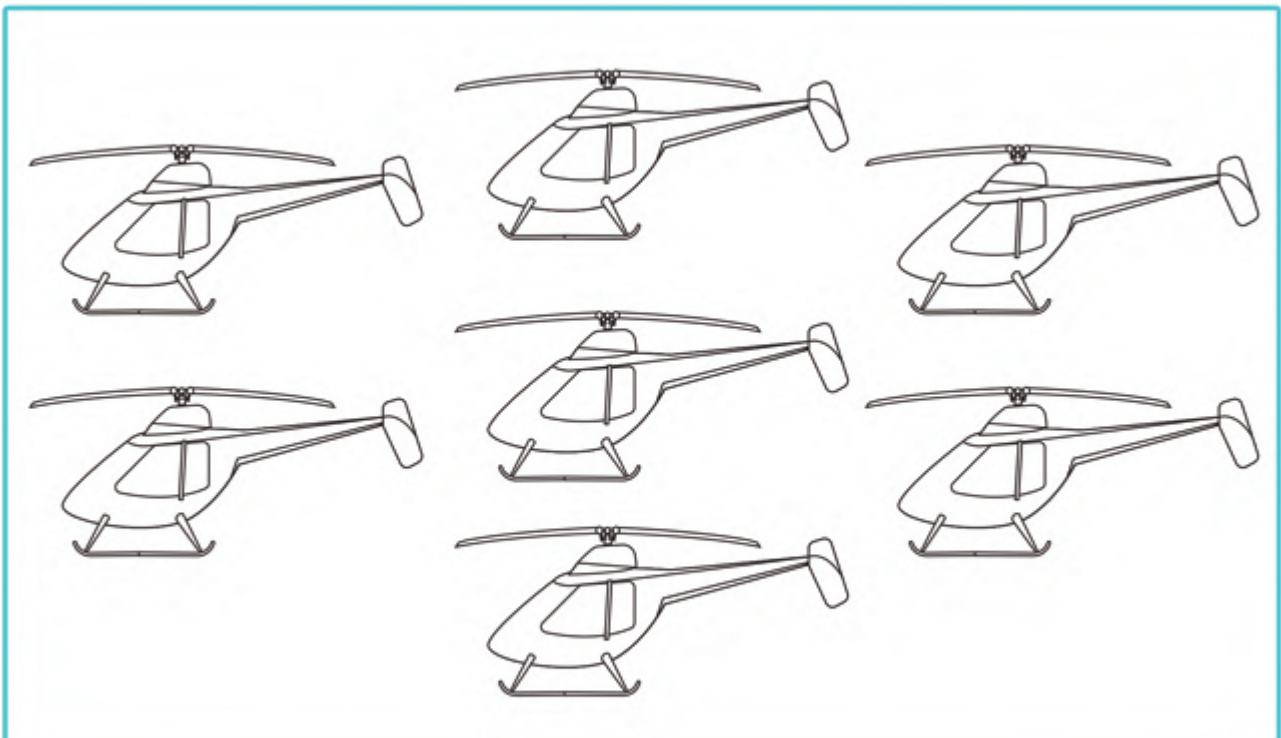
Date: .....

## Unit 11 Lesson 2

3 Trace, write and say.



4 Count, colour and say.



Name: .....

Date: .....

# Unit 11 Lesson 3

1 Listen and say.

V v



van



vet



volcano



vase



Name: .....

Date: .....

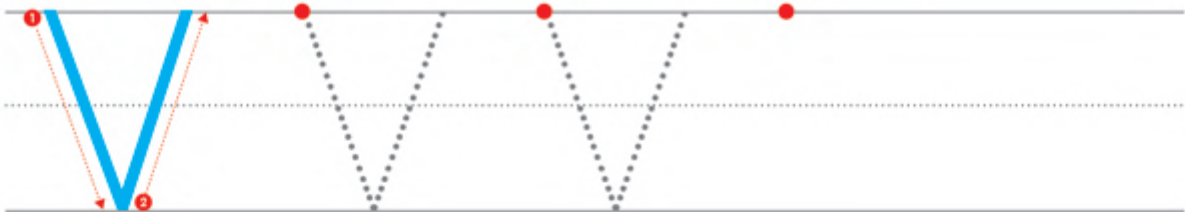
## Unit 11 Lesson 3

2 Trace, colour and say.

v is for vase.



3 Trace, write and say.



Name: ..... Date: .....

# Unit 11 Lesson 4

1 Cut, glue and say.

## Air Transport



## Land Transport

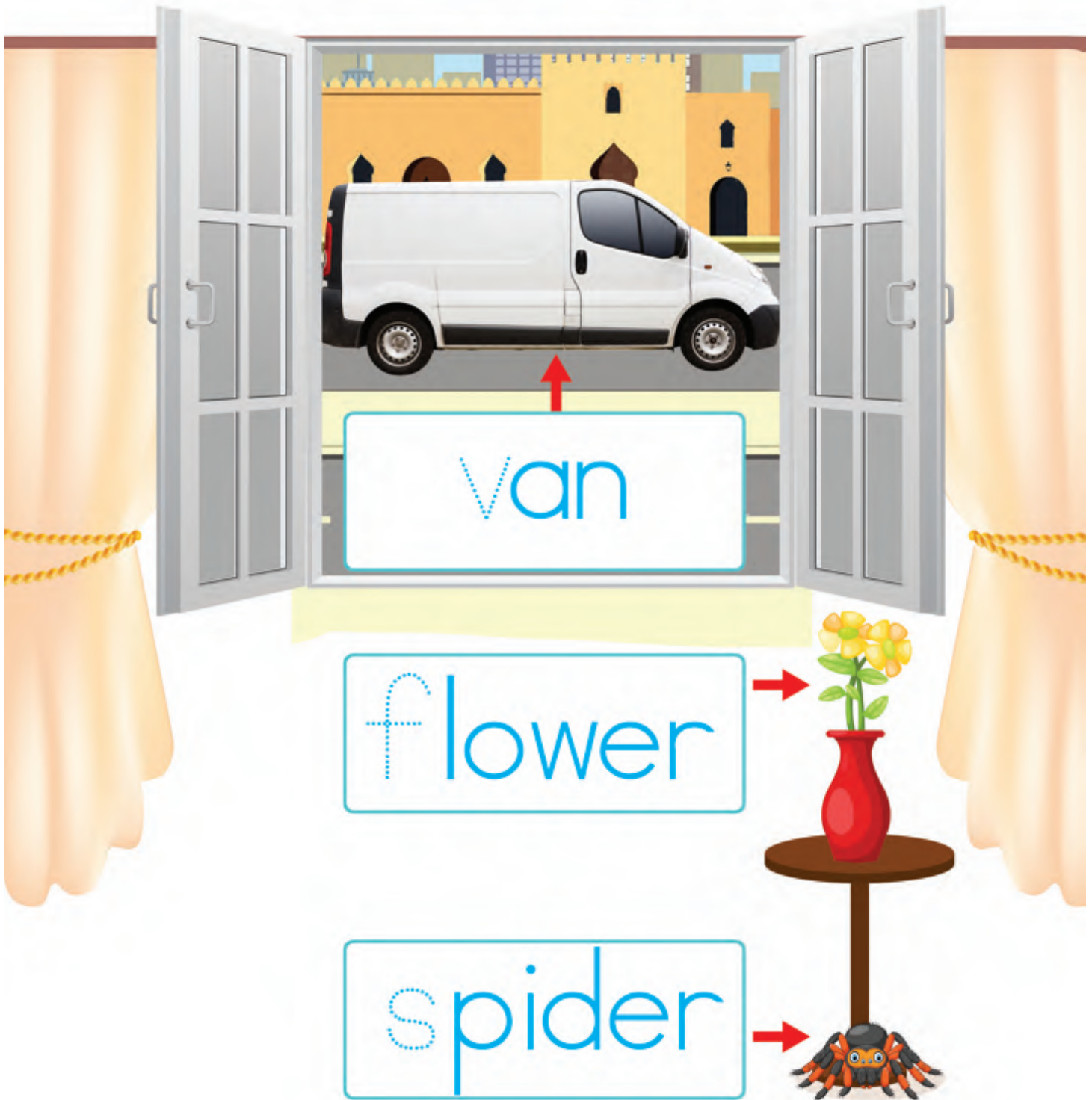


Name: .....

Date: .....

# Unit 11 Lesson 4

2 Trace and say.






Name: .....

Date: .....


# Unit 11 Lesson 4

3 Count and (✓) the group of 7.



# 12 Unit Twelve

## Road Safety



# Unit 12 Lesson 1

1 Listen to the story.

## A Day Out



We are going to the park.



Dad, the traffic light is red.  
Stop!



Dad, it is yellow. Get ready!






It is green. Go!  
Let's have fun now.



Name: ..... Date: .....

## Unit 12 Lesson 1

### 2 Listen, number and say.



Name: ..... Date: .....

## Unit 12 Lesson 2

### 1 Listen and say: It is ...



Name: ..... Date: .....

# Unit 12 Lesson 2

2 Listen and say.

8

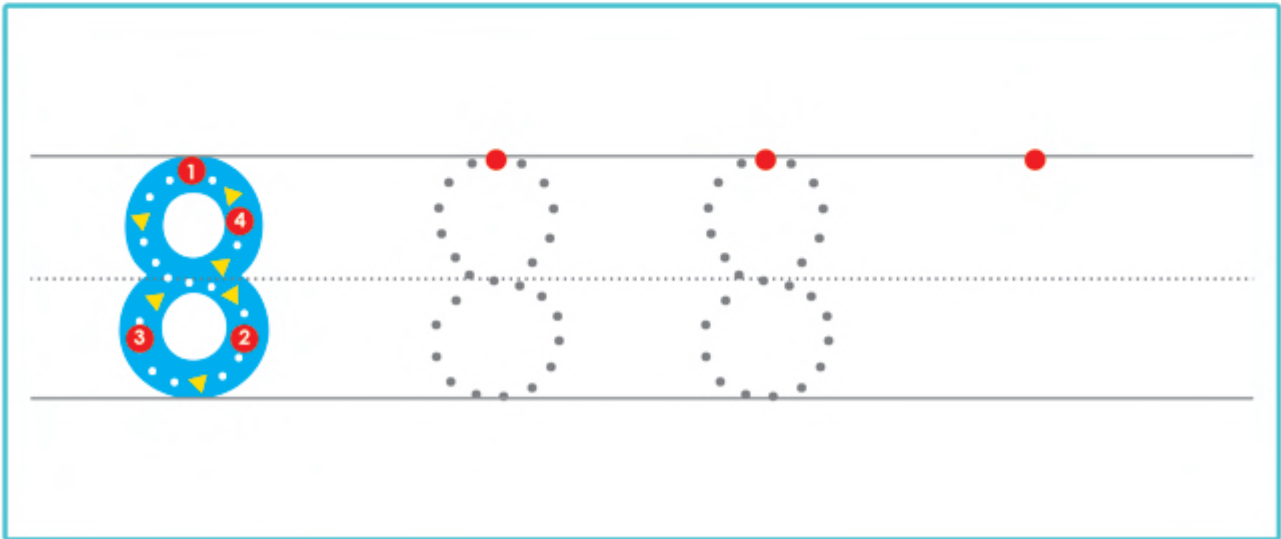





Name: ..... Date: .....

## Unit 12 Lesson 2

3 Trace, write and say.



4 Count, colour and say.



Name: .....

Date: .....

# Unit 12 Lesson 3

1 Listen and say.

# Rr



rabbit



ring



rainbow



robot

Name: .....

Date: .....

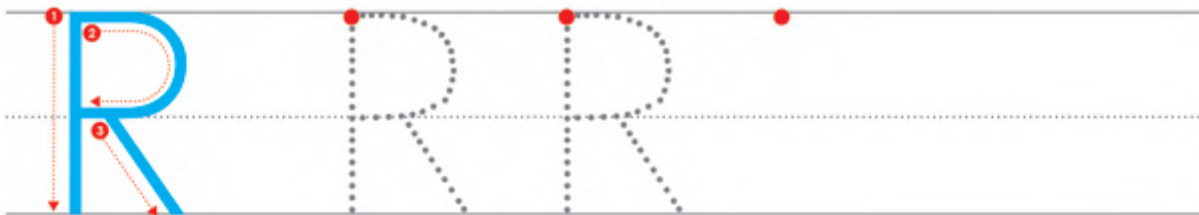
## Unit 12 Lesson 3

2 Circle and say the Rr words.

Reem can see a rabbit.



3 Trace, write and say.





Name: .....

Date: .....

## Unit 12 Lesson 4

1 Colour and say: **It is ...**



Name: .....

Date: .....

# Unit 12 Lesson 4

2 Count, match and say.

5



6



7



8



## Assessment Page for KG 2 Module 3

Name: ..... Class: .....

Teacher: ..... Date: .....

Unit 9 Land Transport		Exceeds Expectations	Meets Expectations	Developing	Emerging	Comments
1	Listen attentively as the unit story is read aloud.					
2	Respond to simple comprehension questions.					
3	Identify the unit vocabulary.					
4	Use the structure "The ... is fast/slow." correctly.					
5	Demonstrate an understanding of number 6 by counting and tracing.					
6	Identify the letter "Ee" by name, sound and pictures.					
Unit 10 Water Transport						
7	Listen attentively as the unit story is read aloud.					
8	Respond to simple comprehension questions.					
9	Identify the unit vocabulary.					
10	Use the structure "The ... is white/black." correctly.					
11	Consolidate numbers 1 - 6 in terms of counting and circling.					
12	Identify the letter "Ss" by name, sound and pictures.					
Unit 11 Air Transport						
13	Listen attentively as the unit story is read aloud.					
14	Respond to simple comprehension questions.					
15	Identify the unit vocabulary.					
16	Use the structure "This / That is ..." correctly.					
17	Demonstrate an understanding of number 7 by counting and tracing.					
18	Identify the letter "Vv" by name, sound and pictures.					
Unit 12 Road Safety						
19	Listen attentively as the unit story is read aloud.					
20	Respond to simple comprehension questions.					
21	Identify the unit vocabulary.					
22	Use the structure "It is ..." correctly.					
23	Demonstrate an understanding of number 8 by counting and tracing.					
24	Identify the letter "Rr" by name, sound and pictures.					
Social Communication						
25	Interact with peers.					
26	Interact with adults.					
27	Participate in group activities.					
28	Express feelings.					
29	Take turns.					
30	Ask for help.					