

MY FUN SKILLS



KG1

Module 1

Me & My KG



Second Edition
2021-2022



حضرة صاحب السمو الشيخ تميم بن حمد آل ثاني
أمير دولة قطر

النشيد الوطني

قَسَمًا بِمَنْ رَفَعَ السَّمَاءَ قَسَمًا بِمَنْ نَشَرَ الضِّيَاءَ
قَطَرٌ سَتَبْقَى حُرَّةً تَسْمُو بِرُوحِ الْأَوْفِيَاءِ
سِيرُوا عَلَى نَهْجِ الْأَلَى وَعَلَى ضِيَاءِ الْأَنْبِيَاءِ
قَطَرٌ بِقَلْبِي سِيرَةٌ عِزٌّ وَأَمْجَادُ الْإِبَاءِ
قَطَرُ الرِّجَالِ الْأَوَّلِينَ حُمَاتُنَا يَوْمَ النِّدَاءِ
وَحُمَائِمُ يَوْمَ السَّلَامِ جَوَائِحُ يَوْمِ الْفِدَاءِ



Index



1 Unit One: Welcome

○ Lesson 1: Story.....	6
○ Lesson 2: Vocabulary.....	8
○ Lesson 3: Pre-writing skills.....	10
○ Lesson 4: Revision	12

2 Unit Two: My KG

○ Lesson 1: Story.....	15
○ Lesson 2: Vocabulary.....	17
○ Lesson 3: Pre-writing skills.....	19
○ Lesson 4: Revision	20

3 Unit Three: My Classroom

○ Lesson 1: Story.....	22
○ Lesson 2: Vocabulary.....	24
○ Lesson 3: Pre-writing skills.....	26
○ Lesson 4: Revision	28

4 Unit Four: My Health

○ Lesson 1: Story.....	30
○ Lesson 2: Vocabulary.....	32
○ Lesson 3: Phonics.....	34
○ Lesson 4: Revision	36

1 Unit One

Welcome

Bader



Reem



Name: Date:

Unit 1 Lesson 1

1 Listen to the story.

Hello



Hello, I am Reem.



I am happy.



Hello, I am Fatma.
I am sad.




Are you happy, Fatma?
Yes, I am.

Name: Date:

Unit 1 Lesson 1

2 Match and say.



Name:

Date:

Unit 1 Lesson 2

1 Colour and say: Hello / Goodbye



Unit 1 Lesson 2

2 Listen and say: I am happy/sad.



3 Circle and say: I am happy/sad.




Name:

Date:

Unit 1 Lesson 3

1 Use crayons to trace the lines.



Name: Date:

Unit 1 Lesson 3

2 Trace and say.



Name: Date:

Unit 1 Lesson 4

1 Use the play dough to make the faces.



Hello,
I am Reem.



Hello,
I am Bader.



Name: Date:

Unit 1 Lesson 4

2 Use crayons to follow the lines.



2 Unit Two

My KG



Name: Date:

Unit 2 Lesson 1

1 Listen to the story.

My KG



Hello, I am Bader.
This is my KG.



This is the door.
This is my classroom.



This is my teacher.



Hello, Bader. How are you?
I am fine, thank you.

Name: Date:

Unit 2 Lesson 1

2 Match and say.



Name:

Date:

Unit 2 Lesson 2

1 Listen and say.



Hello.
How are you?

I am fine,
thank you.

Name: Date:

Unit 2 Lesson 2

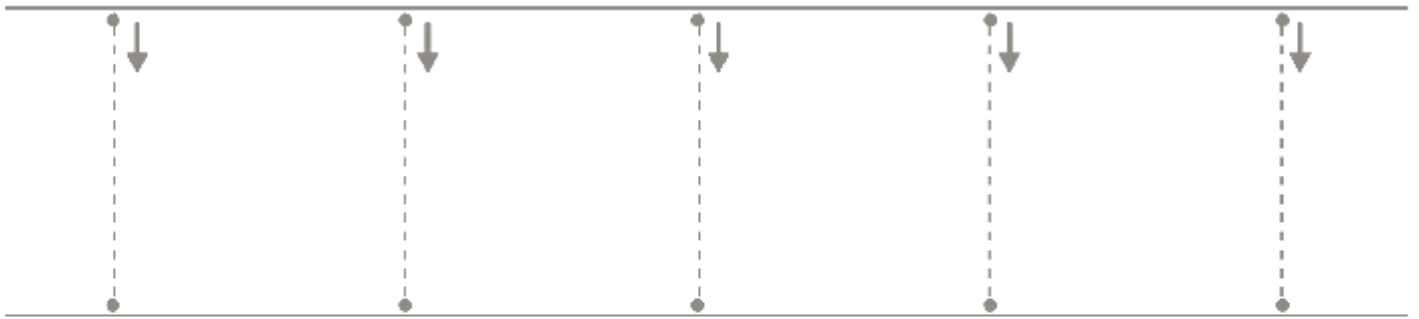
2 Cut, glue and say.



Name: Date:

Unit 2 Lesson 3

1 Use the play dough to follow the lines.



Name:

Date:

Unit 2 Lesson 4

1 Colour and say.



3 Unit Three

My Classroom



Name:

Date:

Unit 3 Lesson 1

1 Listen to the story.

My Classroom



What is this?



It is a pencil.



It is a chair.



It is a book.

Name:

Date:

Unit 3 Lesson 1

2 Match and say.



Name:

Date:

Unit 3 Lesson 2

1 Listen and say.



Name: Date:

Unit 3 Lesson 2

2 Colour and say.



Name: Date:

Unit 3 Lesson 3

1 Use the play dough to follow the lines.




Name:

Date:

Unit 3 Lesson 3


2 Trace and say.




Name: Date:

Unit 3 Lesson 4

1 Trace and say.



2 Cut and glue next to the chair. Then say.



4 Unit Four

My Health



Name:

Date:

Unit 4 Lesson 1

1 Listen to the story.

I Like ...



What do you like?



I like bananas.



I like milk.



I like apples.

Name:

Date:

Unit 4 Lesson 1

2 Match and say.



Name: Date:

Unit 4 Lesson 2

1 Listen and say: **I like ...**

What do you like?

I like apples.

I like bananas.



Name:

Date:

Unit 4 Lesson 2

2 Cut, glue and say.



Name:

Date:

Unit 4 Lesson 3

1 Listen and say.

Aa



apples



ant

Name: Date:

Unit 4 Lesson 3

2 Trace and say.



3 Trace, write and say.



Name:

Date:

Unit 4 Lesson 4

1 Cut, glue and say: I like ...



Name:

Date:

Unit 4 Lesson 4

2 Match and say.



Name: Date:

Unit 4 Lesson 4

3 Colour and say.



F	L	m	A	a
M	a	A	i	F
a	M	L	F	A
L	A	a	i	F

Assessment Page for KG 1 Module 1

Name: Class:

Teacher: Date:

Unit 1 Welcome		Exceeds Expectations	Meets Expectations	Developing	Emerging	Comments
1	Listen attentively as the unit story is read aloud.					
2	Respond to simple comprehension questions.					
3	Identify the unit vocabulary.					
4	Use the structure "Hello, I am ..." correctly.					
5	Practice pre-writing skills using different materials.					
Unit 2 My KG						
6	Listen attentively as the unit story is read aloud.					
7	Respond to simple comprehension questions.					
8	Identify the unit vocabulary.					
9	Respond to "How are you?" using the structure "I am fine, thank you." correctly.					
10	Practice pre-writing skills using different materials.					
Unit 3 My Classroom						
11	Listen attentively as the unit story is read aloud.					
12	Respond to simple comprehension questions.					
13	Identify the unit vocabulary.					
14	Respond to "What is this?" using the structure "It is a ..." correctly.					
15	Practice pre-writing skills using different materials.					
Unit 4 My Health						
16	Listen attentively as the unit story is read aloud.					
17	Respond to simple comprehension questions.					
18	Identify the unit vocabulary.					
19	Respond to "What do you like?" using the structure "I like ..." correctly.					
20	Identify the letter "Aa" by name, sound and pictures.					
Social Communication						
21	Interact with peers.					
22	Interact with adults.					
23	Participate in group activities.					
24	Express feelings.					
25	Take turns.					
26	Ask for help.					