

# MY FUN SKILLS



KG1

Module 6

Plants



Second Edition  
2020/2021

All rights reserved by the Ministry of Education and Higher Education of the State of Qatar



حضرة صاحب السمو الشيخ تميم بن حمد آل ثاني  
أمير دولة قطر

## النشيد الوطني

قَسَمًا بِمَنْ رَفَعَ السَّمَاءَ	قَسَمًا بِمَنْ نَشَرَ الضِّيَاءَ
قَطَرٌ سَتَبْقَى حُرَّةً	تَسْمُو بِرُوحِ الْأَوْفِيَاءِ
سِيرُوا عَلَى نَهْجِ الْأَلَى	وَعَلَى ضِيَاءِ الْأَنْبِيَاءِ
قَطَرٌ بِقَلْبِي سِيرَةٌ	عِزٌّ وَأَمْجَادُ الْإِبَاءِ
قَطَرُ الرِّجَالِ الْأَوَّلِينَ	حُمَاتُنَا يَوْمَ النِّدَاءِ
وَحُمَائِمُ يَوْمِ السَّلَامِ	جَوَائِحُ يَوْمِ الْفِدَاءِ



# Index



## 5 Unit Five: Plants

○ Lesson 1: Story.....	6
○ Lesson 2: Vocabulary.....	8
○ Lesson 3: Phonics.....	11
○ Lesson 4: Revision .....	13

## 6 Unit Six: Plants Are Important

○ Lesson 1: Story.....	17
○ Lesson 2: Vocabulary.....	19
○ Lesson 3: Phonics.....	21
○ Lesson 4: Revision .....	23

## 7 Unit Seven: Plants Around Me

○ Lesson 1: Story.....	26
○ Lesson 2: Vocabulary.....	28
○ Lesson 3: Phonics.....	31
○ Lesson 4: Revision .....	33

## 8 Unit Eight: Plants and Food

○ Lesson 1: Story.....	36
○ Lesson 2: Vocabulary.....	38
○ Lesson 3: Phonics.....	41
○ Lesson 4: Revision .....	42



## 5 Unit Five

### Plants



Name: .....

Date: .....

# Unit 5 Lesson 1

1 Listen to the story.

## Let's Water the Plants



Boys, look at the sun.  
It is hot today.



This is a flower. It is red.  
Bader, this is a yellow flower.



This is a leaf.  
It is green.



Now, let's water the flowers.






Name: .....

Date: .....

# Unit 5 Lesson 1

## 2 Listen, number and say.



Name: ..... Date: .....

# Unit 5 Lesson 2

1 Trace and say: **This is a ...**



Name: .....

Date: .....

# Unit 5 Lesson 2

2 Listen and say.

7

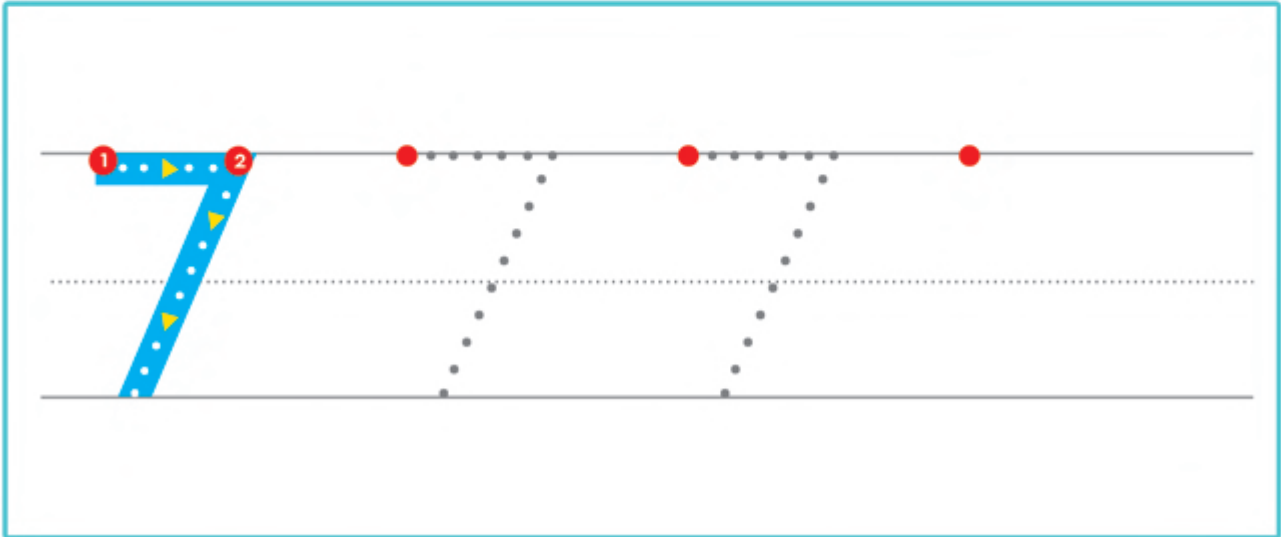




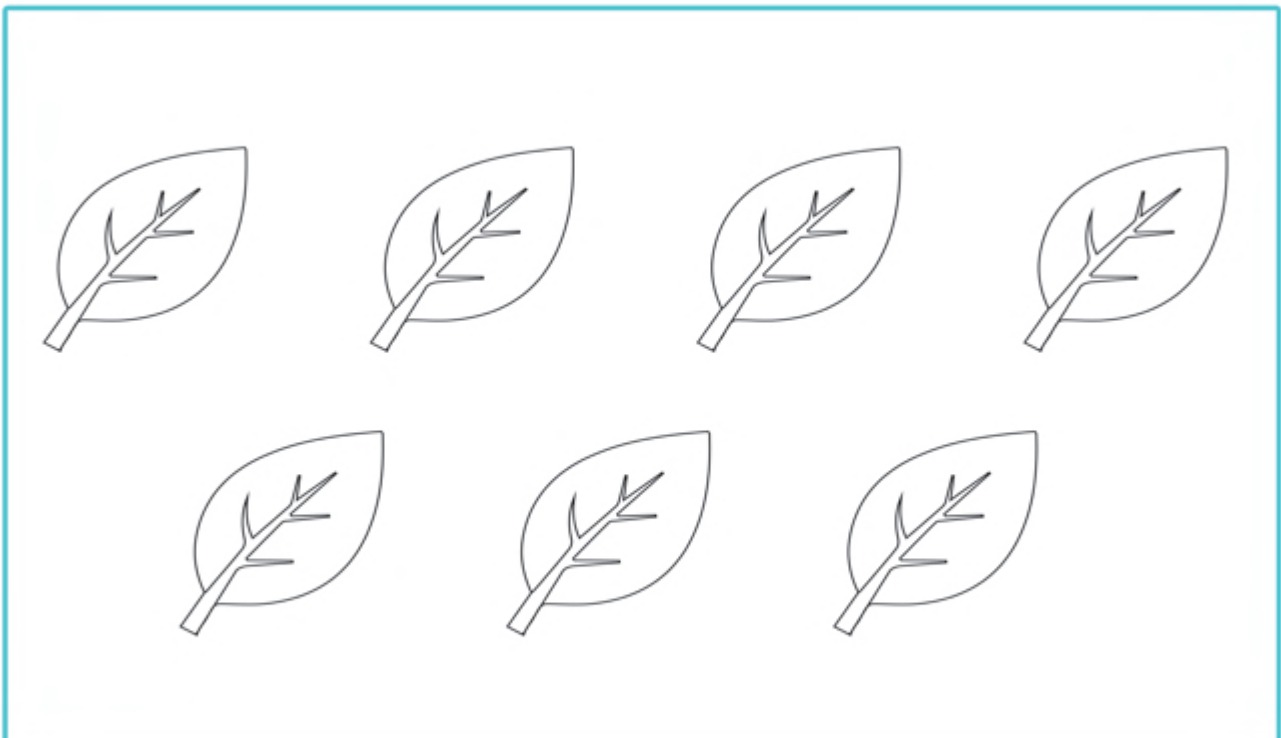
Name: ..... Date: .....

## Unit 5 Lesson 2

3 Trace, write and say.



4 Count, colour and say.



Name: .....

Date: .....

# Unit 5 Lesson 3

1 Listen and say.



orange



olive


Name: .....

Date: .....

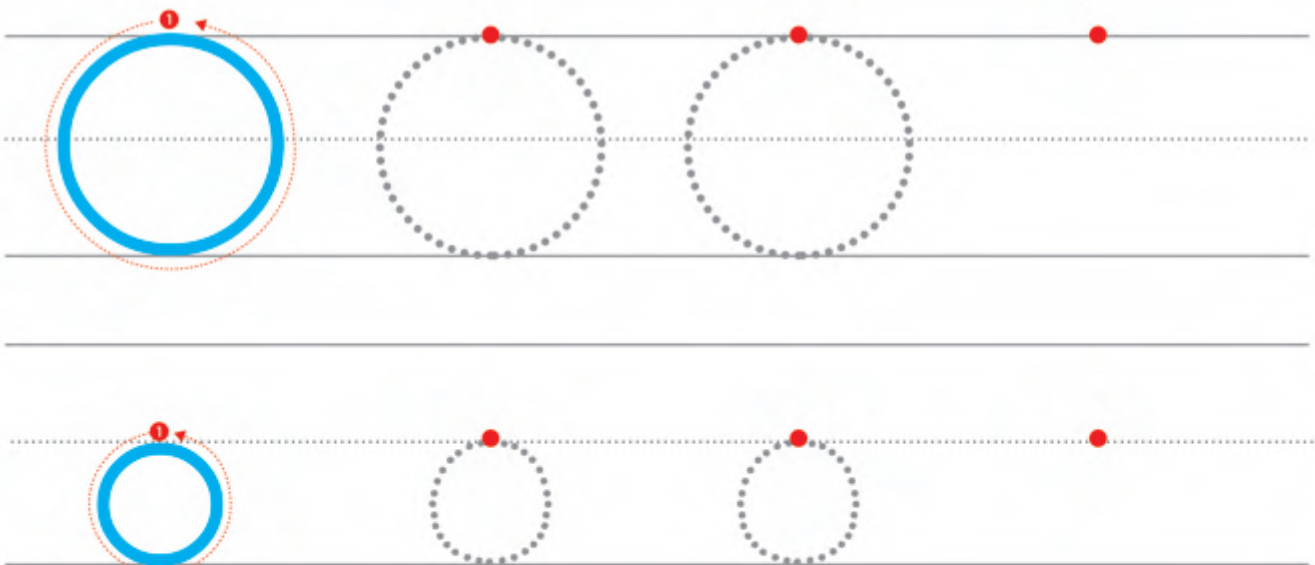
## Unit 5 Lesson 3

2 Trace, colour and say.

O is for orange.



3 Trace, write and say.







Name: ..... Date: .....

## Unit 5 Lesson 4





1 Cut, glue and say: **This is a ...**



Name: ..... Date: .....

# Unit 5 Lesson 4

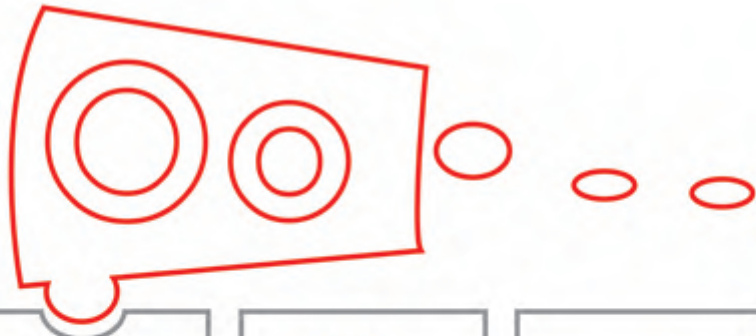
2 Count, trace and write.



Name: ..... Date: .....

## Unit 5 Lesson 4

### 3 Colour and say.



F	L	m	O	o
M	o	O	i	F
o	M	L	F	O
L	O	o	i	F



## 6 Unit Six

### Plants Are Important



Name: ..... Date: .....

# Unit 6 Lesson 1

1 Listen to the story.

## Breakfast Time!




Good morning, Bader.  
It is **breakfast** time!



For breakfast, I like to have a  
sandwich.



For breakfast, I like to have  
a banana.



Yummy! **Breakfast** is good for  
me.

Name: ..... Date: .....

# Unit 6 Lesson 1

## 2 Cut, glue and retell.

1



2



3



4





Name: ..... Date: .....

## Unit 6 Lesson 2

1 Match and say:  
For breakfast, I like to have ...



Name: .....

Date: .....


## Unit 6 Lesson 2

2 Count, match and say.


5



6



7



Name: .....

Date: .....

# Unit 6 Lesson 3

1 Listen and say.

# Kk



kite



kangaroo



Name: ..... Date: .....

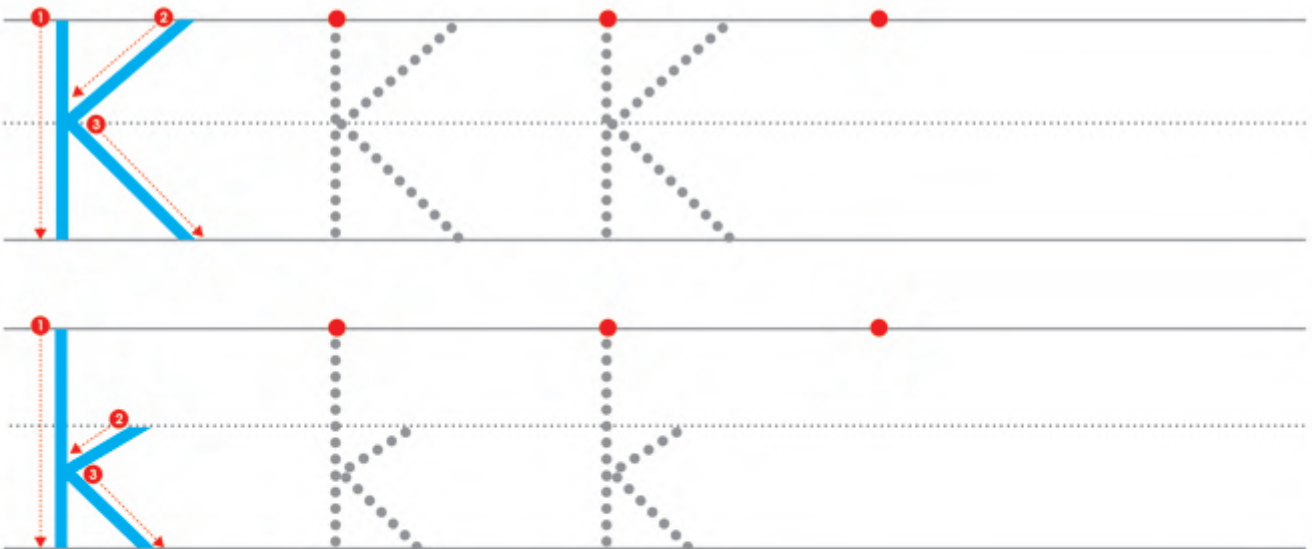
## Unit 6 Lesson 3

2 Trace, colour and say.

K is for kangaroo.



3 Trace, write and say.



Name: .....

Date: .....

## Unit 6 Lesson 4

1 Colour and say:

For breakfast, I like to have ...



Name: ..... Date: .....

# Unit 6 Lesson 4

2 Circle number 7 and say.





## 7 Unit Seven

### Plants Around Me



# Unit 7 Lesson 1

## 1 Listen to the story.

### Aspire Park



Let's go to Aspire Park.  
Mum, I am happy!



Dad, look at that tree.  
It is short.



Reem, look at this tree.  
It is tall.



Come on, Kids! Let's have  
our breakfast.

# Unit 7 Lesson 1

## 2 Cut, glue and retell.

1



2



3



4





Name: .....

Date: .....

## Unit 7 Lesson 2

1 Listen and say: **It is ...**



Name: .....

Date: .....

# Unit 7 Lesson 2

2 Listen and say.

8

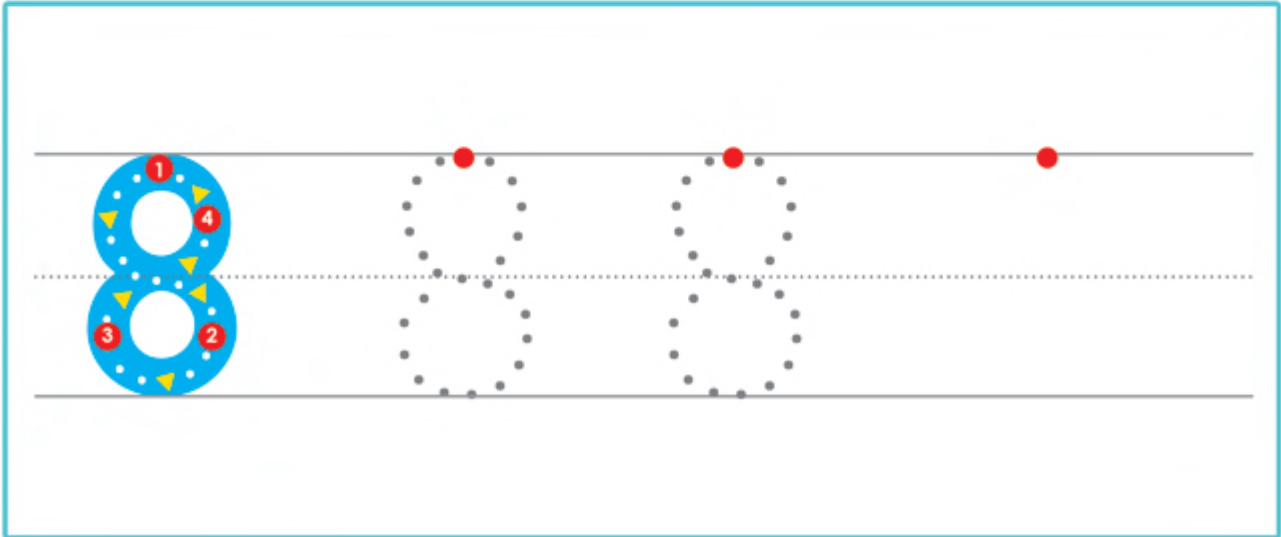


Name: .....

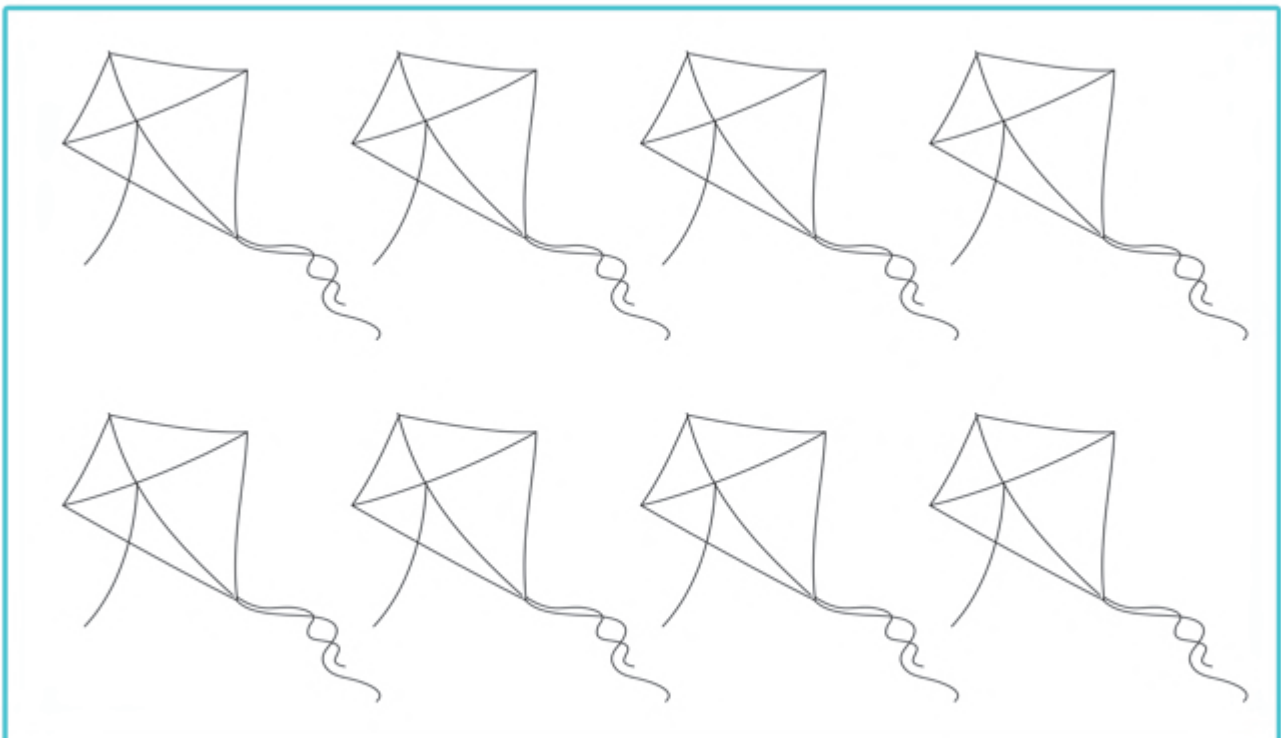
Date: .....

## Unit 7 Lesson 2

3 Trace, write and say.



4 Count, colour and say.





Name: .....

Date: .....

## Unit 7 Lesson 3

1 Listen and say.

Pp



pear



pizza

Name: .....

Date: .....

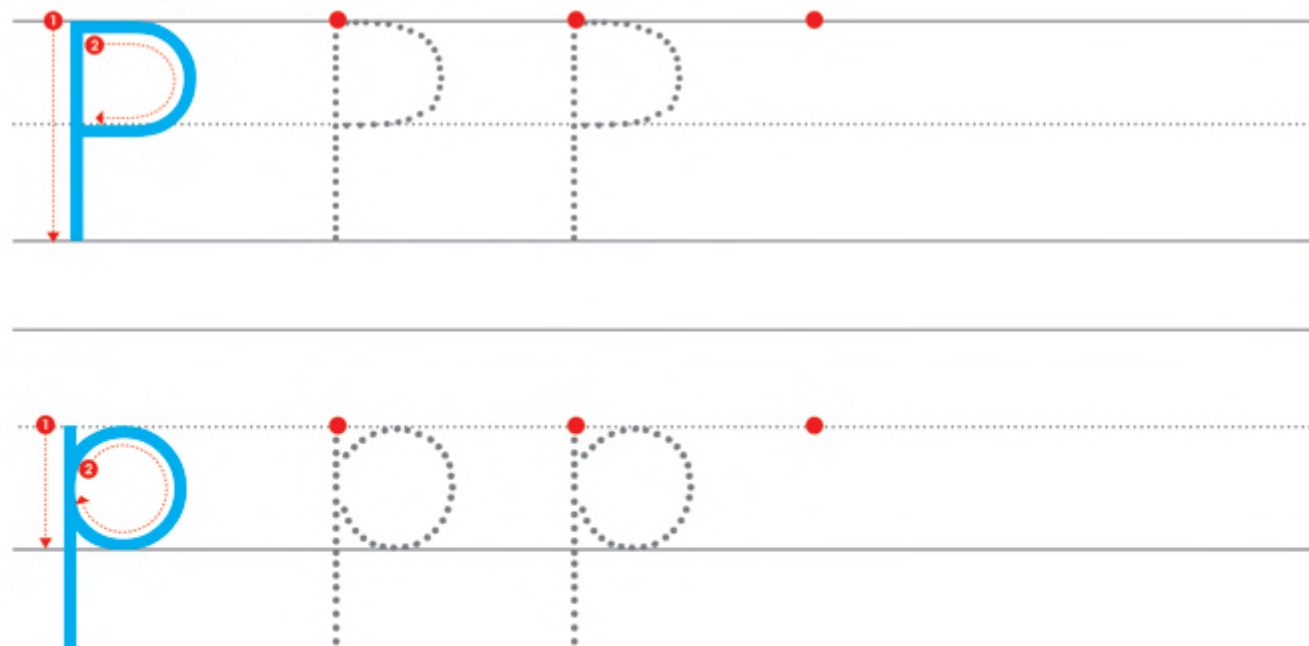
## Unit 7 Lesson 3

2 Trace, colour and say.

P is for pear.



3 Trace, write and say.



Name: .....

Date: .....

# Unit 7 Lesson 4

1 Colour and say: **It is ...**



Name: .....

Date: .....

# Unit 7 Lesson 4

## 2 Circle and say.



j	o	p	k
J	O	P	K



h	o	p	k
H	O	P	K



n	o	p	k
N	O	P	K



g	o	p	k
G	O	P	K



## 8 Unit Eight

### Plants and Food



# Unit 8 Lesson 1

## 1 Listen to the story.

### Kidzania



Let's go to Kidzania.  
We are happy!



Dad, he is a cook.  
Yes, he cooks carrots and  
rice.



Dad, she is a baker.  
Yes, she bakes bread and  
cakes.



Come on, Kids. Let's bake a  
pizza.



Name: .....

Date: .....


# Unit 8 Lesson 1

## 2 Cut, glue and say.


1



2



3



4



Name: .....

Date: .....

## Unit 8 Lesson 2

1 Listen and say: **He/She is a ...**






Name: .....

Date: .....

# Unit 8 Lesson 2

2 Listen and say.

9

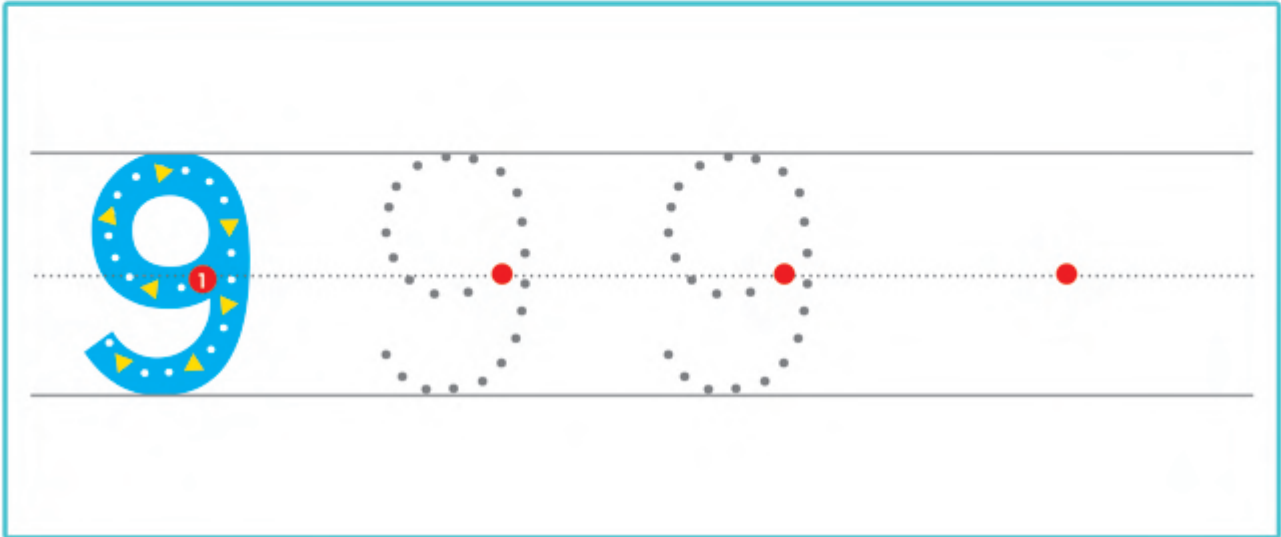


Name: .....

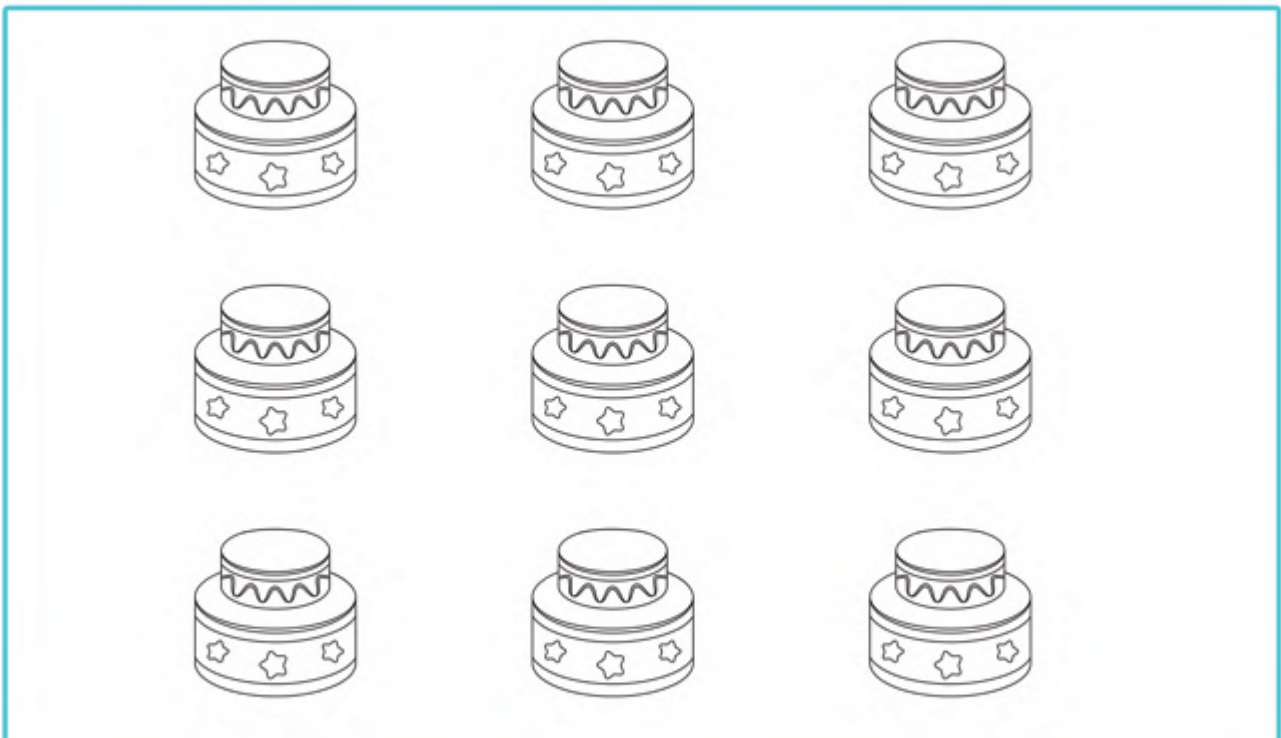
Date: .....

## Unit 8 Lesson 2

3 Trace, write and say.



4 Count, colour and say.



Name: .....

Date: .....

# Unit 8 Lesson 3

1 Match and say.



•

•



•

•



•

•



•

•



Name: .....

Date: .....

# Unit 8 Lesson 4

1 Colour and say: He/She is a ...






Name: .....

Date: .....

# Unit 8 Lesson 4

2 Count, trace and write.



## Assessment Page for KG 1 Module 6

Name: ..... Class: .....

Teacher: ..... Date: .....

<b>Unit 5 Plants</b>		Exceeds Expectations	Meets Expectations	Developing	Emerging	Comments
1	Listen attentively as the unit story is read aloud.					
2	Respond to simple comprehension questions.					
3	Identify the unit vocabulary.					
4	Use the structure "This is a flower/leaf." correctly.					
5	Demonstrate an understanding of number 7 by tracing and counting.					
6	Identify the letter "Oo" by name, sound and pictures.					
<b>Unit 6 Plants Are Important</b>						
7	Listen attentively as the unit story is read aloud.					
8	Respond to simple comprehension questions.					
9	Identify the unit vocabulary.					
10	Use the structure "For breakfast, I like to have ..." correctly.					
11	Consolidate numbers 5 - 7 by counting and matching.					
12	Identify the letter "Kk" by name, sound and pictures.					
<b>Unit 7 Plants Around Me</b>						
13	Listen attentively as the unit story is read aloud.					
14	Respond to simple comprehension questions.					
15	Identify the unit vocabulary.					
16	Use the structure "It is tall/short." correctly.					
17	Demonstrate an understanding of number 8 by tracing and counting.					
18	Identify the letter "Pp" by name, sound and pictures.					
<b>Unit 8 Plants and Food</b>						
19	Listen attentively as the unit story is read aloud.					
20	Respond to simple comprehension questions.					
21	Identify the unit vocabulary.					
22	Use the structure "He/She is a cook/baker." correctly.					
23	Demonstrate an understanding of number 9 by tracing and counting.					
24	Consolidate previously learnt alphabet letters.					
<b>Social Communication</b>						
25	Interact with peers.					
26	Interact with adults.					
27	Participate in group activities.					
28	Express feelings.					
29	Take turns.					
30	Ask for help.					