

# MY FUN SKILLS



KG1

Module 5

## Water



Second Edition  
2020/2021

All rights reserved by the Ministry of Education and Higher Education of the State of Qatar



حضرة صاحب السمو الشيخ تميم بن حمد آل ثاني  
أمير دولة قطر

## النشيد الوطني

قَسَمًا بِمَنْ رَفَعَ السَّمَاءَ	قَسَمًا بِمَنْ نَشَرَ الضِّيَاءَ
قَطَرٌ سَتَبْقَى حُرَّةً	تَسْمُو بِرُوحِ الْأَوْفِيَاءِ
سِيرُوا عَلَى نَهْجِ الْأَلَى	وَعَلَى ضِيَاءِ الْأَنْبِيَاءِ
قَطَرٌ بِقَلْبِي سِيرَةٌ	عِزٌّ وَأَمْجَادُ الْإِبَاءِ
قَطَرُ الرَّجَالِ الْأَوَّلِينَ	حُمَاتُنَا يَوْمَ النِّدَاءِ
وَحُمَائِمُ يَوْمِ السَّلَامِ	جَوَائِحُ يَوْمِ الْفِدَاءِ





# Index



## 1 Unit One: Water

○ Lesson 1: Story.....	6
○ Lesson 2: Vocabulary.....	8
○ Lesson 3: Phonics.....	10
○ Lesson 4: Revision .....	11

## 2 Unit Two: Water Resources

○ Lesson 1: Story.....	15
○ Lesson 2: Vocabulary.....	17
○ Lesson 3: Phonics.....	19
○ Lesson 4: Revision .....	21

## 3 Unit Three: Water Features

○ Lesson 1: Story.....	24
○ Lesson 2: Vocabulary.....	26
○ Lesson 3: Phonics .....	28
○ Lesson 4: Revision .....	30

## 4 Unit Four: Water Around Me

○ Lesson 1: Story.....	33
○ Lesson 2: Vocabulary.....	35
○ Lesson 3: Phonics.....	38
○ Lesson 4: Revision .....	40

# 1 Unit One

## Water



Name: ..... Date: .....

# Unit 1 Lesson 1

## 1 Listen to the story.

### Water



Good morning, Reem. You need to **wash up**.



I **wash** my hands, Mum.  
My hands are **clean**.



Dad, I **drink** water.  
Water is **important**, Reem.



Mum, I **swim** at school.  
Take your **swimsuit**, Bader.



Name: ..... Date: .....

# Unit 1 Lesson 1

2 Cut, glue and retell.

1



2



3



4



Name: ..... Date: .....

# Unit 1 Lesson 2

## 1 Listen and say: I ...



Name: ..... Date: .....

# Unit 1 Lesson 2

## 2 Count, trace and write.





Name: .....

Date: .....

# Unit 1 Lesson 3

1 Listen and say.

Bb



Dd



Ee



Name: ..... Date: .....

# Unit 1 Lesson 4

## 1 Match and say.



•

•



•

•



•

•



•

•



Name: .....

Date: .....

# Unit 1 Lesson 4

2 Count, match and say.

5



2



3





Name: .....

Date: .....

# Unit 1 Lesson 4

## 3 Match and say.



•



•



•



•



•



•



•



•

## 2 Unit Two

### Water Resources



Name: ..... Date: .....

## Unit 2 Lesson 1

1 Listen to the story.

### Bader's Trip



Dad, look!  
It is the sea. It is clean.



What is that, Dad?  
It is a river. It is long.



Good! It is raining.



Look! It is a well. I can get  
water now.



Name: .....

Date: .....

# Unit 2 Lesson 1

## 2 Colour and say.



Name: .....

Date: .....

## Unit 2 Lesson 2

1 Listen and say: **It is ...**



Name: .....

Date: .....

# Unit 2 Lesson 2

2 Count, circle and say.

3



5



2



4



1





Name: .....

Date: .....

## Unit 2 Lesson 3

1 Listen and say.

# Gg



girl



goat

Name: .....

Date: .....

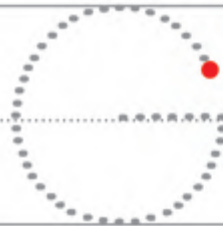
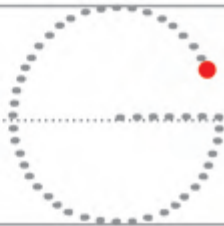
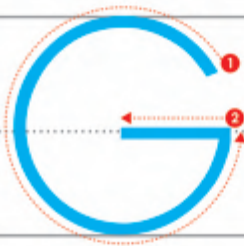
## Unit 2 Lesson 3

2 Trace, colour and say.

G is for goat.



3 Trace, write and say.



Name: ..... Date: .....

## Unit 2 Lesson 4

1 Match and say: **It is ...**



•



•



•



•



•



•



Name: .....

Date: .....

## Unit 2 Lesson 4

2 Match and say.



•



•



•



•

## 3 Unit Three

### Water Features



# Unit 3 Lesson 1

## 1 Listen to the story.

### At the Beach



Mum, what is this?  
Water **boils**, Reem.  
It is **very hot**.



Dad, I am **thirsty**.  
Drink some water, Reem.



Dad, what is this?  
It is **ice**. It is **very cold**.



Look, I have an **ice cube**.  
It is **very cold**.




Name: .....

Date: .....

# Unit 3 Lesson 1

## 2 Cut, glue and say.

1




2



3



4



Name: .....

Date: .....

## Unit 3 Lesson 2

1 Match and say: **It is very hot/cold.**



•



•



•



•



•



•



•



•

Name: .....

Date: .....

# Unit 3 Lesson 2

## 2 Count, trace and write.





Name: .....

Date: .....

# Unit 3 Lesson 3

1 Listen and say.

# Hh



house




horse

Name: ..... Date: .....

## Unit 3 Lesson 3

2 Trace, colour and say.

H is for horse.



3 Trace, write and say.



Name: .....

Date: .....

## Unit 3 Lesson 4

1 Colour and say: **It is very hot/cold.**






Name: ..... Date: .....

# Unit 3 Lesson 4

2 Cut, glue and say.

Hh



H

h

h

H

h

H

## 4 Unit Four

### Water Around Me





Name: .....

Date: .....

# Unit 4 Lesson 1

1 Listen to the story.

## A Boat Trip



Bader, let's go on a boat trip!



Look! He is a fisherman.  
He likes to fish.



He is a diver.  
He likes to dive.



I like the beach. It is clean.  
Let's swim, Dad.







Name: .....

Date: .....

# Unit 4 Lesson 1

## 2 Listen, number and say.

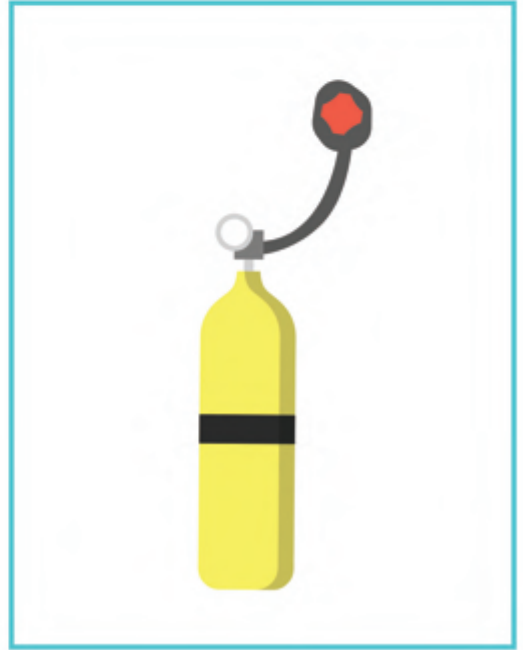


Name: .....

Date: .....

## Unit 4 Lesson 2

1 Match and say: **He is a ...**



Name: ..... Date: .....

## Unit 4 Lesson 2

2 Listen and say.

6



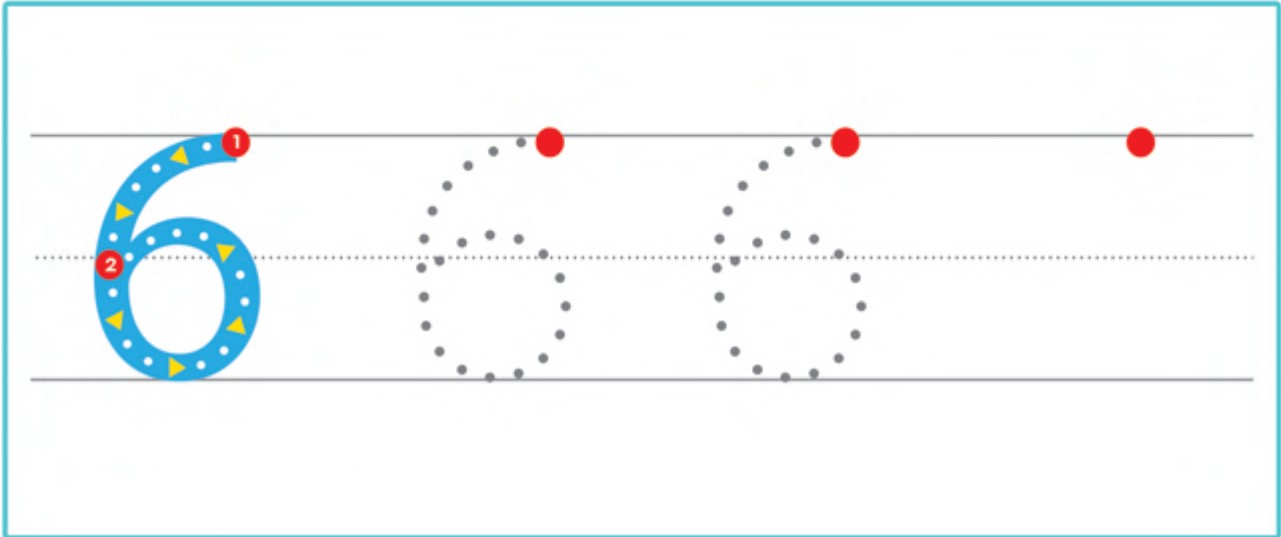


Name: .....

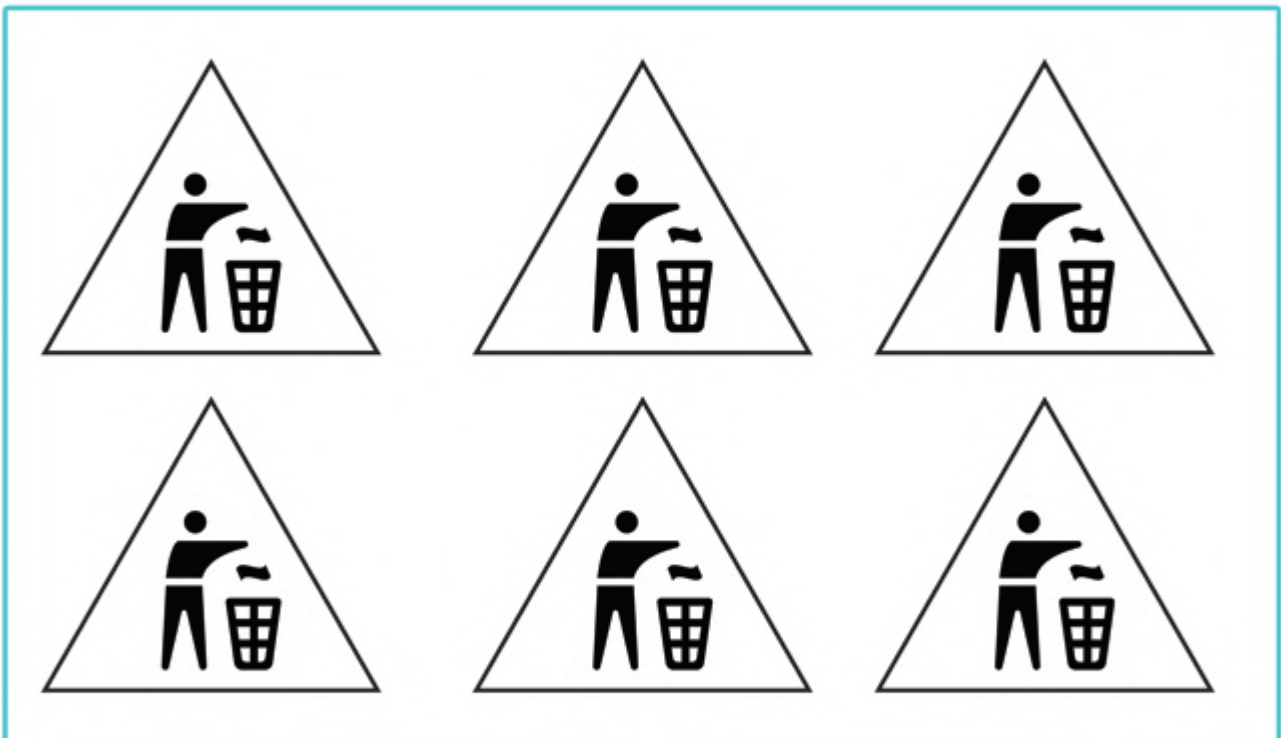
Date: .....

## Unit 4 Lesson 2

3 Trace, write and say.



4 Count, colour and say.



Name: .....

Date: .....

## Unit 4 Lesson 3

1 Listen and say.

J j



juice



jam

Name: .....

Date: .....

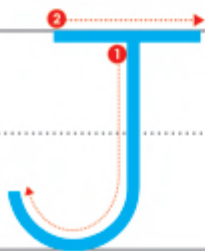
## Unit 4 Lesson 3

2 Trace, colour and say.

J is for jam.



3 Trace, write and say.





Name: .....

Date: .....

# Unit 4 Lesson 4

1 Trace, match and say: **It is a ...**



•

•



•

•



•

•



What shape is it?



Name: ..... Date: .....

## Unit 4 Lesson 4

2 Cut, glue and say.

Jj



Hh



Gg



## Assessment Page for KG 1 Module 5

Name: ..... Class: .....

Teacher: ..... Date: .....

Unit 1 Water		Exceeds Expectations	Meets Expectations	Developing	Emerging	Comments
1	Listen attentively as the unit story is read aloud.					
2	Respond to simple comprehension questions.					
3	Identify the unit vocabulary.					
4	Use the structure "I wash/drink/swim." correctly.					
5	Consolidate numbers 0 - 5 by tracing and counting.					
6	Consolidate previously learnt alphabet letters.					
Unit 2 Water Resources						
7	Listen attentively as the unit story is read aloud.					
8	Respond to simple comprehension questions.					
9	Identify the unit vocabulary.					
10	Use the structure "It is ..." correctly.					
11	Consolidate numbers 1 - 5 by counting and matching.					
12	Identify the letter "Gg" by name, sound and pictures.					
Unit 3 Water Features						
13	Listen attentively as the unit story is read aloud.					
14	Respond to simple comprehension questions.					
15	Identify the unit vocabulary.					
16	Use the structure "It is very hot/cold." correctly.					
17	Consolidate numbers 1 - 5 by tracing and counting.					
18	Identify the letter "Hh" by name, sound and pictures.					
Unit 4 Water Around Me						
19	Listen attentively as the unit story is read aloud.					
20	Respond to simple comprehension questions.					
21	Identify the unit vocabulary.					
22	Use the structure "He is a fisherman/diver." correctly.					
23	Demonstrate an understanding of number 6 by tracing and counting.					
24	Identify the letter "Jj" by name, sound and pictures.					
25	Identify the shapes of circle, square and triangle by name and pictures.					
Social Communication						
26	Interact with peers.					
27	Interact with adults.					
28	Participate in group activities.					
29	Express feelings.					
30	Take turns.					
31	Ask for help.					