

BBC

# MUZZY

ENGLISH



Exercise Book

# Exercises: Part 1

## Instructions

1. Fill in the blanks with the greetings used by the characters in scene 1.
2. Fill in the blanks.
3. Put the letters in the right order.
4. Find the numbers from 1 to 10.
5. Fill in the blanks with the correct form of the verb.
6. Fill in the missing words.
7. Find the picture described. Then write the letter next to the description.
8. Write the answers to the questions.

1

How do you do? I'm the King of Gondoland.

1. I'm Muzzy. Big Muzzy.

2. I'm Princess Sylvia.



3. I'm Corvax.

4. I'm Bob. I'm the gardener.

5. I'm the Queen.



2





G \_ \_ d m \_ \_ \_ !

\_ \_ \_ d af \_ \_ \_ !

\_ \_ \_ d e \_ \_ \_ g !

G \_ \_ \_  
n \_ \_ \_ !



3

vecrel  
c l e v e r

2. gib

3. llsam

4. raevb


5. letuiabuf ▶




◀ 1. torgsn



4



5



I am Muzzy. Big Muzzy.

1. She \_\_\_\_\_ beautiful.

2. I \_\_\_\_\_ the King of Gondoland.

3. I \_\_\_\_\_ the Queen.

4. I \_\_\_\_\_ clever.

5. He \_\_\_\_\_ strong.

6. I \_\_\_\_\_ the gardener.

7. You \_\_\_\_\_ brave.



6



Can I have a peach, please?



1. Can I have a \_\_\_\_\_, please?



4. Can I have a \_\_\_\_\_, please?



2. Can I have some \_\_\_\_\_, please?

5. Can I have an \_\_\_\_\_, please?




3. Can I have a \_\_\_\_\_, please?



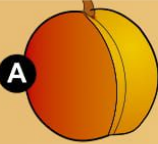
6. Can I have a \_\_\_\_\_, please?



7



C



A

a small flower

C

1. a big bag

2. a small peach

3. a big hamburger

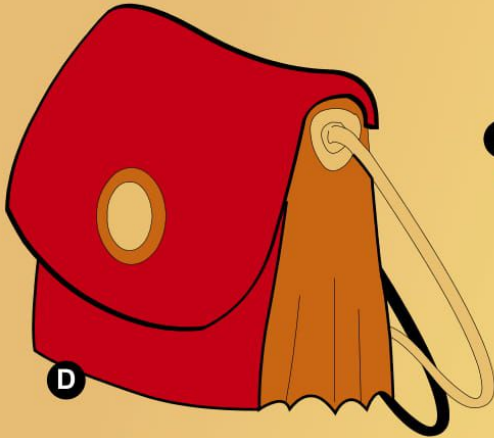
4. a small tree

5. a big flower

6. a big peach

7. a small hamburger

8. a small plum




D




F




G



B



H



I




E



How many plums are there?

There are six.



1. How many hamburgers are there?



2. How many peaches are there?



3. How many flowers are there?



4. How many trees are there?



5. How many motorbikes are there?



6. How many roses are there?



## Answers

1. Hi!  
2. Hello!  
3. How do you do?  
4. Hello!  
5. How do you do?

2. Good morning  
Good afternoon  
Good evening  
Good night

3. 1. strong 4. brave  
2. big 5. beautiful  
3. small

4. o x t w o p u j e s  
s n c h e f o u r g  
t i d n e m f r u m  
d n k e y s p j t e  
k e a b a e i g h t  
w i p s h v a n r o  
n u f i v e s u e w  
t b r x c n k t e d  
e x d n a n e c g n  
n p o n e m b i l s

5. 1. is 5. is  
2. am 6. am  
3. am 7. are  
4. am

6. 1. hamburger 4. salad  
2. grapes 5. ice-cream  
3. plum 6. rose

7. 1. D 5. I  
2. F 6. A  
3. B 7. E  
4. H 8. G

8. 1. There are two.  
2. There are four.  
3. There are five.  
4. There are three.  
5. There are seven.  
6. There are eight.

# Exercises: Part 2

## Instructions

1. Put the letters in the right order to spell the numbers.
2. Mark the name of the object you can see in each picture.
3. Put a ✓ next to the sentences which are right and a ✗ next to the ones which are wrong.
4. Write the letter for each country on the correct picture.
5. Write what Muzzy and his friends should say to the guard.
6. Fill in the missing letters in the words then write them under the correct picture.
7. Each sentence describes a picture. Try to make pairs.
8. Match the questions and the answers.

1



1. levnee  
eleven



6. nesitex



2. lewvet



7. veseetenn



3. netherit

8. hegeetin



4. neefrout

9. eteinnen



5. netifef

10. yentwt





2



- It's
- ☐ a plum
  - ☐ a computer
  - ☒ a parking meter

1. It's


- ☐ a clock
- ☐ a spaceship
- ☐ a bicycle



2. It's



- ☐ a grape
- ☐ a plum
- ☐ a peach



What's this? / What's that?

3. It's

- ☐ a bicycle
- ☐ a motorbike
- ☐ a spaceship



5. It's

- ☐ a bag
- ☐ a hamburger
- ☐ a salad

4. It's

- ☐ a monster
- ☐ a map
- ☐ a cat

6. It's

- ☐ a plum
- ☐ a motorbike\*
- ☐ a bicycle



\*a motorcycle

3

☒ I like hamburgers

- ☐ 1. I like clocks
- ☐ 2. I like plums
- ☐ 3. I don't like peaches
- ☐ 4. I like grapes

- ☐ 5. I like grapes
- ☐ 6. I don't like plums
- ☐ 7. I like peaches
- ☐ 8. I like clocks

- ☐ 9. I like hamburgers
- ☐ 10. I like roses
- ☐ 11. I like Corvax
- ☐ 12. I don't like plums

- ☐ 13. I like motorbikes
- ☐ 14. I don't like Sylvia



4

1.

2.

3.

4.

5.

6.

7.

A. Japan      B. Greece      C. Spain  
D. Germany      E. France      F. Italy      G. Britain

5

1. \_\_\_\_\_ Princess \_\_\_\_\_  
2. \_\_\_\_\_ the \_\_\_\_\_  
3. \_\_\_\_\_  
4. \_\_\_\_\_  
5. \_\_\_\_\_  
6. \_\_\_\_\_

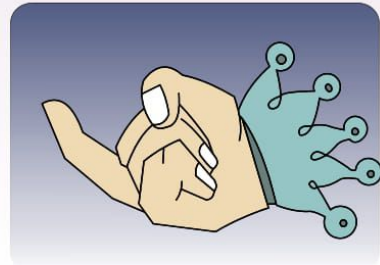

Who are you?

I'm Norman

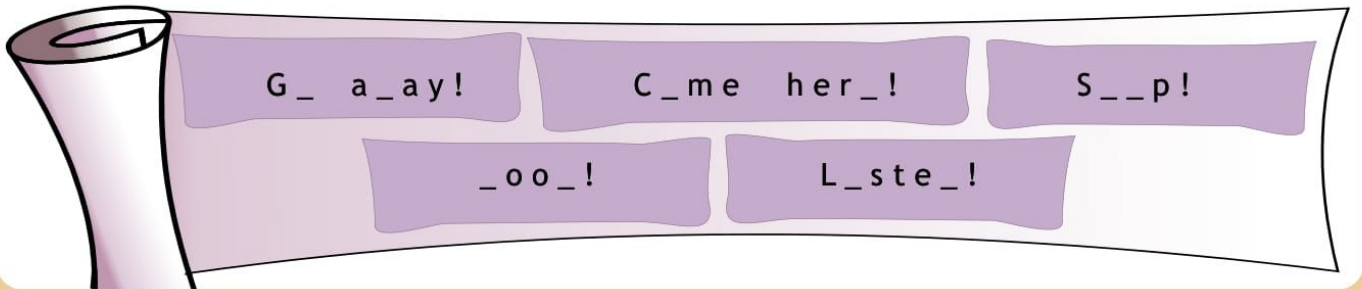
6



1. \_\_\_\_\_ 2. \_\_\_\_\_ 3. \_\_\_\_\_



4. \_\_\_\_\_ 5. \_\_\_\_\_



7



Hello! I'm Muzzy

B

1. I love Bob

2. Take him away

3. I'm hungry!

4. Look!

5. I like clocks

6. It's a cat

7. Number nineteen

8. Listen!



8

1. What's your name?

2. Where do you come from?

3. What's your job?

4. What's this?

5. How many trees are there?

6. Can I have a salad, please?

A. Ten

B. I'm a gardener

C. Yes. Here you are.

D. Muzzy.

E. France.

F. It's a spaceship.

1.


2.

3.

4.

5.

6.



## Answers

1

eleven  
twelve  
thirteen  
fourteen  
fifteen

sixteen  
seventeen  
eighteen  
nineteen  
twenty

5

1. I'm Princess Sylvia.  
2. I'm the King.  
3. I'm Muzzy.  
4. I'm Bob.  
5. I'm the Queen.  
6. I'm Corvax.

2

1. a clock  
2. a plum  
3. a spaceship

4. a cat  
5. a bag  
6. a motorbike

6

1. Listen !  
2. Go away !  
3. Stop !

4. Look !  
5. Come here !

3

1. ✓  
2. X  
3. ✓  
4. X  
5. ✓

6. X  
7. ✓  
8. X  
9. ✓  
10. ✓

11. X  
12. X  
13. ✓  
14. X

7

1. A  
2. D  
3. E  
4. C

5. H  
6. I  
7. G  
8. F

4

1. D  
2. E  
3. A  
4. B

5. G  
6. F  
7. C

8

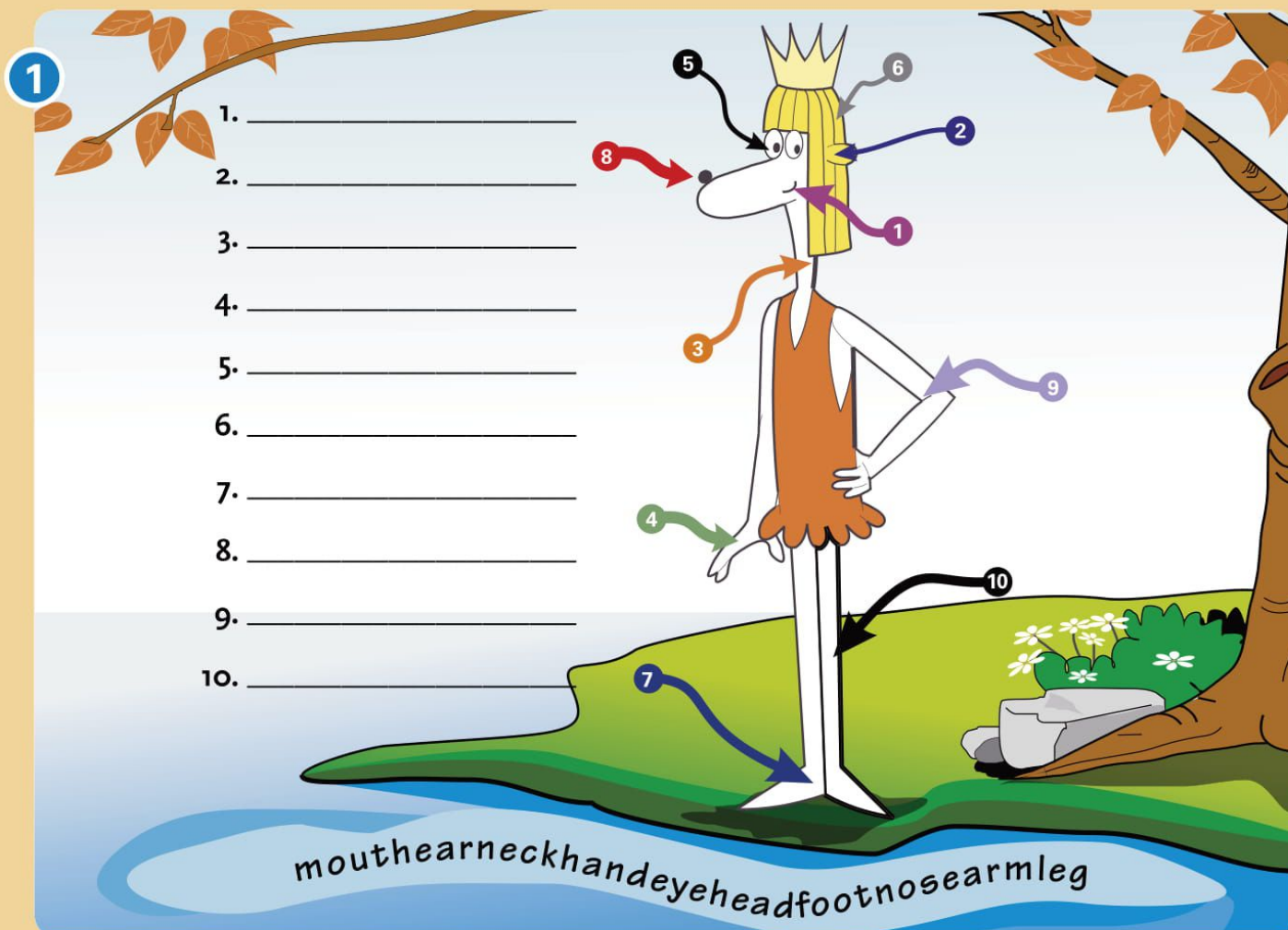
1. D  
2. E  
3. B

4. F  
5. A  
6. C

## Exercises: Part 3

### Instructions

1. Find the names of the parts of the body and then write them on the picture.
2. Write what the characters would say in each situation.
3. What should Norman's wife answer?
4. Fill in the blanks to answer the questions for each picture.
5. Use one word from each group to write what Sylvia can do.
6. Each number represents a colour. Colour the dresses according to the indications.
7. Complete the sentences with the correct form of the verb.
8. Find the picture which corresponds to each sentence.






2



I'm hot

1. \_\_\_\_\_




2. \_\_\_\_\_

3. \_\_\_\_\_



4. \_\_\_\_\_



5. \_\_\_\_\_



3



1. I'm hot

1. \_\_\_\_\_

4. I'm wet

4. \_\_\_\_\_

2. I'm tired

2. \_\_\_\_\_

5. I'm thirsty

5. \_\_\_\_\_

3. I'm hungry

3. \_\_\_\_\_

6. I'm cold

6. \_\_\_\_\_



A. Have a hamburger



B. Have a drink



C. Have a sweater




D. Have a shower



E. Have a towel



F. Have a rest



4

1. Where are you?



I'm \_\_\_\_\_ the box

2. Where are you?

I'm \_\_\_\_\_  
the box



3. Where are you?



I'm \_\_\_\_\_ the box

4. Where are you?



I'm \_\_\_\_\_  
the box

5. Where are you?



I'm \_\_\_\_\_ the box

6. Where are you?



I'm \_\_\_\_\_ the boxes



in under on

between in front of

behind

5

1. \_\_\_\_\_

I


2. \_\_\_\_\_

can

see jump walk talk  
swim run hear



3. \_\_\_\_\_



5. \_\_\_\_\_



4. \_\_\_\_\_

7. \_\_\_\_\_




6. \_\_\_\_\_





6



1. yellow 2. blue 3. brown 4. black  
5. white 6. red 7. green

7




1. We \_\_\_\_\_ Bob and Muzzy.  
We \_\_\_\_\_ friends.

2. You \_\_\_\_\_ free and I \_\_\_\_\_ free.

3. Where \_\_\_\_\_ you?  
I \_\_\_\_\_ here. In the tree.

4. Where \_\_\_\_\_ the box?  
It \_\_\_\_\_ over there!

5. Who \_\_\_\_\_ you?  
I \_\_\_\_\_ Sylvia.



8



1. I've got a yellow dress.

1.

2. We're friends.

2.

3. I'm in the tree.

3.

4. I can run.

4.

5. The palace is over there.

5.

6. I'm wet.

6.

7. Have a hamburger.

7.

8. It's cold.

8.

## Answers

1

1. mouth
2. ear
3. neck
4. hand
5. eye

6. head
7. foot
8. nose
9. arm
10. leg

2

1. I'm hungry
2. I'm tired
3. I'm wet

4. I'm thirsty
5. I'm cold

3

1. D
2. F
3. A

4. E
5. B
6. C

4

1. under
2. behind
3. in front of


4. in
5. on
6. between

5

1. I can walk
2. I can see
3. I can run
4. I can hear

5. I can jump
6. I can swim
7. I can talk

6



7

1. are / are
2. are / am
3. are / am
4. is / is
5. are / am

8

1. G
2. H
3. A
4. B

5. F
6. C
7. E
8. D



# Exercises: Part 4

## Instructions


1. Write the time shown on the clocks.
2. Fill in the correct sentence under each picture.
3. Write the correct words for each picture.
4. Find the answer to each question.
5. Take one word from each group to describe what the characters are doing.
6. Choose the correct option.
7. Complete the words and write them in the correct place on the picture.
8. Write the words in the correct order to make sentences.



2



2. \_\_\_\_\_



I'm having lunch

I'm having\* a bath

I'm having breakfast

I'm going to bed

I'm having dinner

\*taking

3



Take this!  
headache

backache  
toothache

stomachache  
What's the matter?

1. \_\_\_\_\_

2. \_\_\_\_\_



3. \_\_\_\_\_



5. \_\_\_\_\_

6. \_\_\_\_\_





4

1. Where are we?

1.

A. It's seven o'clock.

2. How are you?

2.

B. I've got\* a headache, doctor.

3. What's the matter?

3.

C. I'm going to the swimming pool.

4. Can you walk?

4.

D. We're in the garden.

5. What's the time?

5.

E. I'm Sylvia.

6. Where are you going?

6.

F. Yes, I can.

7. What is Sylvia doing?

7.

G. I'm fine, thank you.

8. Who are you?

8.

H. She's doing her exercises.



\*I have

5

having a swim

He / She / It

is

playing tennis

having dinner

doing her exercises

drinking

walking

having breakfast

going to bed

running

He is having dinner



1.

2.

5.

4.

3.

6.


7.

8.



6.

8.




6

1. I'm going to the... 

- A. swimming pool.  
B. tennis court.

2. She's having lunch in... 

- A. her room.  
B. the garden.

3. It's... 



- A. seven o'clock.  
B. eight o'clock.

4. Can I have a... 

- A. clock.  
B. a plum.


5. I love... 

- A. Corvax.  
B. Bob.

6. Sylvia... 

- A. isn't feeling well.  
B. is fine.

7



fo\_k      ch\_ir      cr\_wn      ba\_      s\_o\_n      \_nife  
p\_at\_      ha\_bur\_er      ice-c\_eam      s\_oes      dr\_ss