


3rd Grade Basic Skills

Reading Comprehension and Reading Skills



m	s	a	r	w	p	r	n
s	c	i	e	n	c	e	t
o	k	e	a	o	p	g	v
r	b	t	d	m	a	t	h
y	w	r	i	t	i	n	g
n	c	o	n	m	s	h	w
e	n	t	g	w	x	p	r



read and
learn

The Storm

The storm came up very quickly. The rain began to come down hard. I could hear the thunder in the distance. I hurried to get out of the rain.





Third Grade Basic Skills

Reading Comprehension and Reading Skills



**Basic reading comprehension and
reading skills activities
necessary for developing the skills
students need to succeed!**

**Written by: Aaron Levy & Kelley Wingate Levy
Illustrated by: Karen Sevaly**


**Look for all of Teacher's Friend's
Basic Skills Books
at your local educational retailer!**

Name _____

Date _____

Skills Assessment Checklist – Portfolio Copy

	Assessed	Retaught	Mastered	
Reading Skills				
<input type="checkbox"/> Using context clues _____				
<input type="checkbox"/> Using context clues _____				
<input type="checkbox"/> Using context clues _____				
<input type="checkbox"/> Using context clues _____				
<input type="checkbox"/> Contractions _____				
<input type="checkbox"/> Contractions _____				
<input type="checkbox"/> Contractions _____				
<input type="checkbox"/> Contractions _____				
<input type="checkbox"/> Classifying _____				
<input type="checkbox"/> Classifying _____				
<input type="checkbox"/> Classifying _____				
<input type="checkbox"/> Classifying _____				
<input type="checkbox"/> Antonyms _____				
<input type="checkbox"/> Antonyms _____				
<input type="checkbox"/> Antonyms _____				
<input type="checkbox"/> Antonyms _____				
<input type="checkbox"/> Synonyms _____				
<input type="checkbox"/> Synonyms _____				
<input type="checkbox"/> Synonyms _____				
<input type="checkbox"/> Synonyms _____				
<input type="checkbox"/> Sequencing _____				
<input type="checkbox"/> Sequencing _____				
<input type="checkbox"/> Sequencing _____				
<input type="checkbox"/> Sequencing _____				
<input type="checkbox"/> Sequencing _____				
<input type="checkbox"/> Sequencing _____				
Reading Comprehension				
<input type="checkbox"/> Writing endings _____				
<input type="checkbox"/> Writing endings _____				
<input type="checkbox"/> Writing endings _____				
<input type="checkbox"/> Writing endings _____				
<input type="checkbox"/> Writing endings _____				
<input type="checkbox"/> Writing endings _____				
<input type="checkbox"/> A Crazy Restaurant _____				
<input type="checkbox"/> A Great Doctor _____				
<input type="checkbox"/> Uncle Joe _____				
<input type="checkbox"/> Our Rainy Day Picnic _____				
<input type="checkbox"/> There are Many Ways to Travel _____				
<input type="checkbox"/> Our Cats are Good Friends _____				
<input type="checkbox"/> A Good Summer _____				



Reading Skills

Using context clues	3
Using context clues	4
Using context clues	5
Using context clues	6
Contractions	7
Contractions	8
Contractions	9
Contractions	10
Classifying	11
Classifying	12
Classifying	13
Classifying	14
Antonyms.....	15
Antonyms.....	16
Antonyms.....	17
Antonyms.....	18
Synonyms.....	19
Synonyms.....	20
Synonyms.....	21

Synonyms.....	22
Sequencing	23
Sequencing	24
Sequencing	25
Sequencing	26
Sequencing	27
Sequencing	28

Reading Comprehension

Writing endings.....	29
Writing endings.....	30
Writing endings.....	31
Writing endings.....	32
Writing endings.....	33
Writing endings.....	34
A Crazy Restaurant.....	35
A Great Doctor	36
Uncle Joe	37
Our Rainy Day Picnic	38
There are Many Ways to Travel	39
Our Cats are Good Friends	40
A Good Summer	41
Answer Keys	42-48



Reproduction of these materials for commercial resale or distribution to an entire school system or school/library district is strictly prohibited. Pages may be duplicated for one individual classroom set only. Materials may not be reproduced for other purposes without the prior written permission of the publisher.

Copyright © Teacher's Friend,
a Scholastic Company.
All rights reserved.
Printed in China.

0-439-50398-1

Name _____

Skill: Using context clues

Read each sentence. Use the other words in the sentence to figure out the meaning of the underlined word. Circle the word or phrase that means the same thing as the underlined word.

1. All of your hard work merits a day off of school. So you may stay at home tomorrow.

deserves

ruins

checks

2. When the sun came out, we took it as an omen that everything would be alright.

dream

sign

wish

3. Please wash your grubby hands outside. They are covered with mud.

dry

dirty

closed

4. The song sounded so beautiful when the choir started to sing in unison.

poorly

at home

all together

5. You must adapt to our rules if you want to get along here.

change

sing

react

6. I stayed in the sun too long and my skin was scorched.

nice

cleaned

burned

7. The hue of her dress matched her skin perfectly.

noise

color

belt

8. I tried to conceal my mess, but my mother found it anyway.

hide

see

clean



Name _____

Skill: Using context clues

Read each sentence. Use the other words in the sentence to figure out the meaning of the underlined word. Circle the word or phrase that means the same thing as the underlined word.

1. We have ample cookies for everyone. We may even have some left over.

too few enough no

2. Please salvage what you can so that you can give at least some of the work to your teacher.

hide give away save

3. When Todd won, his face became radiant with joy.

tearful dull gleaming

4. You must not ponder the question too long because you will not be able to finish the test.

think about write laugh at

5. This radio can transmit a message all the way to China.

send destroy drive

6. We climbed for days and finally reached the zenith of the mountain.

side bottom top

7. The lame bird had broken his wing and could not fly.

happy hurt singing

8. Please inflate all of the balloons so that they will be nice and big.

blow up pop throw away



Read each sentence. Use the other words in the sentence to figure out the meaning of the underlined word. Circle the word or phrase that means the same thing as the underlined word.

1. The artificial flowers were made of plastic.

fake real red

2. This large vase will be ideal for that huge bunch of flowers.

ready perfect ugly



3. If you do me this favor, I will be eternally thankful.

quickly sadly forever

4. The strong motor propelled the boat quickly through the water.

sunk pushed swam



5. Those two do not get along. They quarrel all the time.

laugh work argue

6. I had not eaten all day and by night time I was ravenous.

starving tired bored

7. While sitting in my chair, I elevated my feet onto the desk.

lifted washed threw

8. These tickets are not valid anymore. You were supposed to have used them yesterday.

torn cheap good

Name _____

Skill: Using context clues

Read each sentence. Use the other words in the sentence to figure out the meaning of the underlined word. Circle the word or phrase that means the same thing as the underlined word.

1. Sam became so dismal when his best friend moved away.

happy hungry sad

2. I was browsing through the store when I found just the right book.

dancing looking peeking

3. When you have finished writing the book, you should submit it to a publishing company.

give toss fly

4. Doing the same work over and over can become very tedious.

exciting dull lonesome

5. When you are finished cleaning your room, do not presume that you can leave. I want you to fold the towels afterwards.

think sleep bother

6. This pen is futile. It is out of ink.

great mine useless

7. When the apples become ripe, we must harvest them.

eat pick plant

8. I became jubilant when he told me I had won a new car.

joyful angry gloomy



Name _____

Skill: Contractions

Fill in the blank with the correct form of the contraction for the words given.

1. I am _____

11. are not _____

2. was not _____

12. it will _____

3. who will _____

13. they are _____

4. could not _____

14. he is _____

5. that is _____

15. could have _____

6. will not _____

16. does not _____

7. should have _____

17. have not _____

8. I have _____

18. did not _____

9. who is _____

19. he will _____

10. who are _____

20. she will _____

Name _____

Skill: Contractions

Fill in the blank with the correct form of the contraction for the words given.

1. should not _____

11. I have _____

2. you will _____

12. you are _____

3. were not _____

13. she would _____

4. there would _____

14. let us _____

5. what will _____

15. they have _____

6. they are _____

16. it is _____

7. had not _____

17. you have _____

8. she is _____

18. we are _____

9. that will _____

19. they will _____

10. who would _____

20. would not _____

Name _____

Skill: Contractions

Read each sentence. In the blank write the contraction for the underlined words.

1. Henry can not finish cleaning the dishes in time.

2. She did not see the school bus coming.

3. I think he is the new boy in our class.

4. Martha said she would like to go home.

5. I will wear my new boots tonight.


6. That is the one I want.

7. Who will help me with this work?

8. We could have gone to the movie.

9. Do you think this will be enough?

10. They are all very thankful that we came over.



Name _____

Skill: Contractions

Read each sentence. In the blank write the contraction for the underlined words.

1. I did not want to play with the doll.

2. Stacy asked him if he will come with us.

3. What do you think you would do about this problem?

4. It rained so hard that I could not go outside.

5. There will be time for that later.

6. He is wondering how to put the fire out.

7. I am going to be 10 years old next week.

8. I can see that it is very important to you.

9. I would not want to be in your shoes.

10. He knows that he should have studied more.



Name _____

Skill: Classifying

The list of words below can be divided into two groups. Divide the group into the proper subheadings and write the words in the correct list. The main heading and subheadings have been labeled for you.

high	beneath	down	raised	over
bottom	on	up	lowered	low
lofty	under	sunken	beyond	

Main Heading: words that describe higher or lower



Subheading

words that describe higher

Subheading

words that describe lower


Name _____

Skill: Classifying

The list of words below can be divided into two groups. Divide the group into the proper subheadings and write the words in the correct list. The main heading and subheadings have been labeled for you.

summer	freeze	sweat	ice	chill
winter	sun	heat	August	frost
melt	warm	snow	coat	

Main Heading: words that describe weather



Subheading

hot weather words

Subheading

cold weather words


Name _____

Skill: Classifying

The list of words below can be divided into two groups. Divide the group into the proper subheadings and write the words in the correct list.

parrot	chicken	tiger	elephant	horse
rooster	hippo	goat	pig	monkey
cow	zebra	sheep	giraffe	

Main Heading: _____



Subheading

Subheading

Name _____

Skill: Classifying

The list of words below can be divided into two groups. Divide the group into the proper subheadings and write the words in the correct list.

blue	cheerful	happy	gloomy	merry
unhappy	woeful	glad	weeping	blissful
joyful	sad	smiling	down	

Main Heading: _____



Subheading

Subheading

Name _____

Skill: Antonyms

Circle the word that is the opposite of each word given.




1. adult	child	man	woman
2. build	send	destroy	laugh
3. beautiful	pretty	ugly	lovely
4. freeze	snow	melt	sun
5. problem	answer	solution	math
6. perfect	flawed	good	evil
7. remember	forgive	recall	forget
8. punish	praise	scream	ground
9. winner	first	loser	gold
10. summer	freeze	hot	winter
11. trust	doubt	dislike	love
12. finish	begin	work	run
13. victory	score	defeat	winner
14. useful	needy	green	worthless
15. polite	rude	kind	pretty

Name _____

Skill: Antonyms

Circle the word that is the opposite of each word given.




1. compare	test	keep	contrast
2. similar	alike	clear	different
3. whisper	snore	scream	talk
4. pure	tainted	color	chilly
5. attack	arrive	defend	raise
6. tardy	late	sleepy	early
7. poverty	joyous	riches	beggar
8. attract	repel	charm	flight
9. shiny	flashy	dim	shadow
10. divide	unite	half	decent
11. cloudy	windy	clear	hazy
12. serious	sweet	bitter	funny
13. flashy	plain	sparkle	shock
14. borrow	lend	return	buy
15. clumsy	shameful	worthy	skillful

Name _____

Skill: Antonyms

Rewrite each sentence using a word that means the opposite of the underlined word.



1. My French classes are always exciting.

2. You must get this note to Sue. Please go quickly!

3. I found a gigantic rock in the mountains.

4. The sky sure was cloudy that day.

5. The speech that Peter gave was brief.

6. Fred cried himself to sleep last night.

7. A wonderful odor was coming from the kitchen.

8. When I awoke this morning I was happy.


9. Please go down the stairs to the office.

10. It is easier to give than to receive.

Name _____

Skill: Antonyms

Rewrite each sentence using a word that means the opposite of the underlined word or words.



1. My sister's class seemed really quiet today.

2. The young boy was mean to his dog.

3. There was a tiny bug on my back door step.

4. The huge boat floated in the waves.

5. This is the worst day I have ever had.

6. My cat was starving when I got home from the new store.

7. Anyone can see that I am right.

8. Renée always parks in front of the house.


9. Her hands were filthy after painting all day.

10. You must stay there to see the last parade.

Name _____

Skill: Synonyms

Circle the word that means the same thing as each word given.



1. closest	here	nearest	there
2. dirty	filthy	worthy	dark
3. narrate	story	paper	tell
4. narrow	crack	wide	slender
5. true	real	friend	lie
6. shove	push	hurt	spy
7. fly	walk	soar	swing
8. false	fled	more	untrue
9. quick	red	rapid	cruise
10. message	book	bottle	note
11. work	labor	read	write
12. wish	meet	desire	hold
13. shine	fix	store	sparkle
14. shock	fall	alarm	ring
15. prison	jail	room	kitchen

Name _____

Skill: Synonyms

Circle the word that means the same thing as each word given.




1. hungry	empty	starved	angry
2. large	kind	great	wonderful
3. link	join	divide	apart
4. leader	first	speaker	ruler
5. normal	small	regular	insane
6. order	command	test	give
7. forgive	tell	forget	pardon
8. rest	pause	work	best
9. prove	trust	know	show
10. assist	erase	help	mark
11. rescue	save	swim	murder
12. tremble	throw	shake	calm
13. scatter	pile	hide	spread
14. secret	find	truth	hidden
15. strange	odd	sleepy	wrong

Name _____

Skill: Synonyms

Rewrite each sentence using a word that is almost the same as the underlined word.



1. The sound coming from the room was strange.

2. We can all go to my home for dinner.

3. All of my answers were correct.

4. We need to question him about what happened.

5. His shoes were soiled from playing in the mud.

6. We picked a student to read the story.

7. The howling wind frightened me last night.

8. His youthful face made me think he was only twelve years old.


9. During recess, Mrs. White told us a tale about a pirate.

10. I am beginning to understand him.

Name _____

Skill: Synonyms

Rewrite each sentence using a word that is almost the same as the underlined word.



1. My parents spoke to Dr. Crowder today.

2. The hikers reached the summit of the mountain.

3. The body was placed in a shallow tomb.

4. Will your mother permit you to stay?

5. The baseball game resulted in a victory.

6. Harvey flung his coat onto the chair.

7. I suppose that you can have some more.

8. The contents of the box were concealed.

9. You can find the meaning of a word in a dictionary.

10. I want to tell him my final decision.

Name _____

Skill: Sequencing

Read the sentences below.

We drove to the dentist's office.

My tooth felt a lot better.

My tooth began to hurt yesterday.

The dentist looked at my hurting tooth.

My father called the dentist

The dentist fixed my tooth.



Rewrite the sentences in the correct order.

Name _____

Skill: Sequencing

Read the sentences below.

Mom came home and said we would have to get a new one.


The television came on.

Suddenly, the screen went blank.

Last night I sat down to watch the television.

The television had broken.

I grabbed the remote control and pressed the “on” button.



Rewrite the sentences in the correct order.

Name _____

Skill: Sequencing

Read the sentences below.

When she came in, the lights were out.

We all yelled, "Surprise!"

After that, we had cake and opened presents.

Today we had a surprise party for my sister Julie.

Mom jumped up and turned them on.

She said she liked my present best of all.



Rewrite the sentences in the correct order.

Name _____

Skill: Sequencing

Read the sentences below.

Then Sarah brought Hunter home.


As Sarah walked down the street, a big dog ran toward her.

Then Sarah realized that she knew the dog.

Sarah hugged Hunter when he got to her.

Her face turned white with fear.

Its name was Hunter.



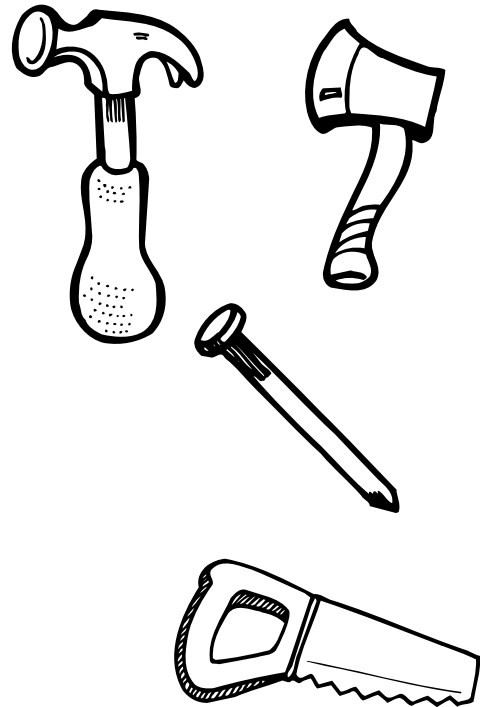
Rewrite the sentences in the correct order.

Name _____

Skill: Sequencing

Read the sentences below.

Then we will find some big pieces of wood.
Mom will climb up the tree.
Mom has a great idea for a tree house.
I will hand her the wood and tools she needs.
First, we will choose a big tree.
When it is done, we will paint it red.



Rewrite the sentences in the correct order.

Name _____

Skill: Sequencing

Read the sentences below.

Her name is Prance.


He said, "No, I am busy."

Then I heard a noise.

I woke up this morning and my cat was missing.

I asked my brother to help me find her.

It was Prance stuck in a tree.



Rewrite the sentences in the correct order.

Name _____

Skill: Writing Story Endings

Write an ending for each of the story beginnings.

1. Joey and his father went fishing yesterday. They fished all day without catching one fish. Joey's father decided they should move to another spot. Joey threw his line into the water. Suddenly, he felt a tug at the end of his line.



2. Mark made a big poster to let everyone know that he had lost his dog, Spot. First, he wrote Spot's name in big letters at the top. He wrote the word "Lost" underneath it. Then he put a large picture of Spot in the middle of the poster.



Name _____

Skill: Writing Story Endings

Write an ending for each of the story beginnings.

1. Our swim team has practiced very hard all summer. Today is our last race. The team who wins will be the league champion. Every swimmer has gotten a lot of rest. We all went out for a good breakfast this morning. It is finally time to leave.



2. Terry was wearing her best clothes. When she opened the door to go outside, her mother told her not to get dirty. It was almost time to leave for the school play. Terry said she would be careful and closed the door. Just then, she tripped over a big rock and fell right into a big mud puddle.




Name _____

Skill: Writing Story Endings

Write an ending for each of the story beginnings.

1. Tomorrow is the big spelling bee. I have practiced all week. Mom and Dad have called out words to me and I have spelled them. I get most of them right, but I have trouble with words that end in "ies."



2. My big moment had finally arrived. I was the star in the school play. I was a queen. The curtain was about to be raised. I knew all of my lines because I had studied them for weeks. The piano player started to play. The curtain started to go up. All of a sudden I felt a little scared.




Write an ending for each of the story beginnings.

1. Yesterday while I was walking, I heard a noise. The noise was a “meow” noise. I looked down and saw a small gray kitten. I picked up the kitten then put it back down. The kitten followed me for six blocks. I did not know what to do because I knew Mom would not want another cat in the house.



2. My friend David and I decided to go on a trip together. We decided to go to France. We planned for our trip every night. We talked about where we would go and what we would do and see. We bought our plane tickets and it was finally time to go to the airport! Just then, I realized that I could not find my tickets!



Name _____

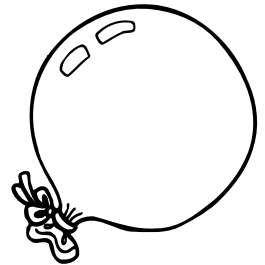
Skill: Writing Story Endings

Write an ending for each of the story beginnings.

1. Lance was sleeping peacefully when all of a sudden something woke him up. He tried to go back to sleep, but he heard the noise again. The noise was coming from the window. He sat up and looked toward the window. He saw a pair of eyes staring back at him.



2. Marie's mother had always told her not to touch the yellow chair in the corner. It was a special chair and it was very old. It was not strong at all. When Marie's balloon floated to the ceiling, she knew she had to get it back down or it would pop. She looked around for something to stand on.



Write an ending for each of the story beginnings.

1. Trisha promised to take care of her neighbor's plants while they were away. It had been a very hot summer and the plants needed water daily. On the first day, Trisha watered every plant. On the second day, she forgot about her promise. Then Trisha left home to spend the next two weeks at her grandmother's house. Trisha's grandmother lived 75 miles away!




2. Steven and Jason went for a bike ride. The boys heard a siren a few blocks away. It sounded like it was right around Bob's house. The boys began to pedal faster. When they turned the corner, they could see what had happened.



Read the story and answer the questions.

Our town has a new restaurant. It is called Steve's Grill. Last night my parents wanted to go there. When we got there, I opened the menu. I had never heard of anything they offered. The hamburgers were made of peanut butter. The fries were made of carrots. They didn't have any milk or soda to drink. All they had to drink was raisin juice. I looked up and saw that my mom and dad were shocked. They thought that the menu was strange, too. None of us wanted to stay and eat at Steve's Grill. We all agreed that we should go somewhere else. All of us got back into the car. We drove to a place called The Best Burgers in Town. I was glad to see that the food was normal at The Best Burgers in Town because by that time I was starving.



1. A good title for this story would be:

- a. Peanut Butter Burgers
- b. A Crazy Restaurant
- c. Get Back in the Car!

2. What was strange about the menu at Steve's Grill?

3. Did anyone want to stay at Steve's Grill?


4. What did the family do after reading the menu?

5. Do you think Steve's Grill will stay in business for a long time? Why or why not?

Read the story and answer the questions.

Courtney's father is a doctor. His name is Dr. Goodman. Everyone in our community thinks that he is a great doctor. I think so, too. Whenever I don't feel good, my mother calls Dr. Goodman. When we get to his office, he checks my temperature and asks me what is wrong. He always gives me something that makes me feel much better. It is easy to see that Dr. Goodman really cares about his patients. He always calls later on in the day to make sure that I am feeling better.

Sometimes Courtney and I talk to Dr. Goodman about his work. He tells us that he had to study for a long time to become a doctor. He says that he is glad that he did because he loves to make people feel better. He has shown us some of his books and explained to us how our hearts work. Courtney and I have decided that we want to be doctors too when we get older.



1. The main idea of this story is:
 - a. Courtney has a father.
 - b. Our community has a great doctor.
 - c. I don't feel good.
2. Another word for community is?
 - a. town
 - b. country
 - c. school
3. What does Dr. Goodman do when I go to his office?


4. How do the people in our town feel about Dr. Goodman?

5. Why does Dr. Goodman call my mother?

6. What do Courtney and I talk to his father about?


Read the story and answer the questions.

My family lives in the city. Each summer, I go to my uncle's farm with my family. We spend three weeks there with Uncle Joe. When we are there, Uncle Joe takes me for a ride on his enormous tractor. He lets me feed his chickens. It is fun to watch him milk his cows. My sister, Molly, likes to go out by the lake to feed the ducks and watch them swim. She also likes to help gather eggs in the morning and bring them inside. Then Aunt Betty cooks the eggs.



My favorite thing when visiting Uncle Joe happens at night. All of the family gathers together on Uncle Joe's porch after dinner. Uncle Joe tells us all about life on his farm. Sometimes he tells us about how things have changed since he was a little boy. We tell Uncle Joe about our life in the city and what we have been doing all year.

1. The main idea of this story is:
 - a. I enjoy visiting Uncle Joe each summer.
 - b. I get to feed the chickens.
 - c. It's good to have a front porch.



2. Where does my family live?

3. Where do we go each summer? How long do we stay there?


4. What does Molly like to do at the lake?

5. What does Aunt Betty do with the eggs that Molly has collected?

6. What is my favorite thing about visiting Uncle Joe?

Read the story and answer the questions.

When Patty woke up this morning, there was not a cloud in the sky. The sun was shining and the weather was nice and warm. Patty called her friend Jackie. "Let's have a picnic!" she said to Jackie. Jackie got on her bike and rode to Patty's house right away. The girls packed some sandwiches and juice for lunch. They found a big blanket that they could use to sit on. Jackie and Patty put all of their things into a large basket. The girls were ready to go. All of a sudden, Jackie heard a noise. It was thunder. She looked out of the window. The sky had turned dark and it began to rain. "Oh, well," said Patty, "we can have our picnic inside." They spread out the big blanket on the living room floor. The girls laughed all day about their strange picnic. When Jackie was leaving, she told Patty that she wanted to have another inside picnic next week. Patty said that was a good idea.



1. A good title for this story would be:

- a. Grab an Umbrella for Me!
- b. The Rotten Day
- c. Our Rainy Day Picnic



2. What was the weather like when Patty woke up?

3. What were the girls bringing on the picnic?


4. What happened when Patty and Jackie were ready to leave?

5. What did the girls decide to do when it began to rain?

6. Was the picnic ruined? Why or why not?

Read the story and answer the questions.

There are so many ways to travel. The most common way to travel is probably in some type of motorized vehicle. If you are travelling with your family and you are not going far away, you could take a car. If you want to go somewhere with a lot of people, you could go in a van or bus. If you need to travel through the water, boats are another kind of transportation. We can go on small boats to travel to a close place. Big ships can take us to faraway lands. Submarines travel in the water also. They go way down deep into the water. Airplanes are also a great way to travel. Many people choose to fly in jet airplanes if they need to go far away and want to get there quickly. An airplane is fun to ride in because you can see the Earth from way up high.



1. The main idea of this story is:

- a. there are many ways to travel.
- b. airplanes can go fast.
- c. you should just stay at home.

2. What type of transportation could you use to travel through the water?

3. Why might someone choose to travel in an airplane?


4. Where can big ships take us?

5. Why is an airplane fun to ride in?

6. What are five more ways that you can travel?

Read the story and answer the questions.

In my family, we have two cats. One of our cats is big and orange. Our other cat is only a kitten. She is small and gray. When our cats first met, they were a little shy around each other. They would watch each other carefully through a big glass door. Soon, the orange cat started to approach the gray cat carefully. Our family was a little nervous about what would happen. We did not know whether the cats would get along or not. After a few days, our cats started to play together. They chase each other sometimes and run after butterflies together. They also like to play together and climb trees in the empty lot next door. When one of the cats is outside, the other cat looks sad. It walks around the house looking for the other cat and makes loud noises. I think it is calling the other cat. At night time, both of our cats always come inside. They are so cute when they lie next to each other sleeping. I think they have become best friends.



1. A good title for this story would be:

- a. We Did Not Know
- b. Our Cats are Good Friends
- c. The Glass Door

2. What do our cats look like?

3. How did our family feel when the cats first got together?

4. What do the cats like to do together?

5. The word “approach” means:

- a. jump on
- b. move away from
- c. come near to

6. What would be good names for our two cats?

Read the story and answer the questions.

My summer vacation last year was great! Almost every day, my two good friends, Bruce and Ricky, would come over to my house. We did so many fun things. On really hot days, we walked to Ricky's house and swam in his swimming pool. That was fun because Ricky has a diving board and a big water slide. When the weather was not so nice, Bruce's mother took us to see a movie. One of the movies we saw was about a big, slimy Martian who ate pizza all the time. It was the funniest movie I have ever seen. My dad would also take us hiking on the trails near our house. The rocks we found there looked like real gold, but Dad said it was not gold. The last month of summer was the best part of all. All of our families got together and went on a camping trip. We all sat around the fire at night and told ghost stories while we roasted marshmallows. Now it is school time again, but every time that Bruce, Ricky, and I get together we talk about what a great summer we all had.



1. The main idea of this story is:

- a. roasted marshmallows taste good.
- b. Martians don't really eat pizza.
- c. that was a good summer.

2. What time of year is it now?

3. What did we do at Ricky's house?

4. Where did my dad take us?

5. What was the best part of summer?

6. What did the boys do at night while camping?

Answer Key

Name _____ Skill: Using context clues

Read each sentence. Use the other words in the sentence to figure out the meaning of the underlined word. Circle the word or phrase that means the same thing as the underlined word.

- All of your hard work needs a day off of school. So you may stay at home tomorrow.
 (circled) ruins checks
- When the sun came out, we took it as an omen that everything would be alright.
 dream (circled) wish
- Please wash your grubby hands outside. They are covered with mud.
 dry (circled) closed
- The song sounded so beautiful when the choir started to sing in unison.
 poorly at home (circled) together
- You must adapt to our rules if you want to get along here.
 (circled) sing respect
- I stayed in the sun too long and my skin was scorched.
 noo cleaned (circled)
- The flub of her dress matched her skin perfectly.
 nose (circled) belt
- I tried to conceal my mess, but my mother found it anyway.
 (circled) see clean

Teacher's Friend Publications, Inc. 3 TT-1322 Third Grade Basic Skills: Reading Comprehension and Reading Skills

Page 3

Name _____ Skill: Using context clues

Read each sentence. Use the other words in the sentence to figure out the meaning of the underlined word. Circle the word or phrase that means the same thing as the underlined word.

- Sam became so distal when his best friend moved away.
 happy hungry (circled)
- I was broasting through the store when I found just the right book.
 dancing (circled) peeking
- When you have finished writing the book, you should submit it to a publishing company.
 (circled) toes fly
- Doing the same work over and over can become very jadous.
 exciting (circled) lonesome
- When you are finished cleaning your room, do not presume that you can leave. I want you to tid the towels afterwards.
 (circled) sleep bother
- This pen is fulda. It is out of ink.
 great rime (circled)
- When the apples become ripe, we must harpest them.
 eat (circled) plant
- I became jubilant when he told me I had won a new car.
 (circled) angry gloomy

Teacher's Friend Publications, Inc. 6 TT-1322 Third Grade Basic Skills: Reading Comprehension and Reading Skills

Page 6

Name _____ Skill: Using context clues

Read each sentence. Use the other words in the sentence to figure out the meaning of the underlined word. Circle the word or phrase that means the same thing as the underlined word.

- We have ample cookies for everyone. We may even have some left over.
 too few (circled) no
- Please salvage what you can so that you can give at least some of the work to your teacher.
 hide give away (circled)
- When Todd won, his face became radiant with joy.
 fearful dull (circled)
- You must not ponder the question too long because you will not be able to finish the test.
 (circled) write laugh at
- This radio can transmit a message all the way to China.
 (circled) destroy drive
- We climbed for days and finally reached the zealth of the mountain.
 side bottom (circled)
- The lame bird had broken his wing and could not fly.
 happy (circled) singing
- Please inflate all of the balloons so that they will be nice and big.
 (circled) pop throw away

Teacher's Friend Publications, Inc. 4 TT-1322 Third Grade Basic Skills: Reading Comprehension and Reading Skills

Page 4

Name _____ Skill: Contractions

Fill in the blank with the correct form of the contraction for the words given.

- I am _____ 11. I am not _____ aren't
- was not _____ wasn't 12. it will _____ it'll
- who will _____ who'll 13. they are _____ they're
- could not _____ couldn't 14. he is _____ he's
- that is _____ that's 15. could have _____ could've
- will not _____ won't 16. does not _____ doesn't
- should have _____ should've 17. have not _____ haven't
- I have _____ I've 18. did not _____ didn't
- who is _____ who's 19. he will _____ he'll
- who are _____ who're 20. she will _____ she'll

Teacher's Friend Publications, Inc. 7 TT-1322 Third Grade Basic Skills: Reading Comprehension and Reading Skills

Page 7

Name _____ Skill: Using context clues

Read each sentence. Use the other words in the sentence to figure out the meaning of the underlined word. Circle the word or phrase that means the same thing as the underlined word.

- The artificial flowers were made of plastic.
 (circled) real red
- This large vase will be ideal for that huge bunch of flowers.
 ready (circled) ugly
- If you do me this favor, I will be eternally thankful.
 quickly sadly (circled)
- The strong motor propelled the boat quickly through the water.
 sunk (circled) swam
- Those two do not get along. They garred all the time.
 laugh work (circled)
- I had not eaten all day and by night time I was ravenous.
 (circled) tired bored
- While sitting in my chair, I dislodged my foot onto the desk.
 (circled) washed grew
- These tickets are not valid anymore. You were supposed to have used them yesterday.
 torn cheap (circled)

Teacher's Friend Publications, Inc. 5 TT-1322 Third Grade Basic Skills: Reading Comprehension and Reading Skills

Page 5

Name _____ Skill: Contractions

Fill in the blank with the correct form of the contraction for the words given.

- should not _____ shouldn't 11. I have _____ I've
- you will _____ you'll 12. you are _____ you're
- were not _____ weren't 13. she would _____ she'd
- there would _____ there'd 14. let us _____ let's
- what will _____ what'll 15. they have _____ they've
- they are _____ they're 16. it is _____ it's
- had not _____ hadn't 17. you have _____ you've
- she is _____ she's 18. we are _____ we're
- that will _____ that'll 19. they will _____ they'll
- who would _____ who'd 20. would not _____ wouldn't

Teacher's Friend Publications, Inc. 8 TT-1322 Third Grade Basic Skills: Reading Comprehension and Reading Skills

Page 8

Answer Key

Name _____ Skill: Contractions

Read each sentence. In the blank write the contraction for the underlined words.

- Henry can not finish cleaning the dishes in time. can't
- She did not see the school bus coming. didn't
- I think he is the new boy in our class. he's
- Maria said she would like to go home. she'd
- I will wear my new boots tonight. I'll
- That is the one I want. That's
- Who will help me with this work? Who'll
- We could have gone to the movie. could've
- Do you think this will be enough? this'll
- They are all very thankful that we came over. They're

Teacher's Friend Publications, Inc. 9 TT-1322 Third Grade Basic Skills
Reading Comprehension and Reading Skills

Page 9

Name _____ Skill: Contractions

Read each sentence. In the blank write the contraction for the underlined words.

- I did not want to play with the doll. didn't
- Steph asked him if he will come with us. he'll
- What do you think you would do about this problem? you'd
- It rained so hard that I could not go outside. couldn't
- There will be time for that later. There'll
- He is wondering how to put the fire out. He's
- I am going to be 10 years old next week. I'm
- I can see that it is very important to you. it's
- I would not want to be in your shoes. wouldn't
- He knows that he should have studied more. should've

Teacher's Friend Publications, Inc. 10 TT-1322 Third Grade Basic Skills
Reading Comprehension and Reading Skills

Page 10

Name _____ Skill: Classifying

The list of words below can be divided into two groups. Divide the group into the proper subheadings and write the words in the correct list. The main heading and subheadings have been labeled for you.

summer	freeze	sweat	ice	chill
winter	sun	heat	August	frost
melt	warm	snow	coat	

Main Heading: words that describe weather

Subheading	hot weather words	Subheading	cold weather words
summer	freeze	ice	
sweat	chill	winter	
sun	frost	August	
heat	snow	melt	
coat		warm	

Teacher's Friend Publications, Inc. 12 TT-1322 Third Grade Basic Skills
Reading Comprehension and Reading Skills

Page 12

Name _____ Skill: Classifying

The list of words below can be divided into two groups. Divide the group into the proper subheadings and write the words in the correct list. The main heading and subheadings have been labeled for you.

high	beneath	down	raised	over
bottom	on	up	lowered	low
lofty	under	sunken	beyond	

Main Heading: words that describe higher or lower

Subheading	words that describe higher	Subheading	words that describe lower
high	beneath	down	
raised	bottom	lowered	
over	up	low	
on	lofty	under	
below	sunken		

Teacher's Friend Publications, Inc. 11 TT-1322 Third Grade Basic Skills
Reading Comprehension and Reading Skills

Page 11

Name _____ Skill: Classifying

The list of words below can be divided into two groups. Divide the group into the proper subheadings and write the words in the correct list.

blue	cheerful	happy	gloomy	merry
unhappy	woeful	glad	weeping	blissful
joyful	sad	smiling	down	

Main Heading: words that describe feelings

Subheading	happy words	Subheading	sad words
cheerful	blue	gloomy	
happy	unhappy	woeful	
merry	blissful	weeping	
glad	joyful	sad	
smiling	down		

Teacher's Friend Publications, Inc. 14 TT-1322 Third Grade Basic Skills
Reading Comprehension and Reading Skills

Page 14

Name _____ Skill: Classifying

The list of words below can be divided into two groups. Divide the group into the proper subheadings and write the words in the correct list.

parrot	chicken	tiger	elephant	horse
rooster	hippo	goat	pig	monkey
cow	zebra	sheep	giraffe	

Main Heading: animals

Subheading	farm animals	Subheading	zoo animals
chicken	horse	rooster	
goat	monkey	zebra	
giraffe	sheep		

Teacher's Friend Publications, Inc. 13 TT-1322 Third Grade Basic Skills
Reading Comprehension and Reading Skills

Page 13

Answer Key

Name _____

Skill: Antonyms

Circle the word that is the opposite of each word given.

1. adult	child	man	woman
2. build	small	strong	laugh
3. beautiful	pretty	up	lovely
4. freeze	snow	out	sun
5. problem	answer	change	math
6. perfect	beard	good	evil
7. remember	forgot	recall	forget
8. punish	praise	scream	ground
9. winner	first	cast	gold
10. summer	freeze	hot	winter
11. trust	build	delite	love
12. finish	begin	work	run
13. victory	score	defeat	winer
14. useful	noisy	green	colorless
15. polite	bad	kind	pretty

Teacher's Friend Publications, Inc. 15

TT-1322 Third Grade Basic Skills
Reading Comprehension and Reading Skills

Page 15

Name _____

Skill: Antonyms

Rewrite each sentence using a word that means the opposite of the underlined word or words.

- My sister's class seemed really quiet today.
My brother's class seemed really noisy today.
- The young boy was obedient to his dog.
The old boy was nice to his dog.
- There was a tiny bug on my back door step.
There was a huge bug on my front door step.
- The huge boat floated in the waves.
The tiny boat sank in the waves.
- This is the worst day I have ever had.
This is the best day I have ever had.
- My cat was sleeping when I got home from the pet store.
My cat was full when I got home from the pet store.
- Anyone can see that I am right.
No one can see that I am wrong.
- Renée always parks in front of the house.
Renée never parks in back of the house.
- Her hands were dirty after painting all day.
Her hands were clean after painting all night.
- You must stay there to see the last parade.
You must go there to see the first parade.

Teacher's Friend Publications, Inc. 18

TT-1322 Third Grade Basic Skills
Reading Comprehension and Reading Skills

Page 18

Name _____

Skill: Antonyms

Circle the word that is the opposite of each word given.

1. compare	test	keep	contain
2. similar	like	clear	different
3. whisper	snore	scream	talk
4. pure	dirty	color	chilly
5. attack	arrive	defeat	raise
6. tardy	late	sleepy	awake
7. poverty	joyous	conceal	beggar
8. attract	repel	charm	flight
9. shiny	flashy	dim	shadow
10. divide	unite	half	dozent
11. cloudy	windy	clear	hazy
12. serious	sweet	bitter	earn
13. fleshy	lean	sparkle	shock
14. borrow	lend	return	boy
15. clumsy	shameful	worthy	earn

Teacher's Friend Publications, Inc. 16

TT-1322 Third Grade Basic Skills
Reading Comprehension and Reading Skills

Page 16

Name _____

Skill: Synonyms

Circle the word that means the same thing as each word given.

1. closest	here	causes	there
2. dirty	filthy	worthy	dark
3. narrate	story	paper	oil
4. narrow	crack	wide	change
5. true	real	friend	lie
6. shove	push	hurt	spy
7. fly	walk	car	swing
8. false	fled	more	canus
9. quick	red	rapid	cubea
10. message	book	bottle	copy
11. work	labor	read	write
12. wish	most	desire	hold
13. shine	fix	store	garble
14. shock	fall	start	ring
15. prison	job	room	kitchen

Teacher's Friend Publications, Inc. 19

TT-1322 Third Grade Basic Skills
Reading Comprehension and Reading Skills

Page 19

Name _____

Skill: Antonyms

Rewrite each sentence using a word that means the opposite of the underlined word.

- My French classes are always exciting.
My French classes are always boring.
- You must get this note to Sue. Please go quickly.
You must get this note to Sue. Please go slowly.
- I found a gigantic rock in the mountains.
I found a tiny rock in the mountains.
- The sky sure was cloudy that day.
The sky sure was clear that day.
- The speech that Peter gave was brief.
The speech that Peter gave was long.
- Fred laughed himself to sleep last night.
Fred laughed himself to sleep last night.
- A horrible odor was coming from the kitchen.
A horrible odor was coming from the kitchen.
- When I awoke this morning I was happy.
When I awoke this morning I was sad.
- Please go down the stairs to the office.
Please go up the stairs to the office.
- It is easier to give than to receive.
It is harder to give than to receive.

Teacher's Friend Publications, Inc. 17

TT-1322 Third Grade Basic Skills
Reading Comprehension and Reading Skills

Page 17

Name _____

Skill: Synonyms

Circle the word that means the same thing as each word given.

1. hungry	empty	carved	angry
2. large	kind	grass	wonderful
3. link	part	divide	apart
4. leader	first	speaker	near
5. normal	small	eggshells	freane
6. order	command	test	give
7. forgive	tell	forget	parody
8. rest	cause	work	best
9. prove	trust	know	show
10. assist	erase	help	mark
11. rescue	save	swim	murder
12. tremble	throw	shake	calm
13. scatter	pile	hide	spread
14. secret	find	truth	hidden
15. strange	cost	sleepy	wrong

Teacher's Friend Publications, Inc. 20

TT-1322 Third Grade Basic Skills
Reading Comprehension and Reading Skills

Page 20

Answer Key

Name _____ Skill: Synonyms

Read the sentences below.

The sound coming from the room was strange.

We can all go to my house for dinner.

All of my answers were right.

We need to ask him about what happened.

His shoes were dirty from playing in the mud.

We chose a student to read the story.

The howling wind frightened me last night.

His youthful face made me think he was only twelve years old.

During recess, Mrs. White told us a little about a pirate.

I am beginning to understand him.

I am starting to understand him.

Teacher • Friend Publications, Inc. 21 TT-1322 Third Grade Basic Skills
Reading Comprehension and Reading Skills

Page 21

Name _____ Skill: Synonyms

Read the sentences below.

My parents spoke to Dr. Crowder today.

The hikers reached the summit of the mountain.

The body was placed in a shallow grave.

Will your mother permit you to stay?

The baseball game ended in a victory.

Harvey flung his coat onto the chair.

I think that you can have some more.

The contents of the box were discovered.

You can find the meaning of a word in a dictionary.

You can find the definition of a word in a dictionary.

I want to tell him my final answer.

Teacher • Friend Publications, Inc. 22 TT-1322 Third Grade Basic Skills
Reading Comprehension and Reading Skills

Page 22

Name _____ Skill: Sequencing

Read the sentences below.

We drove to the dentist's office.

My both felt a lot better.

My both began to hurt yesterday.

The dentist looked at my hurting tooth.

My father called the dentist.

The dentist fixed my tooth.

Rewrite the sentences in the correct order.

My both began to hurt yesterday. My father called the dentist. We drove to the dentist's office. The dentist looked at my hurting tooth. The dentist fixed my tooth. My tooth felt a lot better.

Teacher • Friend Publications, Inc. 23 TT-1322 Third Grade Basic Skills
Reading Comprehension and Reading Skills

Page 23

Name _____ Skill: Sequencing

Read the sentences below.

Mom came home and said we would have to get a new one.

The television came on.

Suddenly, the screen went blank.

Last night I sat down to watch the television.

The television had broken.

I grabbed the remote control and pressed the "on" button.

Rewrite the sentences in the correct order.

Last night I sat down to watch the television. I grabbed the remote control and pressed the "on" button. The television came on. Suddenly, the screen went blank. The television had broken. Mom came home and said we would have to get a new one.

Teacher • Friend Publications, Inc. 24 TT-1322 Third Grade Basic Skills
Reading Comprehension and Reading Skills

Page 24

Name _____ Skill: Sequencing

Read the sentences below.

When she came in, the lights were out.

We all yelled, "Surprise!"

After that, we had cake and opened presents.

Today we had a surprise party for my sister Julie.

Mom jumped up and turned them on.

She said she liked my present best of all.

Rewrite the sentences in the correct order.

Today we had a surprise party for my sister Julie. When she came in, the lights were out. Mom jumped up and turned them on. We all yelled, "Surprise!" After that, we had cake and opened presents. She said she liked my present best of all.

Teacher • Friend Publications, Inc. 25 TT-1322 Third Grade Basic Skills
Reading Comprehension and Reading Skills

Page 25

Name _____ Skill: Sequencing

Read the sentences below.

Then Sarah brought Hunter home.

As Sarah walked down the street, a big dog ran toward her.

Then Sarah realized that she knew the dog.

Sarah hugged Hunter when he got to her.

Her face turned white with fear.

Its name was Hunter.

Rewrite the sentences in the correct order.

As Sarah walked down the street, a big dog ran toward her. Her face turned white with fear. Then Sarah realized that she knew the dog. Its name was Hunter. Sarah hugged Hunter when he got to her. Then Sarah brought Hunter home.

Teacher • Friend Publications, Inc. 26 TT-1322 Third Grade Basic Skills
Reading Comprehension and Reading Skills

Page 26

Answer Key

Name _____

Write an ending for each of the story beginnings.

1. Joey and his father went fishing yesterday. They fished all day without catching one fish. Joey's father decided they should move to another spot. Joey threw his line into the water. Suddenly, he felt a tug at the end of his line.

Answers will vary.

2. Mark made a big poster to let everyone know that he had lost his dog, Spot. First, he wrote Spot's name at the top. He drew a picture of Spot in the middle of the poster. Then he put a large picture of Spot at the bottom.

Answers will vary.

29

*Teacher's Friend Publications, Inc.
TF-132 Third Grade Book Skills
Reading Comprehension and Reading Skills*

Name _____


Write an ending for each of the story beginnings.

1. Yesterday while I was walking, I heard a noise. The noise was a "meow" noise. I looked down and saw a small gray kitten. I picked up this kitten then put it back down. The kitten followed me for six blocks. I did not know what to do because I knew Mom would not want another cat in the house.

Answers will vary.

2. My friend David and I decided to go on a trip together. We decided to go to France. We planned for our trip every night. We talked about where we would go and what we would do and see. We bought our plane tickets and it was finally time to go to the airport! Just then, I realized that I could not find my ticket!

Answers will vary.



TT-1322 Third Grade Basic Skills
Reading Comprehension and Writing Skills

32

Teacher's Friend Publications, Inc.

Skill Squaring

Name _____

Read the sentences below.

Her name is Prance.

He said, "No, I am busy."

Then I heard a noise.

I woke up this morning and my cat was missing.

I asked my brother to help me find her.

It was Prance stuck in a tree.

Rewrite the sentences in the correct order.


I woke up this morning and my cat was missing.

Her name is Prance. I asked my brother to help
me find her. He said, "No, I am busy." Then I heard
a noise. It was Prance stuck in a tree.

Teacher • Friend Publications, Inc.

28

TP-132 Third Grade Book Skills
Reading Comprehension and Reading Skills




Name _____

Skills: Writing Story Endings


Write an ending for each of the story beginnings.

1. Tomorrow is the big spelling bee. I have practiced all week.
Mom and Dad have called our words to me and I have spelled them. I got most of them right, but I have trouble with words that end in "ise."



Answers will vary.

2. My big moment had finally arrived. I was the star in the school play. I was a queen. The curtain was about to be raised. I knew at all my lines because I had studied them for weeks. The piano music started playing and the curtain seemed to go up. All of a sudden I felt a little scared.



Answers will vary.

Trainer's Friend Publications, Inc.

31

T7-1322 Third Grade Basic Skills
Reading Comprehension and Writing Skills

Name _____

Read the sentences below.

Then we will find some big pieces of wood.
Mom will climb up the tree.
Mom has a great idea for a tree house.
I will hand her the wood and tools she needs.
First, we will choose a big tree.
When it is done, we will paint it red.

Rewrite the sentences in the correct order.

Mom has a great idea for a tree house. First, we
will choose a big tree. Then we will find some big
pieces of wood. Mom will climb up the tree. I will
hand her the wood and tools she needs. When it is
done, we will paint it red.

T1-132 Third Grade Tools Skills
Reading Comprehension and Reading Skills

27

Teacher • Friend Publications, Inc.

[illegible]

Answer Key

Name _____ Skill: Writing Story Endings

Write an ending for each of the story beginnings.

1. Lance was sleeping peacefully when all of a sudden something woke him up. He tried to go back to sleep, but he heard the noise again. The noise was coming from the window. He sat up and looked toward the window. He saw a pair of eyes staring back at him.

Answers will vary.

2. Mario's mother had always told her not to touch the yellow chair in the corner. It was a special chair and it was very old. It was not strong at all. When Mario's balloon floated to the ceiling, she knew she had to get it back down or it would pop. She looked around for something to stand on.

Answers will vary.

Teacher • Friend Publications, Inc. 33 TT-1322 Third Grade Basic Skills
Reading Comprehension and Reading Skills

Page 33

Name _____ Skill: Writing Story Endings

Write an ending for each of the story beginnings.

1. Tisha promised to take care of her neighbor's plants while they were away. It had been a very hot summer and the plants needed water daily. On the first day, Tisha watered every plant. On the second day, she forgot about her promise. When Tisha left home to spend the next two weeks at her grandmother's house, Tisha's grandmother lived 75 miles away!

Answers will vary.

2. Steven and Jason went for a bike ride. The boys heard a siren a few blocks away. It sounded like it was right around Bob's house. The boys began to pedal faster. When they turned the corner, they could see what had happened.

Answers will vary.

Teacher • Friend Publications, Inc. 34 TT-1322 Third Grade Basic Skills
Reading Comprehension and Reading Skills

Page 34

Name _____ Skill: Reading Comprehension

Read the story and answer the questions.

Our town has a new restaurant. It is called Steve's Grill. Last night my parents wanted to go there. When we got there, I opened the menu. I had never heard of anything they offered. The hamburgers were made of peanut butter. The fries were made of carrots. They don't have any milk or soda to drink. All of the food was made from things that were healthy and did not have any fat. They thought that the menu was strange, too. None of us wanted to stay and eat at Steve's Grill. We all agreed that we should go somewhere else. All of us got back into the car. We drove to a place called The Best Burgers in Town. I was glad to see that the food was normal at The Best Burgers in Town because by that time I was starving.

1. A good title for this story would be:
a. Peanut Butter Burgers
b. A Crazy Restaurant
c. Get Back in the Car

2. What was strange about the menu at Steve's Grill?

The hamburgers were made of peanut butter, the fries were made of carrots, and they only had raisin juice.

3. Did anyone want to stay at Steve's Grill?

No.

4. What did the family do after reading the menu?

They went to another restaurant.

5. Do you think Steve's Grill will stay in business for a long time? Why or why not?

No-because they have a strange menu.

Teacher • Friend Publications, Inc. 35 TT-1322 Third Grade Basic Skills
Reading Comprehension and Reading Skills

Page 35

Name _____ Skill: Reading Comprehension

Read the story and answer the questions.

Courtney's father is a doctor. His name is Dr. Goodman. Everyone in our community knows his name. He is a very nice man. I like him. I don't feel good, and my mother calls Dr. Goodman. When we get to the office, he checks my temperature and asks me what is wrong. He always gives me something that makes me feel much better. It is easy to see that Dr. Goodman really cares about his patients. He always calls later on in the day to make sure that I am feeling better.

Sometimes Courtney and I talk to Dr. Goodman about his work. He tells us that he had to study for a long time to become a doctor. He says that he is glad that he did it because he can help people feel better. He has a very nice office. He has books and equipment to use how our work. Courtney and I have decided that we want to be doctors too when we get older.

1. The main idea of this story is:
a. Courtney has a father.
b. Our community has a great doctor.
c. I don't feel good.

2. Another word for community is?
a. town
b. country
c. school

3. What does Dr. Goodman do when I go to his office?

He gives me something to make me feel better.

4. How do the people in our town feel about Dr. Goodman?

Everyone thinks he is great.

5. Why does Dr. Goodman call my mother?

He wants to know if I feel better.

6. What do Courtney and I talk to his father about?

We talk to him about how he became a doctor.

Teacher • Friend Publications, Inc. 36 TT-1322 Third Grade Basic Skills
Reading Comprehension and Reading Skills

Page 36

Name _____ Skill: Reading Comprehension

Read the story and answer the questions.

My family lives in the city. Each summer, I go to my uncle's farm. My uncle lives in the country. He has a very nice farm. When Uncle Joe and I were there, Uncle Joe takes me for a ride on his enormous tractor. He lets me feed his chickens. It is fun to watch him milk his cows. My sister, Molly, likes to go out by the lake to feed the ducks and watch them swim. She also likes to help gather eggs in the morning and bring them inside. Then Aunt Betty cooks the eggs.

My favorite thing when visiting Uncle Joe happens at night. All of the family gathers around the campfire and tells stories. Uncle Joe always tells on his farm. Sometimes he tells about how things have changed since he was a little boy. We tell Uncle Joe about our life in the city and what we have been doing all year.

1. The main idea of this story is:
a. Enjoy visiting Uncle Joe each summer.
b. I get to feed the chickens.
c. It's good to have a front porch.

2. Where does my family live?

They live in the city.

3. Where do we go each summer? How long do we stay there?

We go to Uncle Joe's farm for three weeks.

4. What does Molly like to do at the lake?

She likes to feed the ducks and watch them swim.

5. What does Aunt Betty do with the eggs that Molly has collected?

She cooks them.

6. What is my favorite thing about visiting Uncle Joe?

Sitting on the front porch and talking.

Teacher • Friend Publications, Inc. 37 TT-1322 Third Grade Basic Skills
Reading Comprehension and Reading Skills

Page 37

Name _____ Skill: Reading Comprehension

Read the story and answer the questions.

When Patty woke up this morning, there was not a cloud in the sky. The weather was perfect. Patty was excited because she had called her friend Jackie. "Let's have a picnic!" she said to Jackie. Jackie got on her bike and rode to Patty's house right away. The girls packed some sandwiches and juice for lunch. They found a big blanket that they could use to sit on. Jackie and Patty put all of their things into a large basket. The girls were ready to go. At a sudden, Jackie heard a noise. It was thunder. She looked out of the window. The sky had turned dark and it began to rain. "Oh, well," Jackie said. "It's too bad. We can't have a picnic today. We'll have to cancel our picnic on the living room floor. The girls had all day about their strange picnic. When Jackie was leaving, she told Patty that she wanted to have another picnic picnic next week. Patty said that was a good idea.

1. A good title for this story would be:
a. Get an Umbrella for Me!
b. The Perfect Day
c. Our Rainy Day Picnic

2. What was the weather like when Patty woke up?

The weather was nice.

3. What were the girls bringing on the picnic?

sandwiches, juice, a blanket

4. What happened when Patty and Jackie were ready to leave?

It began to thunder and rain.

5. What did the girls decide to do when it began to rain?

They decided to have the picnic inside the house.

6. Was the picnic ruined? Why or why not?

No-because the girls had a good time anyway.


Teacher • Friend Publications, Inc. 38 TT-1322 Third Grade Basic Skills
Reading Comprehension and Reading Skills

Page 38

Answer Key

Name _____ Skill: Reading Comprehension

Read the story and answer the questions.



There are so many ways to travel. The most common way to travel is probably in some type of motorized vehicle. If you are travelling with your family and you are not going far away, you could take a car. If you want to go somewhere with a lot of people, you could go in a van or bus. If you need to travel through the water, you could take a boat. Boats can take us to faraway lands. Submarines travel in the water also. They go way down deep into the water. Airplanes are also a great way to travel. Many people choose to fly in jet airplanes if they need to go far away and want to get there quickly. An airplane is fun to ride in because you can see the Earth from way up high.

- The main idea of this story is:
 - a. there are many ways to travel.
 - b. airplanes can go fast.
 - c. you should just stay at home.
- What type of transportation could you use to travel through the water?

a boat, a ship, a submarine
- Why might someone choose to travel in an airplane?

if they want to go far quickly
- Where can big ships take us?

to faraway lands
- Why is an airplane fun to ride in?

you can see the Earth from way up high
- What are five more ways that you can travel?


answers will vary _____

Teacher • Friend Publications, Inc. 39 TT-1322 Third Grade Basic Skills Reading Comprehension and Reading Skills

Page 39

Name _____ Skill: Reading Comprehension

Read the story and answer the questions.



In my family, we have two cats. One of our cats is big and orange. Our other cat is only a kitten. She is small and gray. When our cats first met, they were a little shy around each other. They would watch each other carefully through a big glass door. Soon, the orange cat started to approach the gray cat carefully. Our family was a little nervous about the gray cat because she was so small. After a few days, our cats started to play together. They chased each other sometimes and ran after butterflies together. They also like to play together and climb trees in the empty lot next door. When one of the cats is outside, the other cat looks sad. It walks around the house looking for the other cat and makes loud noises. I think it is calling the other cat. At night time, both of our cats always come inside. They are so cute when they lie next to each other sleeping. I think they have become best friends.

- A good title for this story would be:
 - a. We Did Not Know
 - b. Our Cats are Good Friends
 - c. The Glass Door
- What do our cats look like?

one is big and orange, one is small and gray
- How did our family feel when the cats first got together?

a little nervous
- What do the cats like to do together?

run after butterflies, climb trees, play together
- The word "approach" means:
 - a. jump on
 - b. move away from
 - c. come near to
- What would be good names for our two cats?


answers will vary _____

Teacher • Friend Publications, Inc. 40 TT-1322 Third Grade Basic Skills Reading Comprehension and Reading Skills

Page 40

Name _____ Skill: Reading Comprehension

Read the story and answer the questions.



My summer vacation last year was great! Almost every day, my two good friends, Bruce and Ricky, would come over to my house. We did so many fun things. On really hot days, we walked to Ricky's house and swam in his swimming pool. That was fun because Ricky has a diving board and a big water slide. When the weather was not so hot, we would go to the movies. One day, we went to see a movie I have never seen. My dad would also take us hiking on the trails near our house. The rocks we found there looked like real gold, but Dad said it was not gold. The last month of summer was the best part of all. All of our families got together and went on a camping trip. We all sat around the fire at night and told ghost stories while we roasted marshmallows. Now it is school time again, but every time that Bruce, Ricky, and I get together we talk about what a great summer we all had.

- The main idea of this story is:
 - a. roasted marshmallows taste good.
 - b. I had fun with my friends.
 - c. this was a good summer
- What time of year is it now?

It is school time.
- What did we do at Ricky's house?

We went swimming.
- Where did my dad take us?

He took us hiking.
- What was the best part of summer?

When we went on a camping trip.
- What did the boys do at night while camping?

They told ghost stories and roasted marshmallows.

Teacher • Friend Publications, Inc. 41 TT-1322 Third Grade Basic Skills Reading Comprehension and Reading Skills

Page 41