

## برنامج الاختبارات الوطنية 2017

# English Reading Sample Test

	اسم الطالب
	SIS رقم تعريف الطالب
	الشعبة
	الجنس (أنثى / ذكر)
	الصق هنا ملصق الكتيب للطالب الجديد

### Instructions

You have 60 minutes to complete this test.

Do not write in this booklet. Write all your answers in the separate answer booklet.

Some questions ask you to shade A, B, C or D in the answer booklet.



If you make a mistake, cross out the mistake and shade the correct bubble.

Some questions ask you to write your answer in the answer booklet.

Use a pencil or a blue or black pen to shade the bubbles and write your answers.

Listen to the instructions from your teacher.

This page is meant to be blank.

## PRACTICE QUESTIONS

Shade one bubble in your answer booklet.

ERPRA04

**P1** Where do you buy something to eat?

- A at the shoe shop
- B at the book shop
- C at the cake shop
- D at the computer shop

This is Ahmed. He is from Abu Dhabi but he lives in Dubai now. Ahmed is thirteen years old and is in Grade eight.

Ahmed loves watching movies. He likes action movies and documentaries. His favorite movies are comedies because he likes to laugh.



ERPRA05

**P2** Ahmed is ..... years old.

- A 8
- B 9
- C 13
- D 30

ERPRA06

**P3** In which city does Ahmed live?

Write the answer in your answer booklet.

ERPRA07

**P4** Which movies does Ahmed like best – action movies, documentaries or comedies?  
Why does he like them best?

In your answer booklet tick the box beside ONE type of movie and give a reason for your answer, referring to the text.

**STOP HERE. WAIT FOR YOUR TEACHER'S INSTRUCTIONS.**

TEST STARTS HERE

# GRAMMAR AND VOCABULARY

Shade one bubble in your answer booklet.

ERGRA100

1

Giving a talk means ..... a speech.

- A makes
- B making
- C make
- D is making

ERGRA101

2

If you lose your hat  
I ..... you another one.

- A is buying
- B will buy
- C going to buy
- D don't buy

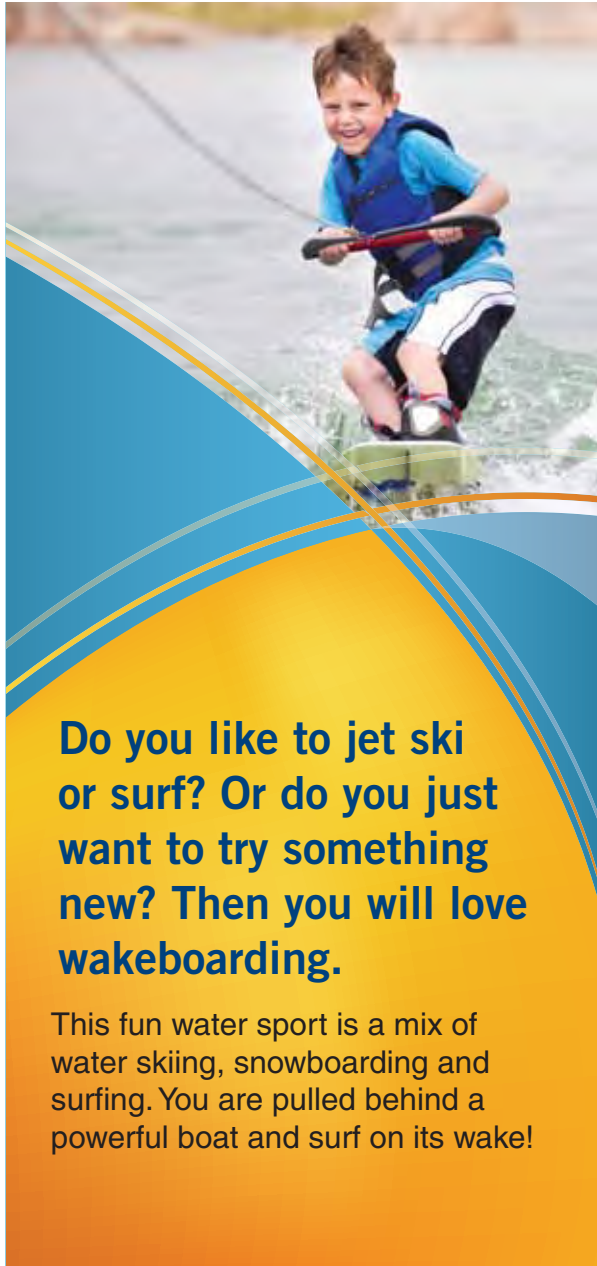
ERGRA103

3

How often do you check your email?

- A once a day
- B last week
- C yesterday
- D one day

# WAKEBOARDING FOR KIDS



**Do you like to jet ski or surf? Or do you just want to try something new? Then you will love wakeboarding.**

This fun water sport is a mix of water skiing, snowboarding and surfing. You are pulled behind a powerful boat and surf on its wake!

## **What you will do**

After a short training session with a fully qualified and experienced instructor on land, you will hit the water. You will learn to stand up on your board, to move around with it and to jump the wakes. It's amazing how quickly you will learn to balance and jump.

## **Group size**

Only you and your instructor. You can bring your family and friends to watch.

## **How long does the training take?**

About 60 minutes. There are two daily sessions on the water (10 to 15 minutes each).

## **When can you do it?**

All year. Buy tickets about 4 weeks before the holidays if you want to learn wakeboarding then.

## **You will need to ...**

- be at least 10 years old
- be fit and healthy
- be a good swimmer
- have a minimum shoe size 34

**FOR QUESTIONS 4 TO 17, LOOK AT WAKEBOARDING FOR KIDS**

Shade one bubble in your answer booklet.

ERWFK01 IN

**4**

“You are pulled behind a powerful boat and surf on its wake!”

What is a “wake”?

- A** calm water
- B** a long rope
- C** a wave made by a boat
- D** a board to ride the waves

Shade one bubble in your answer booklet.

ERWFK02 RV

**5** What will you learn to do first?

- A** move around
- B** stand up
- C** jump
- D** swim

ERWFK03 VC

**6** "... you will hit the water."

This means that you will

- A** go for a swim.
- B** fall into the water.
- C** move to the water.
- D** flap your arms in the water.

ERWFK04 RV

**7** How long does the training take?

- A** about 10 minutes
- B** about 15 minutes
- C** about 30 minutes
- D** about 60 minutes

ERWFK05 RV

**8** You can invite your friends to

- A** watch you.
- B** teach you.
- C** help you.
- D** train with you.

ERWFK06 IN

**9** What happens in the holidays?

- A** There are no classes.
- B** There are more classes.
- C** Classes are more popular.
- D** Classes are more expensive.

Shade one bubble in your answer booklet.

ERWFK07 IN

**10**

Read the last part of the text.

“You will need to...”

This part explains

- A** who can do the training.
- B** what you do in the training.
- C** where you go for the training.
- D** how you sign up for the training.

ERWFK08 RE

**11**

Which of these children can learn wakeboarding?

- A** Mona, 9 years old, shoe size 32
- B** Simon, 8 years old, shoe size 34
- C** Fatima, 10 years old, shoe size 33
- D** Hassan, 11 years old, shoe size 35

# HELLO BOY



Mrs Brown loved living in the mountains with the animals and birds. Her favourite was the lyre bird that lived in her garden. Every day she said “hello boy” to the bird, and the bird repeated her greeting back. He also used to jump onto a platform she had built. The lyre bird would lift his long, long tail feathers over his head and sway from side to side as he sang his songs. He mimicked other animals that lived there – a parrot’s laugh, a cat’s purr - and even two men talking.

The parrot lived in a tree outside Mrs Brown’s front door. He used to laugh every morning when she stepped outside, and it was this sound the lyre bird would copy. There was also the black and white cat that had grown up with the parrot. They were the best of friends and often enjoyed the morning sunshine together.

One day Mrs Brown got sick. She was sick for a very long time. During that time the lyre bird built a mound of soil and twigs outside her bedroom window. Every day Mrs Brown’s friend came and stood on the mound, and sang to her there. The cat and the parrot also joined the lyrebird, and together the three of them would wait patiently for her to get up and come to the window. Mrs Brown slowly got better, and after a while she was back outside enjoying nature again. She believed the singing from the lyre bird, the laughing of the parrot and the purring of the cat helped her to recover.



**FOR QUESTIONS 12 TO 17, LOOK AT HELLO BOY.**

Shade one bubble in your answer booklet.

ERBOY01 IN

**12** What is this text mainly about?

- A mountains
- B friendship
- C illness
- D nature

ERBOY02 IN

**13** “Hello Boy” refers to

- A the parrot.
- B the cat.
- C the lyre bird.
- D the man.

ERBOY03 RV

**14** What type of tail feathers does the lyre bird have?

- A long
- B heavy
- C colourful
- D beautiful

ERBOY04 VC

**15** What does the word “mimic” mean?

- A to sing
- B to copy
- C to sway
- D to laugh

Shade one bubble in your answer booklet.

ERBOY05 RV

16

Who grew up together?

- A Mrs Brown and the lyre bird
- B the parrot and the lyre bird
- C the parrot and the cat
- D Mrs Brown and the men

ERBOY06 CR

17

What did the lyre bird build?

Write your answer in the answer booklet

# IN THE DESERT

- 1 His patient search had taken him to an isolated group of sand dunes, deep in the desert. Something about one of them aroused his curiosity. It seemed too neat, somehow, almost man-made. And if that was the case – what did the sand dune hide?
- 5 After hours of solitary labour Zaki had found the answer.
- It hid a pyramid. Smaller than most, admittedly, but still – an entire pyramid, untouched for thousands of years!
- Zaki had a feeling that this pyramid had been deliberately concealed. What treasures it must hold!
- 10 His patient work had cleared the sand and rubble from the pyramid's tip. Now, listening intently, Zaki tapped the side of the pyramid with his hammer. The sound rang hollow.
- Zaki nodded in satisfaction. The pyramid would be honeycombed with passages, leading to a central burial chamber.
- 15 What would he find there? A solid gold coffin, perhaps, decorated with precious jewels ...



**FOR QUESTIONS 18 TO 24, LOOK AT IN THE DESERT.**

Shade one bubble in your answer booklet.

ERDES01

- 18** What was unusual about the sand dune?
- A** its age
  - B** its size
  - C** its shape
  - D** its location

Shade one bubble in your answer booklet.

ERDES02

**19** What did the sand dune hide?

Write the answer in your answer booklet.

ERDES03

**20** “After hours of solitary labour Zaki had found the answer.” (line 5)

How did Zaki find the answer?

- A by digging
- B by thinking
- C by walking around
- D by asking someone

ERZAK04

**21** What does “concealed” mean in line 8?

- A opened
- B hidden
- C found
- D built

ERDES05

**22** Which statement is true about Zaki and pyramids?

- A He is scared of them.
- B He is worried about them.
- C He has experience with them.
- D He has never seen one before.

ERDES06

**23** Which word best describes Zaki?

- A honest
- B reliable
- C generous
- D determined

Shade one bubble in your answer booklet.

ERDES07

**24**

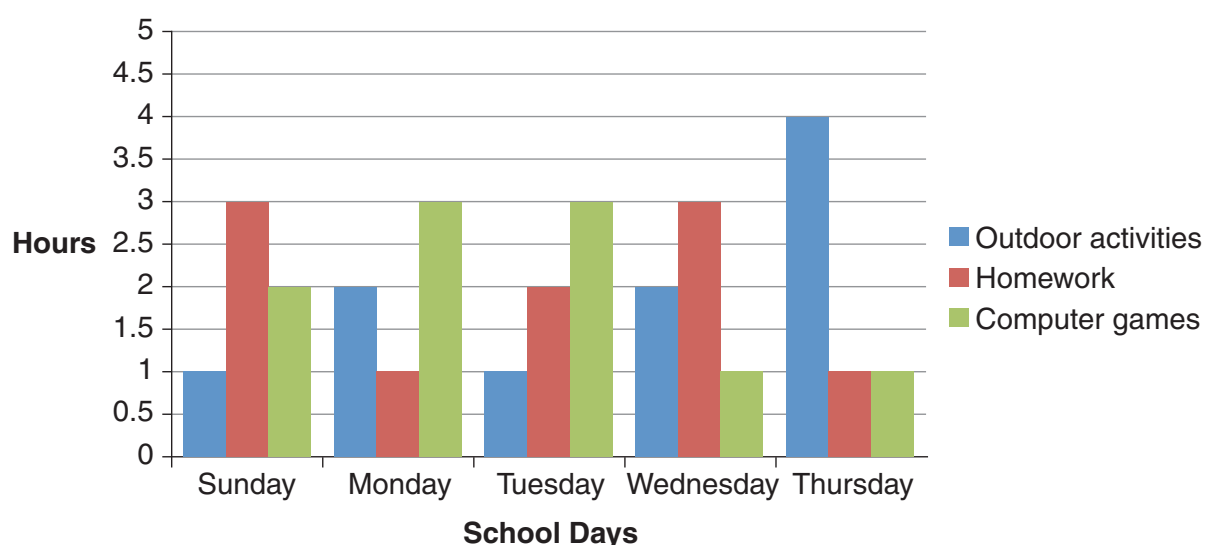
Look at the last two sentences of the text.

How is Zaki feeling here?

- A** hopeful
- B** shocked
- C** surprised
- D** disappointed

# STUDENTS AFTER SCHOOL

Four teachers are discussing their research about what students do after school.



## Mr Ahmed:

Our results show that students spend the most time doing homework on Sundays and Wednesdays. I think they should be doing three hours homework every night. I mean, look at what's happening on Mondays when students return home!

## Mr Salim:

I think it's acceptable for students to be outdoors on Thursdays because it's the start of the weekend. It's better that students take part in outdoor activities then, rather than during the week! We can see they don't spend much time outside on Sundays when they're back at school.

## Miss Sara:

I believe time spent on the computer can be enjoyable for students. Our research shows students play computer games every day, and they play more on Mondays and Tuesdays. But it's a shame they're not using the computer for study on those days.

## Miss Fouzia:

Well they could be. Let's do another survey that looks at this in more detail. We need to see how often the students use the computer for study purposes.

**FOR QUESTIONS 25 TO 32, LOOK AT STUDENTS AFTER SCHOOL.**

Shade one bubble in your answer booklet.

ERSTU01 IN

**25** What does the graph show?

- A how much time students spend on activities
- B how much time students spend at school
- C how many students study after school
- D how many students do each activity

ERSTU02 RV

**26** Students do less outdoor activities on

- A Mondays.
- B Tuesdays.
- C Wednesdays.
- D Thursdays.

ERSTU03 RV

**27** How many hours do students play computer games on Sundays?

- A 1 hour
- B 1.5 hours
- C 2 hours
- D 3 hours

ERSTU04 IN

**28** Mr Ahmed wants students to do more homework

- A twice a week.
- B once a day.
- C every night.
- D once a week.

Shade one bubble in your answer booklet.

ERSTU05 VC

**29** Look at what Mr Salim says. What does “acceptable” mean?

- A responsible
- B suitable
- C enjoyable
- D valuable

ERSTU06 IN

**30** Which teacher would like more research carried out?

- A Mr Ahmed
- B Mr Salim
- C Miss Sara
- D Miss Fouzia

ERSTU07 IN

**31** When Miss Sara says ‘it’s a shame” she feels

- A excited.
- B shocked.
- C surprised.
- D disappointed.

ERSTU08 IN

**32** What will future research look at?

- A using a computer for study
- B types of outdoor activities
- C hours of homework per day
- D family activities in the home



# ABU DHABI ACTIVITIES



The screenshot shows a web browser window with the address bar displaying <http://www.abudhabiactivities.nap/kids>. The browser's toolbar includes buttons for Back, Forward, Stop, Refresh, Home, AutoFill, Print, and Mail. The website's header features a green banner with the text "ABU DHABI ACTIVITIES". Below the banner is a navigation menu with links: For Ladies, For Men, **For Kids** (highlighted), For Teachers, Pictures, and Contact. The left sidebar contains a vertical menu with links: Favorites, History, Search, Scrapbook, and Page Holder. The main content area lists four activities:

- Sailing** at the Abu Dhabi International Sailing School
  - Location:** Opposite Marina Mall
  - Timing:** by appointment
  - Prices:** Lessons from AED 100 for 2.5 hours
  - Age:** For kids 8+ (must have good swimming ability)
- Pottery:** Learn to make bowls, cups and more at Abu Dhabi Pottery
  - Location:** Khalidiya Gardens
  - Timing:** Sat 10.30am-11.30am; 4.30pm-5:30pm;
  - Prices:** AED 400 per month
  - Age:** For kids 5+
- Swimming** at the Beach Club and Le Meridien
  - Location:** Beach Rotana Hotel & Towers and Le Meridien Abu Dhabi Hotel
  - Timing:** Daily 8am-9pm
  - Prices:** AED 110 per lesson
  - Age:** For kids 2+
- Martial Arts** at the Abu Dhabi Combat Club
  - Location:** Near Immigration Office, Al Mushrif
  - Timing:** Judo: Sun-Thu 5pm-6pm  
Kickboxing: Sun-Fri 7pm-8pm
  - Prices:** AED 225 for 10 classes (non-members)  
AED 180 for 10 classes (members)  
Introductory class AED 20
  - Age:** For kids 8+ (Judo) and 14+ (Kickboxing)

**FOR QUESTIONS 33 TO 37, LOOK AT ABU DHABI ACTIVITIES.**

Shade one bubble in your answer booklet.

ERABU01

**33** These activities are for

- A kids.
- B men.
- C ladies.
- D teachers.

ERABU02

**34** What activity is offered in two locations?

- A Sailing
- B Pottery
- C Swimming
- D Martial Arts

ERABU03

**35** “For kids 8+”

What does this mean?

- A for up to eight kids
- B for more than eight kids
- C for kids up to eight years old
- D for kids at least eight years old

ERABU04

**36** Martial Arts is cheapest when you

- A train on Thursdays.
- B become a member.
- C train in a group.
- D do ten classes.

ERABU05

**37** What kind of information may be in “Contact”?

- A a price list
- B a photo gallery
- C a telephone number
- D a description of activities

# GREEN THUMB GARDENING

## Green Thumb's NEW Nutrient Solution

Join the latest gardening craze – a super-easy way to grow plants indoors without soil!

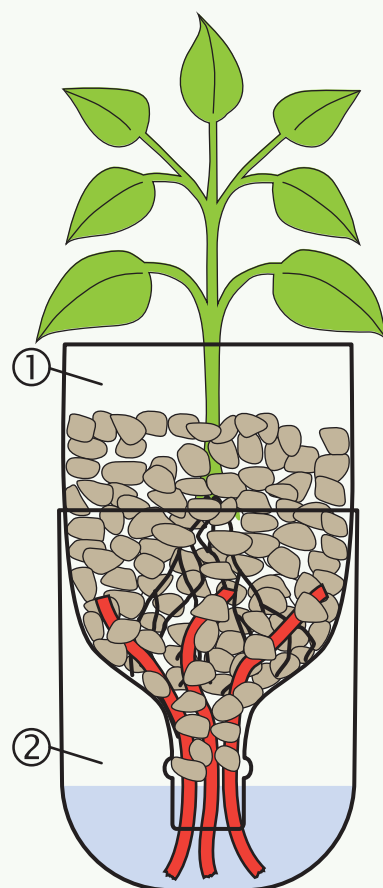
- No weeds
- No insects
- No over-watering
- No gardening skills required

All you need is the new **Green Thumb's Nutrient Solution**. Pick up your free sample\* by March 31 when shopping at Green Thumb Gardening Dubai.



### Make a bottle garden with our Nutrient Solution:

1. Remove the cap from **a large plastic bottle**. Cut the bottle in half.
2. Put the top half of the bottle (①) upside down into the bottom half (②).
3. Hold **three thin fabric strips** (e.g. from old clothing) inside the top half while pushing the other ends through the small opening.
4. Half-fill the top with **small stones** while holding onto the fabric strips.
5. Take a small plant and gently rinse its roots to remove the soil. Put it on the stones with the roots touching the fabric strips. Add more stones to keep the plant in place.
6. Mix one teaspoon of **Green Thumb's Nutrient Solution** with  $\frac{1}{2}$  litre of water.
7. Pour half the mixture into your bottle garden. Make sure the bottom ends of the fabric strips sit in the mixture so that the mixture can reach the plant's roots.
8. Put the bottle garden in a sunny spot. As your plant grows, add more of the mixture as needed.



\* with any purchase over AED 150

**FOR QUESTIONS 38 TO 43, LOOK AT GREEN THUMB GARDENING.**

Shade one bubble in your answer booklet.

ERGRT01

**38** Look at the bullet point list (•) at the start of the text.

What is its purpose?

- A to give a warning
- B to list ingredients
- C to show advantages
- D to explain a process

ERGRT02

**39** Look at the last bullet point in the list.

Which word means the same as “required”?

- A used
- B needed
- C learned
- D practised

ERGRT03

**40** Look at paragraph 3.

“Pick up your **free sample\*** by March 31”

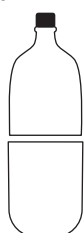
What is the purpose of the \* here?

- A to show that a word is missing
- B to show that it is the start of a list
- C to focus on the words “free sample”
- D to tell you there is more information

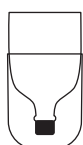
ERGRT04

**41** Look at the bottle garden instructions.

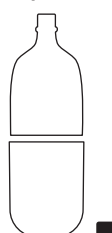
Which picture shows the bottle at the end of Step 1?



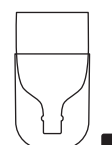
A



B



C



D

Shade one bubble in your answer booklet.

ERGRT05

**42** In Step 4, why do you only “Half-fill the bottle top with small stones”?

- A** so you can add soil to it
- B** so you can put the plant in
- C** so you can fill it up with water
- D** so you can reach the small opening

ERGRT06

**43** What is the purpose of the fabric strips?

- A** to keep the stones dry
- B** to protect the plant roots
- C** to bring water to the plant
- D** to stop the stones from falling out

**TEST ENDS HERE**

## GRADE 9

Question Number	Answer
1	B
2	B
3	A
4	C
5	B
6	C
7	D
8	A
9	C
10	A
11	D
12	B
13	C
14	A
15	B
16	C
17	See next page
18	C
19	See next page
20	A
21	B
22	C
23	D
24	A
25	A
26	B
27	C
28	C
29	B
30	D
31	D
32	A
33	A
34	C
35	D
36	B
37	C
38	C
39	B
40	D
41	C
42	B
43	C

## HELLO BOY

### Q17 ERBOY06 CR

What did the lyre bird build?

Write your answer in the answer booklet

---

#### Code 1

- A mound of soil and twigs.
- A mound. / A mound of soil.
- A heap of soils and twigs.
- A pile of soil and twigs.

#### Code 0

- Soil and twigs / Twigs
  - A nest. / A house
  - A platform.
  - A mountain.
  - Any other answer.
- 

## IN THE DESERT

### Q19 ERDES02

What did the sand dune hide?

Write the answer in your answer booklet.

---

#### Code 2 Refers to a pyramid

- pyramid
- an entire pyramid
- It hid a pyramid.
- an entire pyramid, untouched for thousands of years (quote ok)

#### Code 1 Refers to treasure

- treasure
- treasures

#### Code 0 Vague incorrect or irrelevant responses

- the answer
- sand
- a secret
- gold
- gold coffin
- precious jewels
- Any other answer.



دولة الإمارات العربية المتحدة  
وزارة التربية والتعليم  
إدارة الاختبارات الوطنية والدولية  
برنامج الاختبارات الوطنية  
[www.moe.gov.ae](http://www.moe.gov.ae)

حقوق الطبع محفوظة © لوزارة التربية والتعليم، إ.ع.م.