


Letter B

Learning Pack



2 Piece Puzzles

B



Barn

© Fun with Mama

b



baby


B



Boat

© Fun with Mama


b



basket

3 Piece Puzzles

B



b

© Fun With Mama

B




b

B



b


B



b



© Fun With Mama

4 Piece Puzzle

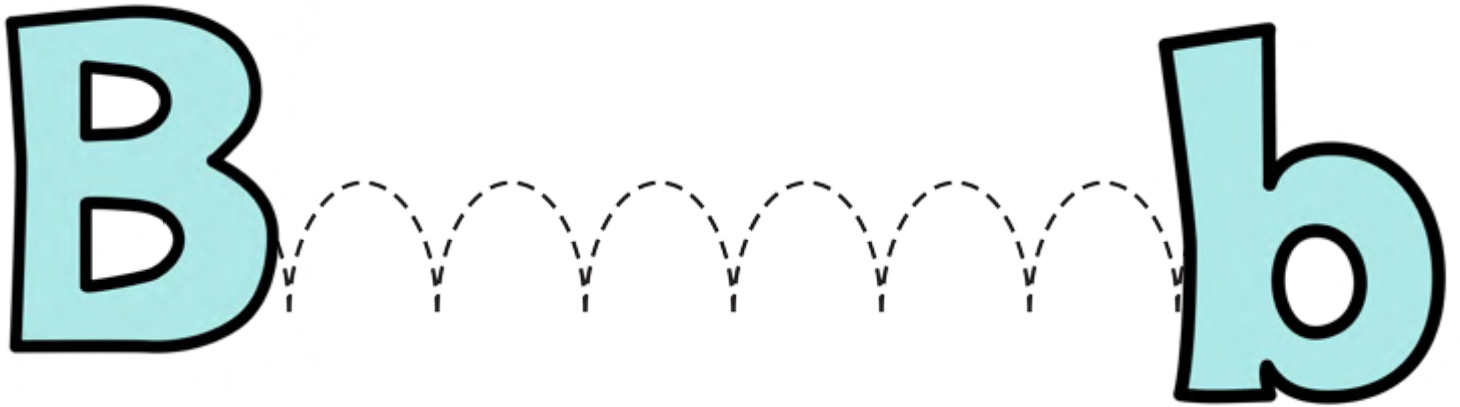
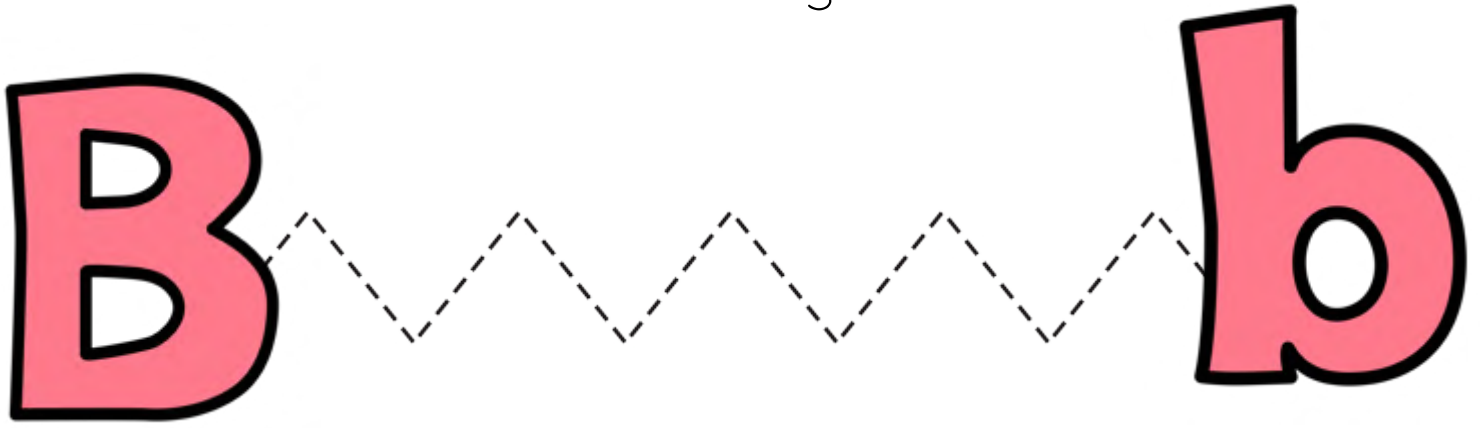


© Fun With Mama

4 Piece Puzzle



Tracing





Cutting Practice




Maze

B



Maze


b




3 Part Cards - Whole



barn



basket



bike




boots



boat



baby



button



bow




bee

3 Part Cards - Split




© Fun With Mama

barn



© Fun With Mama

basket



© Fun With Mama

bike



© Fun With Mama

boots




© Fun With Mama

boat



© Fun With Mama

baby




© Fun With Mama

button



© Fun With Mama

bow




© Fun With Mama

bee

Puzzle Cards - Two Piece




© Fun With Mama



© Fun With Mama



© Fun With Mama



© Fun With Mama



© Fun With Mama




© Fun With Mama

© Fun With Mama

Puzzle Cards - Four Piece



© Fun With Mama




© Fun With Mama



© Fun With Mama



© Fun With Mama





© Fun With Mama



© Fun With Mama

© Fun With Mama

Size Sequencing Cards

A large, orange, stylized uppercase letter 'B' with a thick black outline, centered within a white rectangular box.A medium-sized, orange, stylized uppercase letter 'B' with a thick black outline, centered within a white rectangular box.A small, orange, stylized uppercase letter 'B' with a thick black outline, centered within a white rectangular box.A very large, orange, stylized uppercase letter 'B' with a thick black outline, centered within a large white rectangular box.

Cut out and
sort according
to size.

Size Sequencing Cards

b

b

b

b





Cut out and
sort according
to size.

Size Sequencing Cards







Cut out and
sort according
to size.

Size Sequencing Cards



Cut out and
sort according
to size.

Size Sequencing Cards



Cut out and
sort according
to size.

Size Sequencing Cards




Cut out and
sort according
to size.

Size Sequencing Cards






Cut out and
sort according
to size.

Size Sequencing Cards



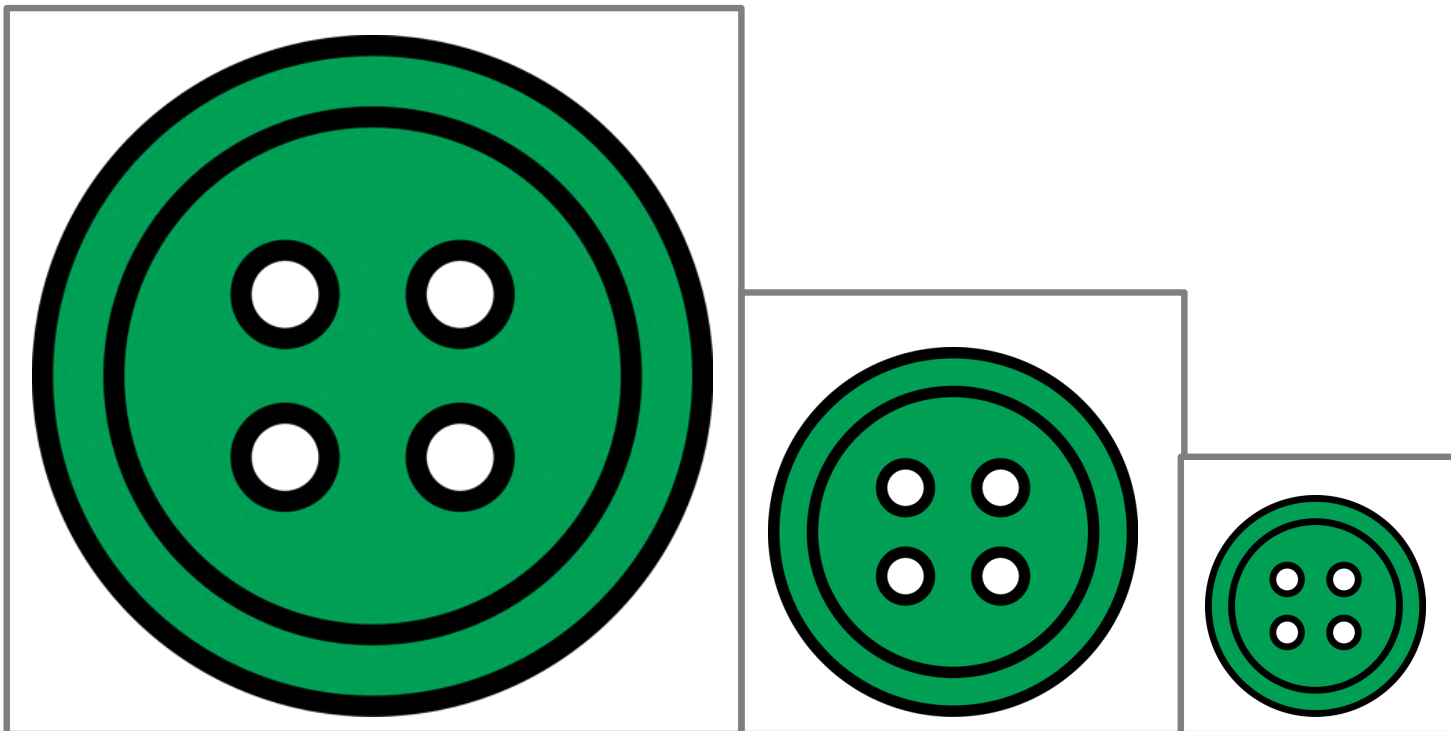
Cut out and
sort according
to size.

Size Sequencing Cards






Cut out and
sort according
to size.

Size Sequencing Cards




Cut out and
sort according
to size.

Size Sequencing Cards




Cut out and
sort according
to size.


Counting Puzzle. Print, cut out on solid black lines, laminate for durability and put the puzzle together in the correct number order.



Counting Puzzle. Print, cut out on solid black lines, laminate for durability and put the puzzle together in the correct number order.








Counting Puzzle. Print, cut out on solid black lines, laminate for durability and put the puzzle together in the correct number order.




© Fun with Mama

3	6	9	12	15	18	21	24	27	30	33
---	---	---	----	----	----	----	----	----	----	----


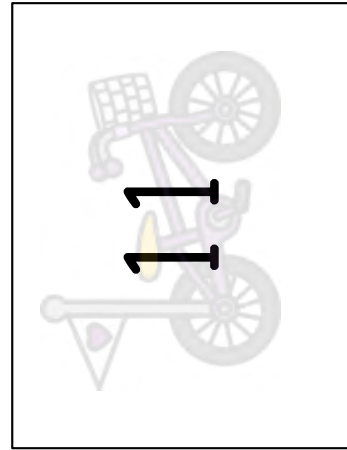






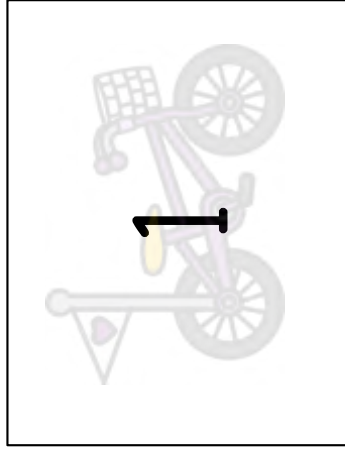
Counting Puzzle. Print, cut out on solid black lines, laminate for durability and put the puzzle together in the correct number order.

	s
	t
	o
	o
	b





Counting Puzzle. Print, cut out on solid black lines, laminate for durability and put the puzzle together in the correct number order.

	n
	r
	a
	b

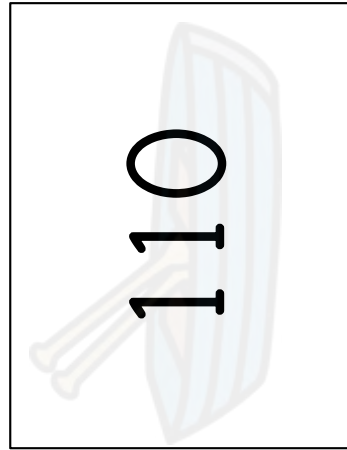
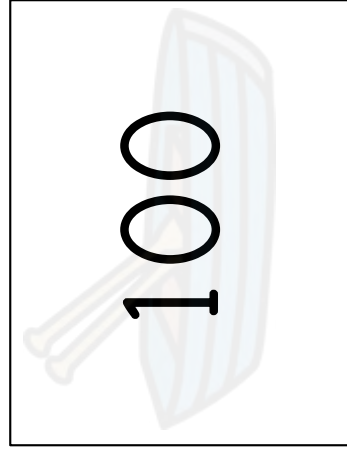
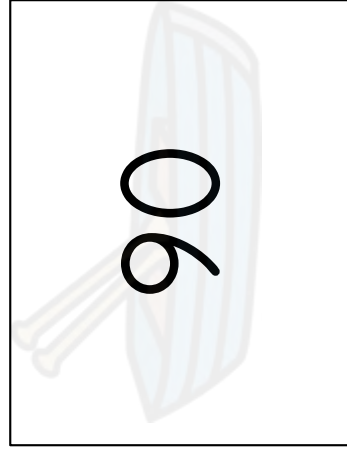

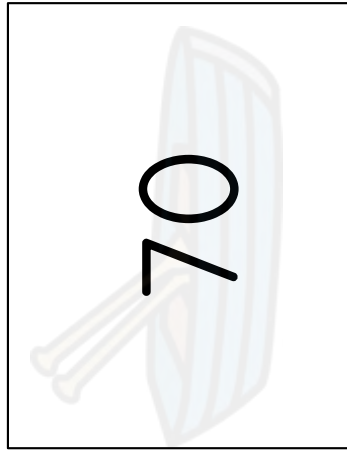

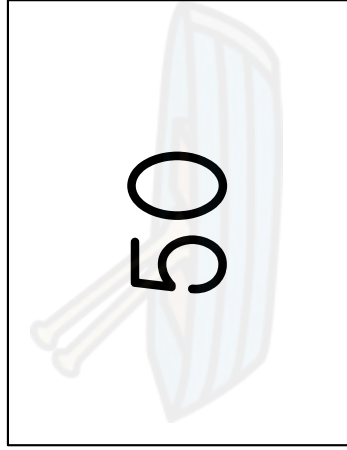


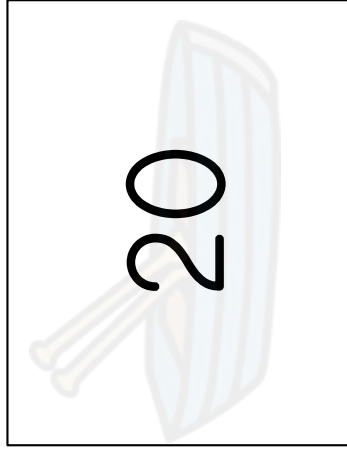

Cut and Paste the Missing Numbers



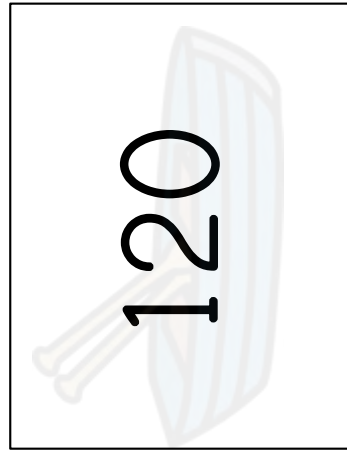
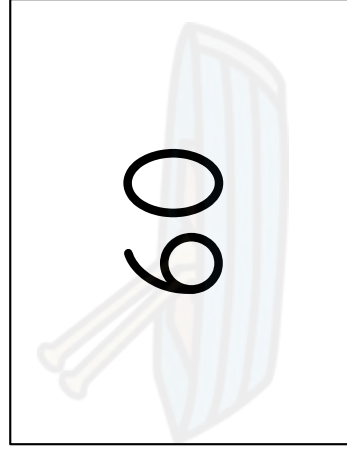
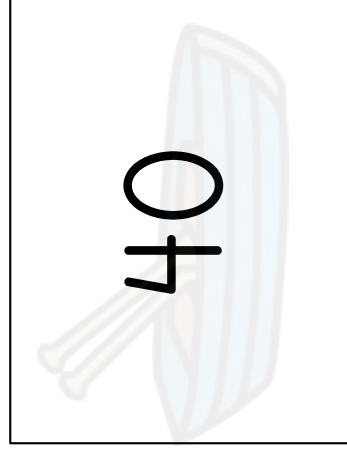


Cut and Paste the Missing Numbers



Cut and Paste the Missing Numbers



Cut and Paste the Missing Numbers – ANSWER CARDS



Count and Clip Cards



1


0

2

2

4

3



© Fun With Mama

5

3



4

2

4

3

Count and Clip Cards



5


8

7

9

6

5



© Fun With Mama

8

7



9

8

9

10

Count and Clip Cards



8



9

7

8

9

10



© Fun With Mama

11

9


10

9

12

11

Count the Objects



Addition

Shade the circle with the correct answer.



+



=


1

2


1

2

3



+



=

3

2


4

5

6



+



=

1

3

3

5

4

Addition

Shade the circle with the correct answer.



+



=

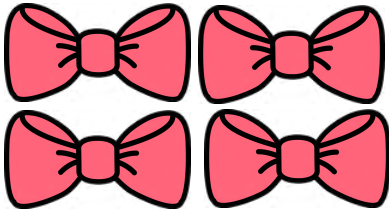
1

1

2

3

1



+



=


4

2

5

6

4



+



=

4

1

5

6

7

Subtraction -

Shade the circle with the correct answer.



-



=


2

1


0

1

2



-



=


4

1

1

3

2



-



=

3

1

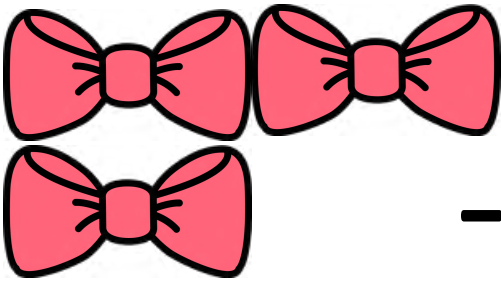
1

0

2


Subtraction -

Shade the circle with the correct answer.



3

-



1

=

4

1

2



2

-


0

=

1


0

2



3

-





2


=


0


1


2



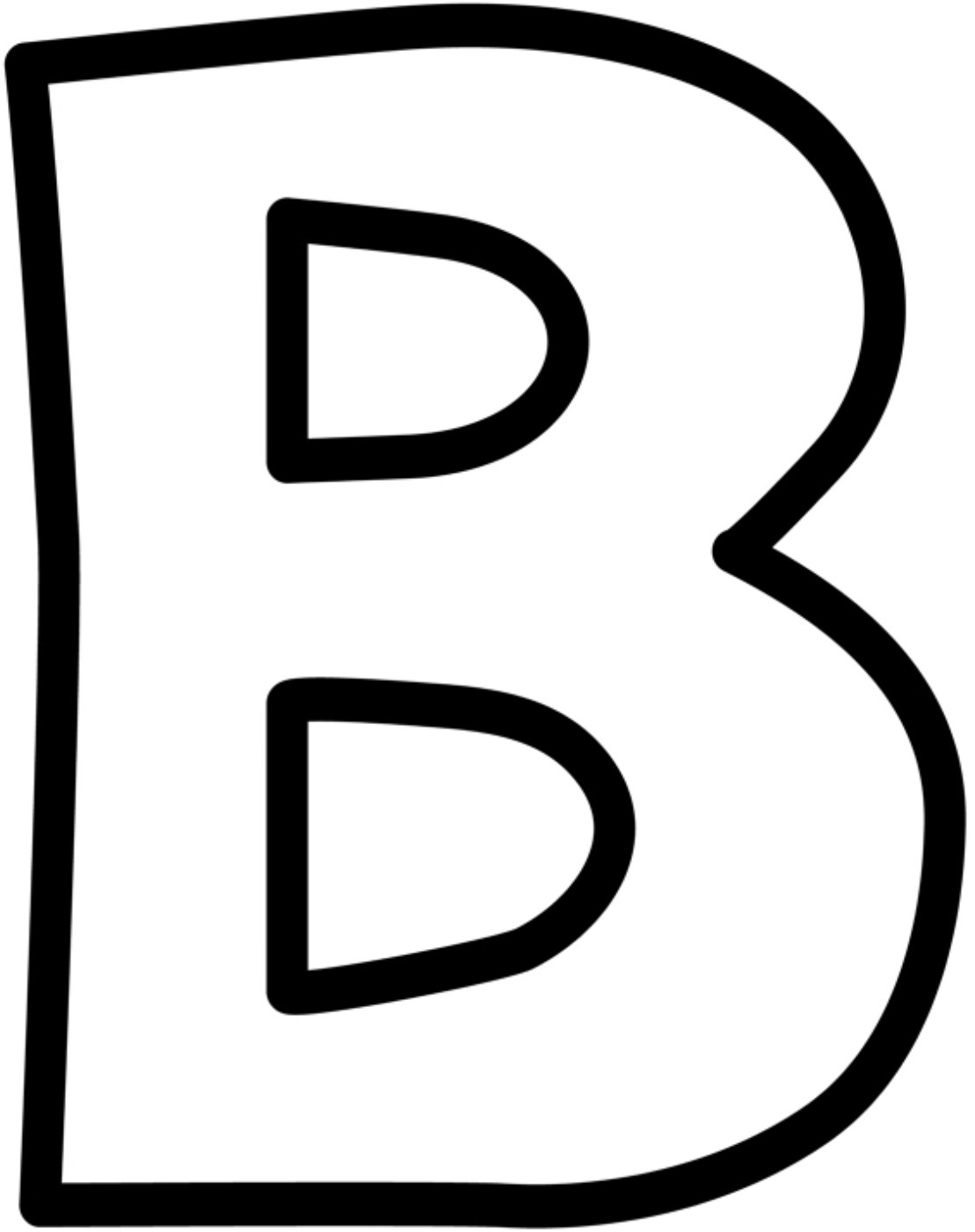










lowercase b




uppercase B




baby




barn



basket




bike




boat




boots



bow




button




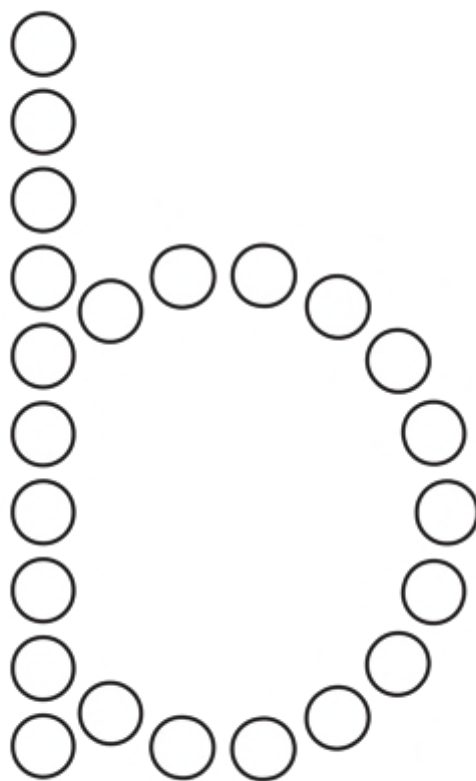
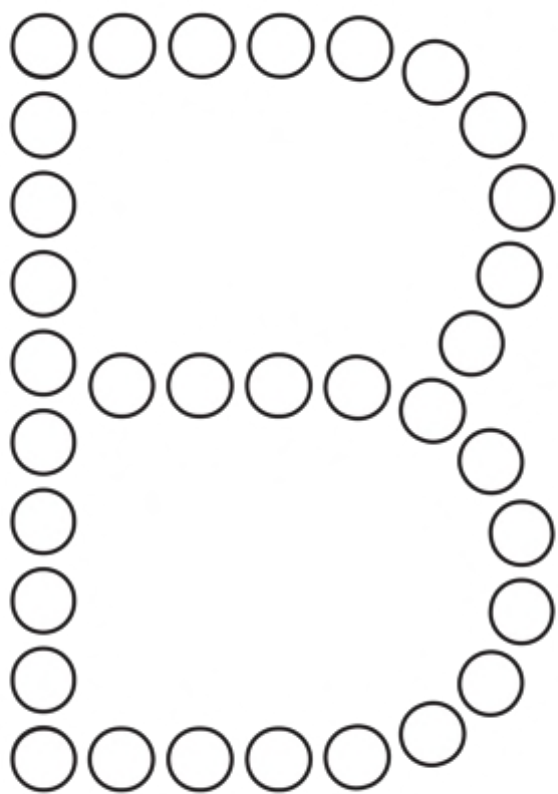
b e e

Shade the letter then cut it out on the dotted line.

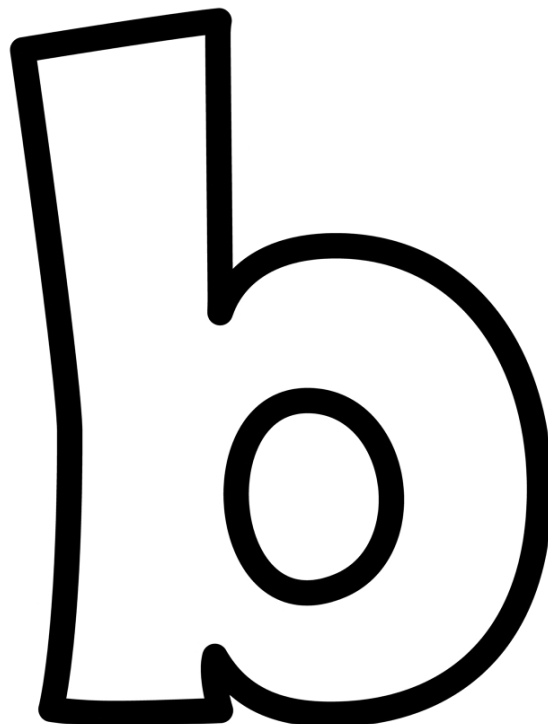
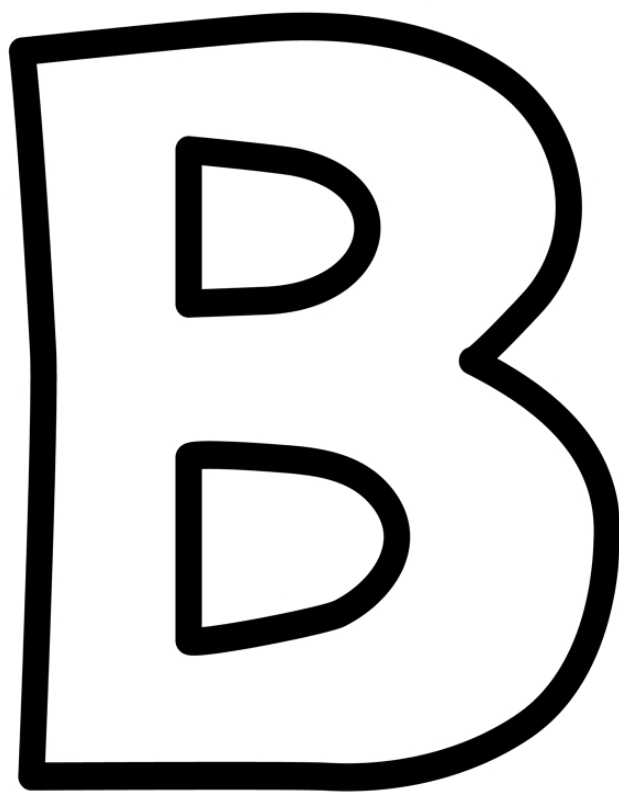


Shade the letter then cut it out on the dotted line.

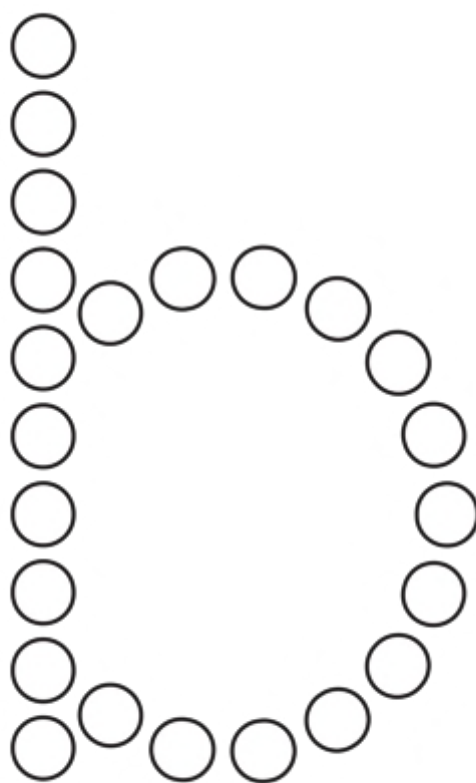
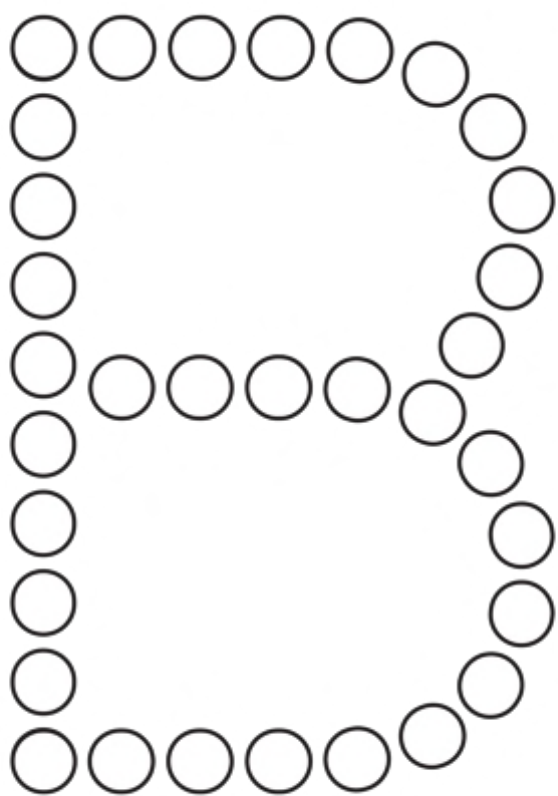





Play Dough Letter Activity



Play Dough Letter Activity



Fingerprint Letter Activity



Push Pin Letter Activity

Cutting Practice - Cut out all the dotted lines to create 6 strips. Then have child cut in between the shaded areas.



Color Matching Cards

B

b

B

b

B

b

B

b

Color Matching Cards

B

b

B

b

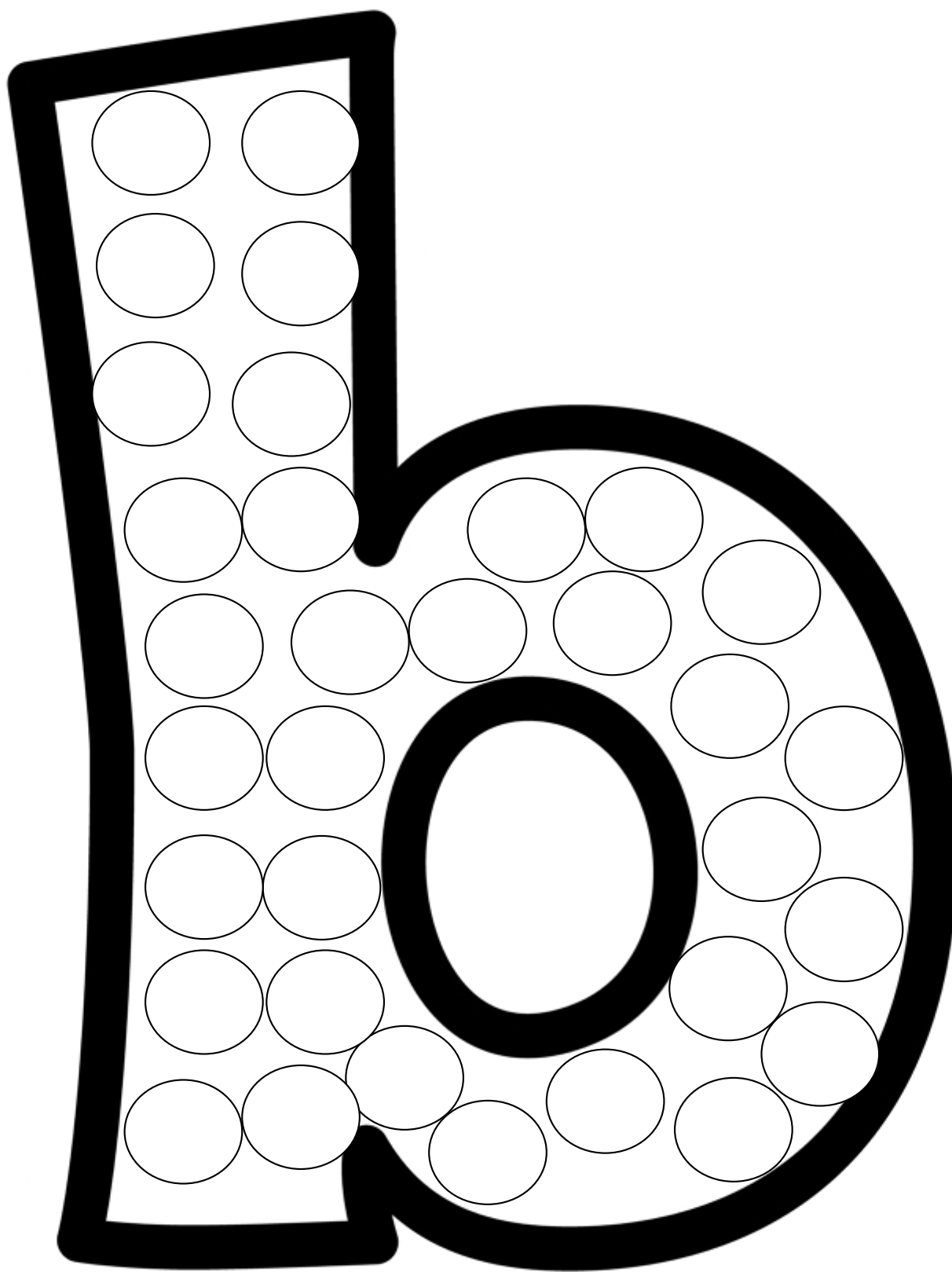
B

b

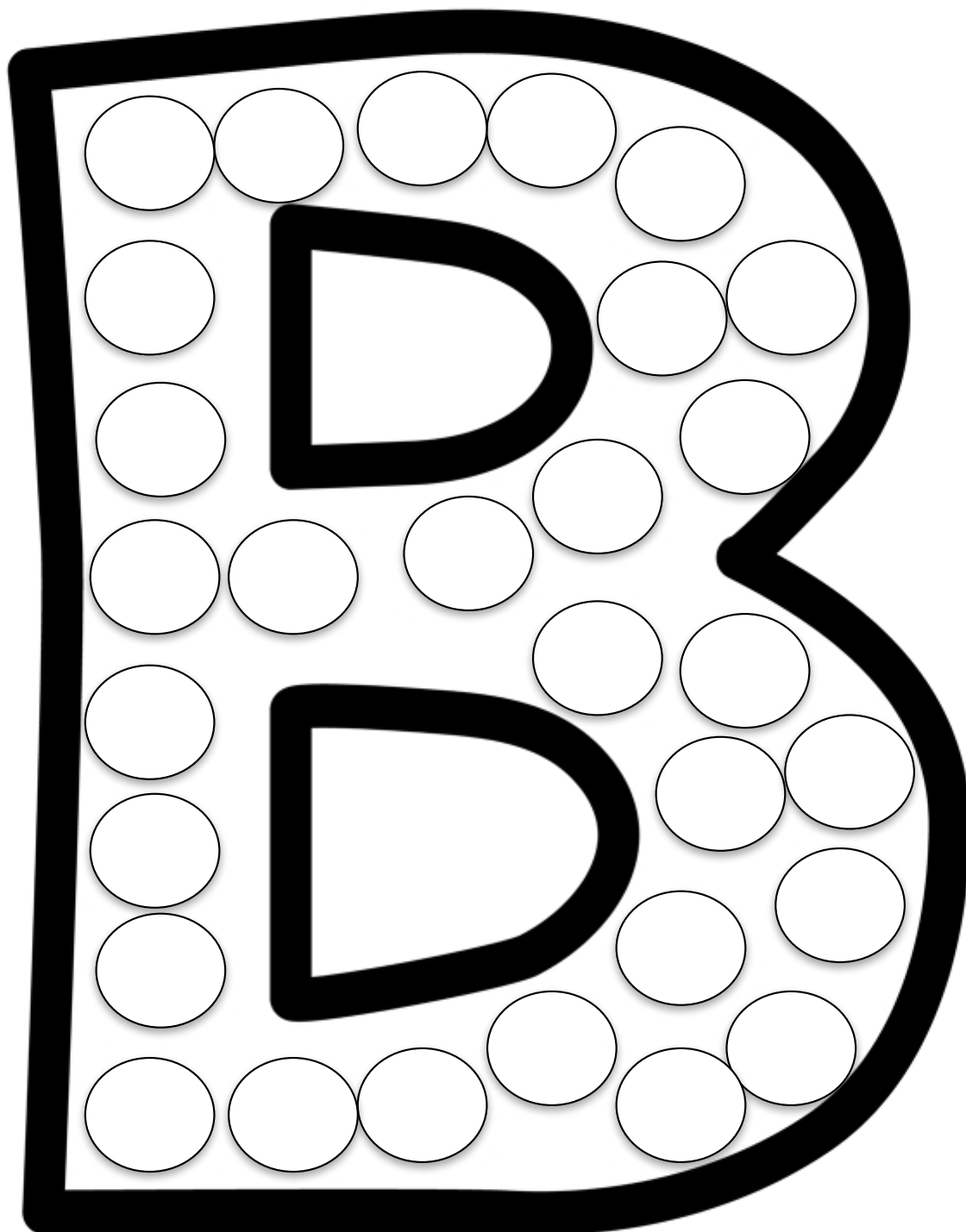
B

b


Do-A-Dot




Do-A-Dot








Do-A-Dot




Do-A-Dot




Do-A-Dot




Do-A-Dot




Coloring Activity – Color the picture in to match the color indicated.




red




blue




green




yellow




purple




black



white









grey




pink

Shade the Pictures that Begin with the Letter b




See and Stamp

Dot / Color all the uppercase letter B




See and Stamp


Dot / Color all the lowercase letter b



Follow the lowercase b to get to the bike.

b	b	b	y
f	o	b	u
d	y	b	s
w	j	b	e
d	q	b	i
d	r	b	

Follow the uppercase B to get to the boots.

B	D	C	V
B	B	W	S
P	B	O	H
G	B	B	B
O	P	R	B
E	S	D	

Sort the Letters into the correct columns.

Cut out the boxes below
and paste them into the
correct column.

Uppercase B

Lowercase b

B

b

B

b

b

B

B

b

B

b

Trace the Letters

B


B B B

b

b b b



barn



bike


Trace the Letters




boots



baby




boat

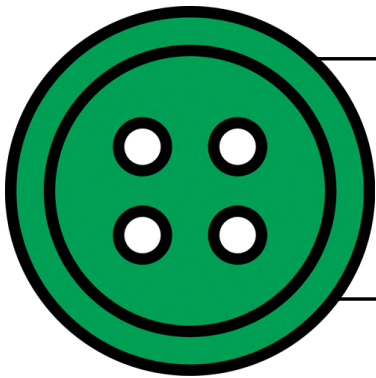


basket


Trace the Letters



bow




button



bee

Blank handwriting practice lines consisting of a solid top line, a dashed middle line, and a solid bottom line.







Handwriting practice lines consisting of solid top and bottom lines with a dashed middle line. There are five sets of these lines for practice.



Handwriting practice lines consisting of solid top and bottom lines with a dashed middle line. There are five sets of these lines for practice.

I Can Write the Letter

B b


B b B b B b

B B B B B B B B

b b b b b b b b

Things that Start with B b:

--	--	--	--



Barn

barn




barn barn barn

This is a


big red

barn.



Basket

basket




basket basket

This basket is


full of yummy

food.



Bike


bike



bike bike bike bike

Can you ride a

bike?



Baby

baby




baby baby baby

Do you have a

baby

brother

or sister?



Boat


boat



boat boat boat

A boat floats on

water.



Boots

boots



boots boots

My boots


I keep my

feet

warm.



Bow




bow


bow bow bow

This is a pretty

pink bow.



Button




button

button button

Can you do your

button up

please?



Bee

bee




bee bee bee bee

A bee collects

pollen from

flowers.



© 2017 Stacey Jones at A Moment In Our World for Fun with Mama



All rights reserved. No part of this book may be reproduced, stored or transmitted in any form by any means without prior permission of the publisher.

This workbook is licensed for personal/family use only.

YOU MAY:

- Use these files for personal use only.
 - Use in your personal classroom
- Download the files to your personal computer.
- Print as many copies as you would like to use for your personal use.
- Direct other to our website: www.amomentinourworld.com

YOU MAY NOT:

- Edit any of these printables.
- Share the files with anyone else.
- Store or sell them on any website.
 - Claim them as your own.
- Print and sell or distribute them to others

Graphics and Fonts:

My Cute Graphics

Whimsy Clips



Fun with Mama

Check out these free activities on the blog!



You can find me at:

- Fun With Mama <http://www.funwithmama.com>
- [Instagram](#) (A lot of our daily activity ideas are shown here.)
- [Pinterest](#) (I share my favorite activities and blogs.)
- [Facebook Page](#) (I share activities from around the web.)
- [Google Plus](#)

Join our new [Private Facebook Group](#) for more kids activities


Thank you for your support. - Nadia

Terms of use:

You may use this printable activity for personal use in your home or classroom. If you would like to share this with a friend or teacher please send them a link to the product in our store.

- Feel free to e-mail me any questions or comments at funwithmama@gmail.com. I LOVE connecting with my readers from all over the world.
- All downloads and/or printables found on Fun With Mama are copyright © Fun With Mama. All Rights Reserved.

Check out these products:



Clipart by:

Check out my blog for
free crafts and activities

