


Grade 1 English Examination Example 2


Student Name:.....


Reading: Part 1


Instruction:


- Read the questions. Look at the picture.
- Circle Yes or No.

| | | | |
|---------|----------------|---|---|
| Example | Is it a mango? |  | <input checked="" type="radio"/> Yes <input type="radio"/> No |
|---------|----------------|---|---|

| | | | |
|----|-----------------|--|--|
| 1. | Is it a pencil? |  | <input type="radio"/> Yes <input type="radio"/> No |
|----|-----------------|--|--|

| | | | |
|----|-------------|---|--|
| 2. | Is it blue? |  | <input type="radio"/> Yes <input type="radio"/> No |
|----|-------------|---|--|



| | | | |
|----|-----------------|---|--|
| 3. | Is it an igloo? |  | <input type="radio"/> Yes <input type="radio"/> No |
|----|-----------------|---|--|



| | | | |
|----|---------------|---|--|
| 4. | Is it a nest? |  | <input type="radio"/> Yes <input type="radio"/> No |
|----|---------------|---|--|



Reading: Part 2



Instruction:

- Read the sentence. Look at the picture.
- Circle the correct answer.

| | | | | | |
|---------|--------------|------------------------------------|--|-------------------------|---|
| Example | It is a sun. | <input checked="" type="radio"/> A |  | <input type="radio"/> B |  |
|---------|--------------|------------------------------------|--|-------------------------|---|

| | | | | | |
|----|-----------------|-------------------------|--|-------------------------|---|
| 5. | This is a gift. | <input type="radio"/> A |  | <input type="radio"/> B |  |
|----|-----------------|-------------------------|--|-------------------------|---|






| | | | | | |
|----|-------------------|-------------------------|--|-------------------------|---|
| 6. | These are hearts. | <input type="radio"/> A |  | <input type="radio"/> B |  |
|----|-------------------|-------------------------|--|-------------------------|---|

| | | | | | |
|----|----------------------|-------------------------|--|-------------------------|---|
| 7. | There are two dolls. | <input type="radio"/> A |  | <input type="radio"/> B |  |
|----|----------------------|-------------------------|--|-------------------------|---|

Writing: Part 1

Instruction:

- Look at the picture. Write the missing letters.

| | | |
|---------|-------------------|---|
| Example | <u>S</u> _ nake |  |
| 1. | <u> </u> pple |  |
| 2. | <u> </u> eddy |  |
| 3. | <u> </u> enguin |  |
| 4. | <u> </u> wo | 2 |
| 5. | <u> </u> nk |  |


6.

__ ut



7.

__ uck



8.

__ oat



\8