

Mary Bowen Liz Hocking

English World



Workbook

2



MACMILLAN

Mary Bowen Liz Hocking

English World



Workbook







2









MACMILLAN

1 Words

1 Circle the right word.

- 1  window flower 2  castle house
- 3  light ladder 4  night light
- 5  flower window 6  steps window


2 Read and match. Write the letters.

- A  B  C 
- D  E  F 

- 1 They are washing the car. _____ 2 He is climbing a tree. _____
- 3 He is carrying a ladder. _____ 4 She is holding an umbrella. _____
- 5 She is watching TV. _____ 6 They are cleaning the windows. _____

Learning to learn

1 Find the same picture. Circle it.



2 Find the same word. Circle it.

1 ball	boat	balloon	ball	doll
2 crown	clown	cloud	clock	crown
3 read	rabbit	red	read	reading
4 sweet	sweets	street	streets	sweet
5 star	step	star	stand	stair
6 light	lamp	look	night	light

Grammar

1 Complete the sentences with the words in the box.


watch hold point play

1 The boys _____ football.

2 Dad _____ the boys.

3 Mum _____ at the boys.

4 I _____ a ball.



2 Write questions. Use the words in the box.

1 _____ he _____ the ladder?

2 _____ you _____ to school?

3 _____ they _____ the windows?

4 _____ she _____ a book?

clean
climb
read
go

3 Write answers to the questions. Start with *No*.

1 Are you eating an apple?

No, I am not eating an apple.

2 Is she walking to school?

3 Children! Are you eating sweets?

4 Is he carrying a kitten?




Grammar in conversation

1 Complete the questions with the words in the box.

Who What Where How many?

1 _____ are you drawing?

A castle.



2 _____ are you going?

To school.



3 _____ girls are singing?

Two.



4 _____ are you playing with?

My friend.



2 Complete the conversation with the words in the box.

Look at those children!

What are they _____?

_____ don't know.

Is the boy _____ a box?

Yes, _____ is.

What's the _____ doing?


She's _____ the box.

What's in the _____?

Look! It's a _____!

Oh! It's _____.

opening	carrying
girl	doing
kitten	he
I	beautiful
children	box



Reading comprehension

1 Read, look and write the day.

It is Monday. Grandpa is picking beans.

It is Tuesday. Grandma is washing carrots.


It is Wednesday. Amy is catching apples.

It is Thursday. Grandpa is carrying boxes.

It is Friday. Amy is carrying flowers.

It is Saturday. Sam and Amy are waiting.

It is Sunday. There is a big apple cake.





Monday


2 Read, match and write.

carry wash carry catch pick

1 Amy is catching  apples.

2 Grandpa  _____

3 Amy  _____

4 Grandpa  _____

5 Grandma  _____

Phonics

1 Say the sounds.



c ake



m ake



b ake

2 Write *ake*. Write the words. Read the words.

cake
cake

m _____

b _____

3 Say the sounds.



g ate



pl ate



d ate


4 Write *ate*. Write the words. Read the words.


g _____


pl _____


d _____


5 Complete the sentences. Read the sentences.

1  The _____ is on the _____.

2  This is King Tub's _____.

3  We can _____ a cake.

4  We can _____ a cake.

5  We can eat the _____.

Writing skills

Remember!



It is **Monday**.


Sam and Amy are carrying **boxes**.



1 Write the letters.

___onday ___uesday ___ednesday ___hursday
___riday ___aturday ___unday

2 Read these words. They end in *ch*, *s*, *sh* and *x*.



sandwich



bus



dish



box

Write *es*. Write the words. Read the words.



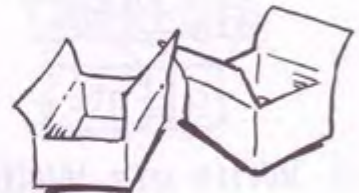
sandwich___



bus___



dish___



box___

3 Choose three days. Finish the sentences. Use the words in the box.

carry climb eat

1 It is _____.

Sam is _____ a ladder.



2 It is _____.

Amy is _____ sandwiches.



3 It is _____.

Grandpa is _____ boxes



Composition practice

- 1 Choose two days. Write about the pictures. Use the words in the box.

cook watch eat carry pick climb



It

Mum



Check-up 1

1 Complete the sentences with *am*, *is* or *are*.

- 1 I _____ reading my book.
- 2 You _____ not looking.
- 3 Sam and Amy _____ visiting Grandma and Grandpa.
- 4 _____ Sam picking apples? _____ Amy helping Grandma?
- 5 We _____ not watching TV.

2 Complete the questions. Use the verbs in the box.


- 1 _____ the children _____ in the garden?
- 2 _____ Amy _____ a song?
- 3 _____ we _____ to the teacher?
- 4 Where _____ Sam _____?
- 5 What _____ you _____?

go
do
sing
play
listen

3 Add *not* to these sentences.

- 1 She is climbing the ladder.
- 2 I am washing the grapes.
- 3 He is catching the ball.
- 4 They are picking apples.
- 5 We are cooking.
- 6 You are drawing.

4 Look at the picture.



5 Think about these questions.

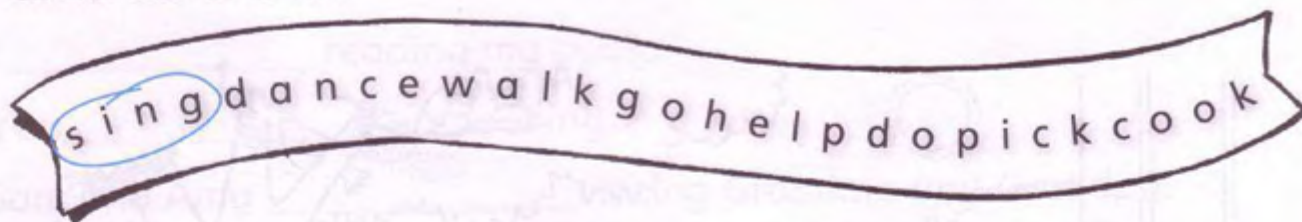
- 1 What is the weather like today?
- 2 Where are Sam and Amy?
- 3 What is Sam holding?
- 4 What is Amy doing?
- 5 How many birds are there in the tree?
- 6 What are they doing?



6 Write about the picture.

2 Words

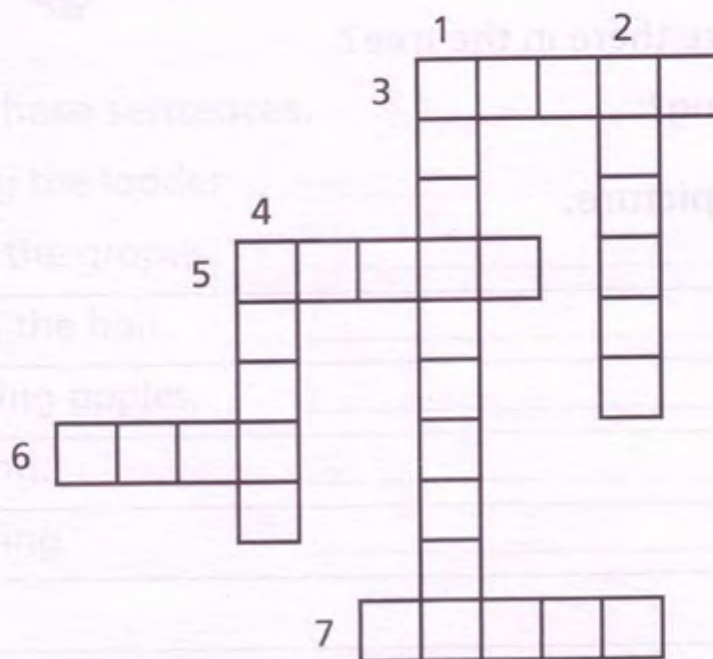
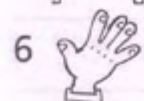
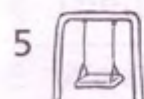
1 Circle the words.



2 Complete the sentences with the words above.

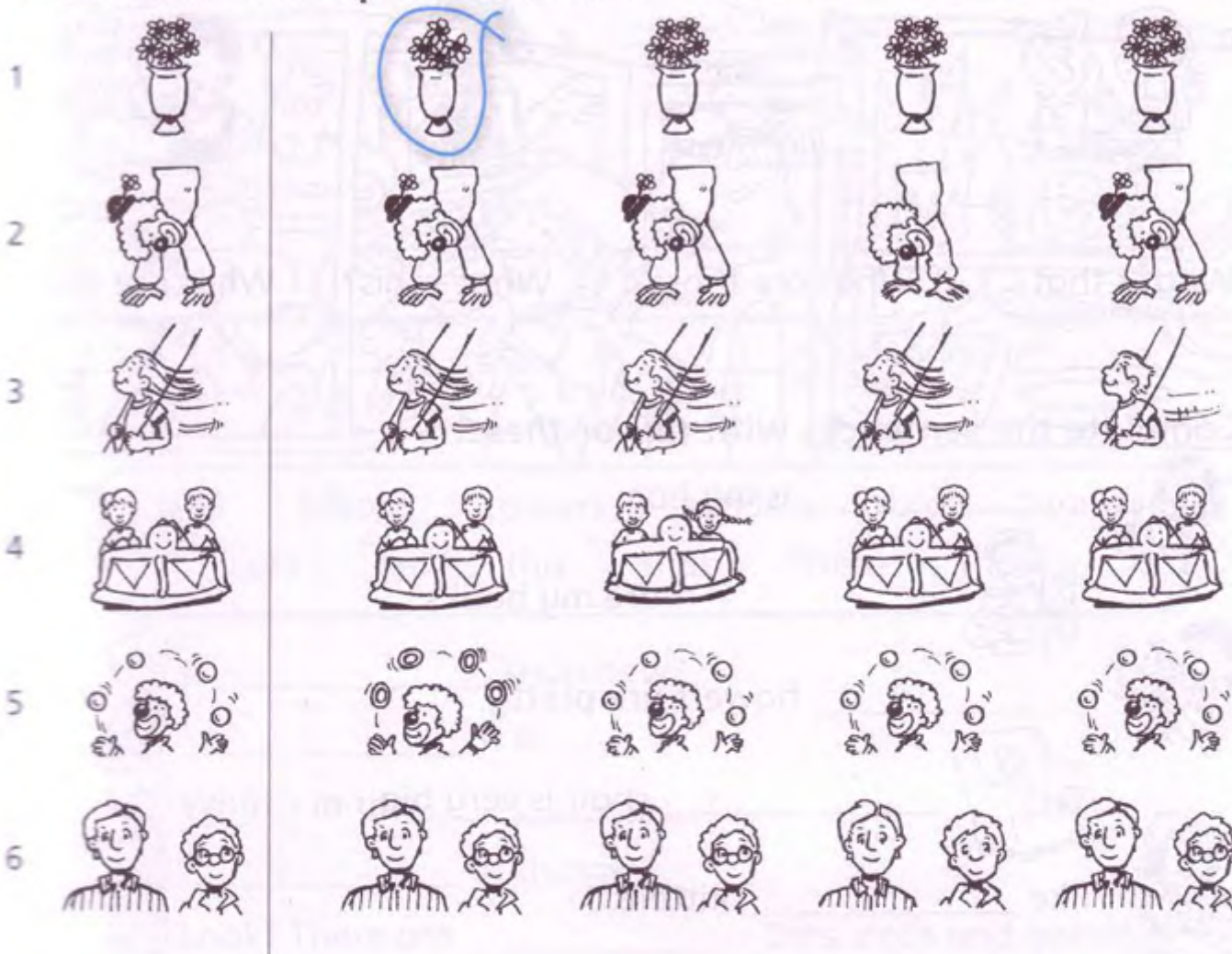
- 1 Amy is _____ flowers.
- 2 Sam is _____ Grandpa.
- 3 Grandma is _____ lunch.
- 4 Listen! The girls are _____ a song.
- 5 Look! I can _____ on my hands.
- 6 A bird cannot _____.
- 7 Where are you _____?
- 8 What are you _____?

3 Write the words.



Learning to learn

1 Find a different picture. Circle it.



2 Find a different word. Circle it.

1 van	van	man	van	van
2 slides	slides	slide	slides	slides
3 swing	swing	swing	swing	sing
4 ship	ship	shop	ship	ship
5 chair	hair	chair	chair	chair
6 bell	bell	bell	bell	ball

Grammar

1 Match and write the letters.



What's that?

1 _____

What are those?

2 _____

What's this?

3 _____

What are these?

4 _____

2 Complete the sentences with *this* or *these*.

1 _____ is my bag.

2 _____ are my books.

3 _____ flowers are pretty.

4 _____ chair is very big.

5 I like _____ kittens.

3 Complete the sentences with *that* or *those*.

1 _____ is my castle.

2 _____ are my cars.

3 _____ clowns are funny.

4 I like _____ flowers.

5 _____ bike is great.

Grammar in conversation

1 Complete the conversation. Use the words in the box.



toys school colours window old funny
Lots Yes this that These those


- Is _____ shop new?
_____, it is.
What's in the _____?
_____ of things.
Look! There are _____. Cars, dolls and games.
I like _____ big teddy.
There are things for _____, too.
I like _____ pencil cases.
They're cats and dogs. They're _____.
Pens ... pencils ... crayons ... Look at the _____!
_____ are my crayons. Look!
Oh! They're very _____.



2 Colour the picture.

Reading comprehension

1 Read. Write the names.



Jenny is on the ladder. She is climbing slowly.

Ben is going down the slide. He is going quickly.

Fred is sitting on the roundabout.

Joe is throwing the ball.

Amy and Sue are on the swings. Sue is laughing. Amy is looking at the sky.

2 Write the names.

- 1 He has got a hat. _____
- 2 She is happy. _____
- 3 She is climbing. _____
- 4 They are playing with a ball. _____
- 5 He is standing. _____
- 6 They are holding hands. _____

Phonics

1 Say the sounds.



r ide



b ike



l ike

2 Finish the words. Write the words. Read the words.

ride

b_____

l_____

ride

3 Say the sounds.

9

n ine



l ine



f ine

4 Write *ine*. Write the words. Read the words.

n_____

l_____

f_____

5 Complete the sentences. Use words on this page.

- How old are you? I'm _____.
- This is my new _____.
- Can you _____ your new bike?
- How are you? I'm _____, thanks.
- There are _____ on this paper.

Read the sentences.




Writing skills

Remember!



sit sitting He is sitting.



1 Write the words. Write sentences.

1 hop hopping



They are hopping.

2 skip _____



3 run _____



4 sit _____



2 Write the words.

wall roundabout swing slide log



1 _____ 2 _____ 3 _____



4 _____ 5 _____

Composition practice

1 Read the words in the boxes. Write about the pictures.

In the garden



climb sit



jump laugh



throw run quickly




sit sing loudly

Check-up 2

1 Complete the sentences with a word from the box.

this that these those

1 Look at _____ kite!



2 Look at _____ kites!



3 Look at _____ kite!



4 Look at _____ kites!



2 Complete the sentences with words from the boxes.

This That These Those

is are

1 _____ my dolls.



2 _____ my ball.



3 _____ Annie.



4 _____ my house.



5 _____ planes _____ fast.



6 _____ cakes _____ delicious.



3 Read.

That is my bag.

Yes, they are.

It is on my chair.

Where are my books?

Is this your bag?

Those are my books.

Are these your books?

They are on your desk.

4 Write the conversation.





No. _____











Oh, yes! _____

3 Words

1 Complete the sentences. Use the words in the box.

football swimming tennis basketball singing



I like _____.



I like _____.



I like _____.



I like _____.



I like _____.

2 Look, read and write the names.



Two girls are playing basketball. Meg is throwing the ball.

Anna is catching the ball.


Sam and Tom are playing football. Sam is jumping.

Pat and Sue are playing a game. Pat is hopping in the squares.

Sue is laughing.

Learning to learn

1 Find three stories. Write the letters in order.



Story 1: 1 A 2 ____ 3 ____ 4 ____

Story 2: 1 E 2 ____ 3 ____ 4 ____

Story 3: 1 I 2 ____ 3 ____ 4 ____

2 Write a story. Write the sentences in order.

It is a kitten.

She has got a present.

Thank you, Mum and Dad!

What is in the box?

It is Meg's birthday.

It is a big box.

Grammar

1 Complete the sentences with *like* and the words in the box.

sweets cakes bananas carrots grapes apples

1



I like bananas.

2




You _____

3



They _____

4




We _____

5




They _____

6



The boys _____

2 Look and write.



1 The boy likes sweets.

2 The rabbit _____

3 The woman _____

4 The man _____

5 The girl _____

6 The bird _____

Grammar in conversation

1 Write the questions.

- | | | | |
|---|---------------------------------|------------|--------------|
| 1 | <u>Do you like</u> _____ cakes? | Yes, I do. | No, I don't. |
| 2 | _____ crisps? | Yes, I do. | No, I don't. |
| 3 | _____ orange juice? | Yes, I do. | No, I don't. |
| 4 | _____ sandwiches? | Yes, I do. | No, I don't. |
| 5 | _____ grapes? | Yes, I do. | No, I don't. |

2 Answer the questions. Circle your answer.

3 Write three sentences. Start with *I like*.

- 1 I like _____
- 2 _____
- 3 _____

4 Complete the conversation with the words in the box.



Let's have a _____!



_____ idea!



Do you like _____?



_____, I do.



Do you _____ apple juice?



_____, I don't.



How about _____ juice?



_____!

like
orange
crisps
picnic
Yes
No
Great
Good

Reading comprehension

1 Read



It is Sam's birthday. He is eight. Amy is making a card.

Sam likes basketball. Amy is drawing a picture. It is a boy.

He is throwing a basketball.

Amy has got a present for Sam. It is in the box. The present is round.

Sam can throw it. He can catch it. It is a _____.

2 Answer the questions.


- 1 How old is Sam? _____
- 2 What is Amy making? _____
- 3 What does Sam like? _____
- 4 Where is the present? _____
- 5 What is the present? _____

Phonics

1 Say the sounds.



st one



b one



n ose



h ose

2 Finish the words. Write the words. Read the words.

st _____

b _____

n _____

h _____

3 Say the sounds.



c ube



t ube



bl ue



gl ue

4 Finish the words. Write the words. Read the words.

c _____

t _____

bl _____

gl _____

5 Complete the sentences. Use words on this page.

1 Amy is using _____.



2 The dog has got a _____.



3 Grandpa is using a _____.



4 There is a _____ in the _____.



5 Biffy has got a big round _____.



Writing skills

Remember!



write writing Sam is **writing**.



1 Write the words. Complete the sentences.

1 make making



She is making a book.

2 use _____



He _____ a pencil.

3 write _____



They _____ a story.

4 dance _____




She _____.

5 bake _____



She _____ a cake.

6 ride _____



He _____ a bike.

2 Read the sentences.

Composition practice

1 The children are making a book. Look at the pictures.

2 Read the words in the boxes. Write the story.

The children's book



write use pen

Fred is writing. He is using
a pen.



draw use pencil

Ben



paint use paints

Amy



cut use scissors

Sam



stick use glue

Anna




read laugh funny

Fred

Check-up 3

1 Look and write.



- 1 Jane likes
- 2 Carly and Ben _____
- 3 Alfie _____
- 4 Diana _____
- 5 Emma and Lucy _____
- 6 Zak _____

2 Complete the sentences with *like* or *likes*.

- 1 Rabbits _____ carrots. Joe's rabbit _____ apples.
- 2 We _____ ice creams.
- 3 You _____ cakes.
- 4 I _____ carrots and beans.
- 5 Grandpa _____ grapes.

3 Look, read and complete the conversation. Use the words in the box.



Charlie Green is talking to Tom, Sue and Dan about sports.



Tom, _____ you like sports?



_____, I do.



What _____ do you like?



I _____ football and basketball.



How about _____, Sue?



I _____ basketball, too. And _____ like tennis.



_____ you _____ tennis, Dan?



_____, I don't. I _____ swimming and football.



Thank you, _____.

Yes
No
like
like
I
you
Do
do
like
sports
children
like

4 Write about the children. Use *like* or *likes*.



Tom _____ and _____

Sue _____ and _____

Dan _____ and _____

Tom and Sue _____

Tom and Dan _____

How about you? What sports _____?

4 Words

1 Find the words.



a	b	x	d	r	e	s	s	f	t
h	t	r	o	u	s	e	r	s	l
d	e	a	s	h	i	r	t	p	y
g	r	b	o	o	t	s	i	n	t
t	j	a	c	k	e	t	a	o	x
r	u	s	f	h	a	t	j	a	k
z	u	m	b	r	e	l	l	a	t
p	o	v	e	s	h	o	e	s	t



Write the words.

- 1 shirt 2 _____ 3 _____ 4 _____
 5 _____ 6 _____ 7 _____ 8 _____


2 Read and write the names.




Joe has got black trousers, a white jacket, white shoes and a black shirt.
 Ned has got white trousers, a black jacket, black boots and a white shirt.
 Tom has got a white shirt, black shoes, a white jacket and black trousers.
 Meg has got a white dress, black shoes, a white hat and a black umbrella.
 Sue has got a black hat, a black and white umbrella, white shoes and a white dress.
 Pat has got black shoes, a black and white dress, a white hat and a white umbrella.

Learning to learn

1 Draw lines to the bag, the box and the table.



2 Find the words. Write the words.









In the box

In the bag

On the table

Grammar

1 Complete the questions. Circle the right answers.

- 1  Does she like the dress? Yes, she does.
No, she doesn't.
- 2  _____ the hat? Yes, she does.
No, she doesn't.
- 3  _____ the jacket? Yes, he does.
No, he doesn't.
- 4  _____ the carrots? Yes, it does.
No, it doesn't.
- 5  Do they like the car? Yes, they do.
No, they don't.
- 6  _____ the doll? Yes, they do.
No, they don't.



Remember!
doesn't = does not
don't = do not


2 Put the words in the right order.



- 1 hat. not The does girl like the
- 2 the does The not jacket. boy like
- 3 cat rain. the like The not does
- 4 like The do doll. not the girls
- 5 not cats the do dog. The like
- 6 do boys not the like cake. The


The girl does not like the hat.


Grammar in conversation


1 Complete the conversation with the words in the box.


 Do you like sports?


  Yes, we _____.


 Do you _____ basketball?

 _____, it's great.

 _____ about tennis?
Do you like tennis?

 _____, we don't.

 We like _____.

 Football is _____.


football
sports
fantastic
No
Yes
do
How
like

2 Complete the sentences with *do* or *does*.

- 1 _____ the children like computer games?
- 2 _____ Amy like sports?
- 3 _____ you like basketball?
- 4 _____ the dog like the cat?
- 5 We _____ not like football.
- 6 Billy _____ not like swimming.
- 7 Ned and Sam _____ not like picnics.
- 8 The teacher _____ not like noisy children.

Reading comprehension

1 Read and colour the picture. Write the names.



Ben is wearing long trousers. They are blue.

Fred is wearing shorts. They are blue, too.

Mum is wearing a green dress and black shoes.

Dad is wearing a white shirt and long trousers. They are black.
He is carrying a grey jacket.




Anna is wearing a yellow T-shirt and a pink and blue skirt.
Her sandals are brown.




2 Read the questions. Write the names.




- 1 Who is holding an umbrella? _____
- 2 Who is holding a ball? _____
- 3 Who is carrying a small bag? _____

Phonics

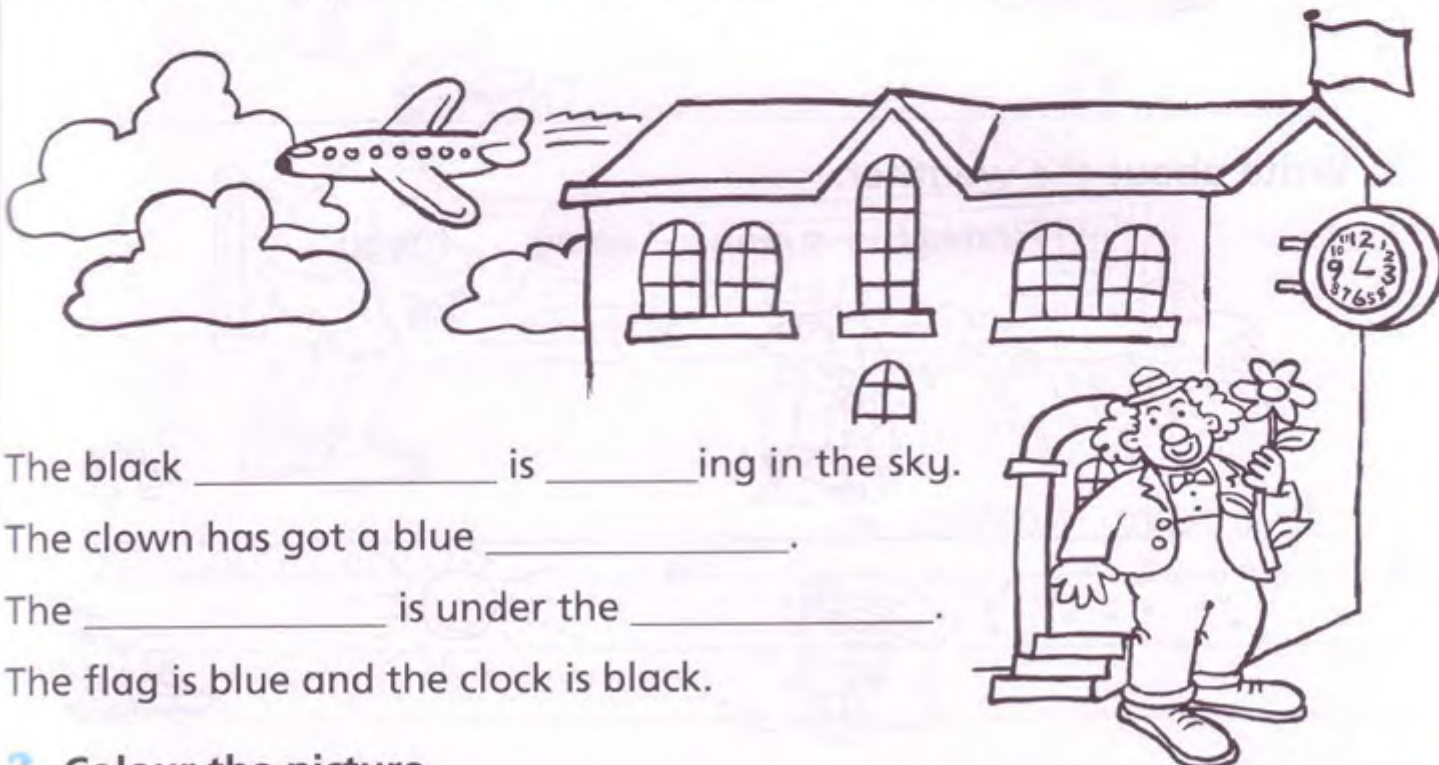
1 Write the letters. Write the words. Read the words.

1 **cl**   
 ___own ___ock ___oud

2 **fl**   
 ___ag ___ower ___y

3 **pl**  **bl**  
 ___ane ___ack ___ue

2 Look at the picture. Complete the sentences. Use words on this page.



The black _____ is _____ing in the sky.
 The clown has got a blue _____.
 The _____ is under the _____.
 The flag is blue and the clock is black.

3 Colour the picture.

Writing skills

Remember!



They have got **thick** boots.



1 Read the words in the boxes. Write. Use a word from each box.

long short thick
thin big small

coat gloves shoes
trainers socks

1

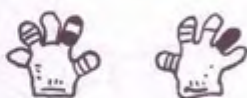


These are long socks.

2



3



4



5



6




This is a

2 Write about the weather.


snowy sunny rainy foggy

1



It is rainy weather.


2



3



4




Composition practice

1 Look! Write about the clothes. What are the children wearing?

Children's clothes



These clothes are for weather.



These clothes are for

Check-up 4

1 Make questions.

1 the boys



Do the boys like football?

2 Lisa



3 you




4 the dog



5 the children



6 Ben



7 the girls



2 Change the sentences.

1 John likes basketball.

No, John does not like basketball.

2 Meg likes tennis.

3 The boys like beans.

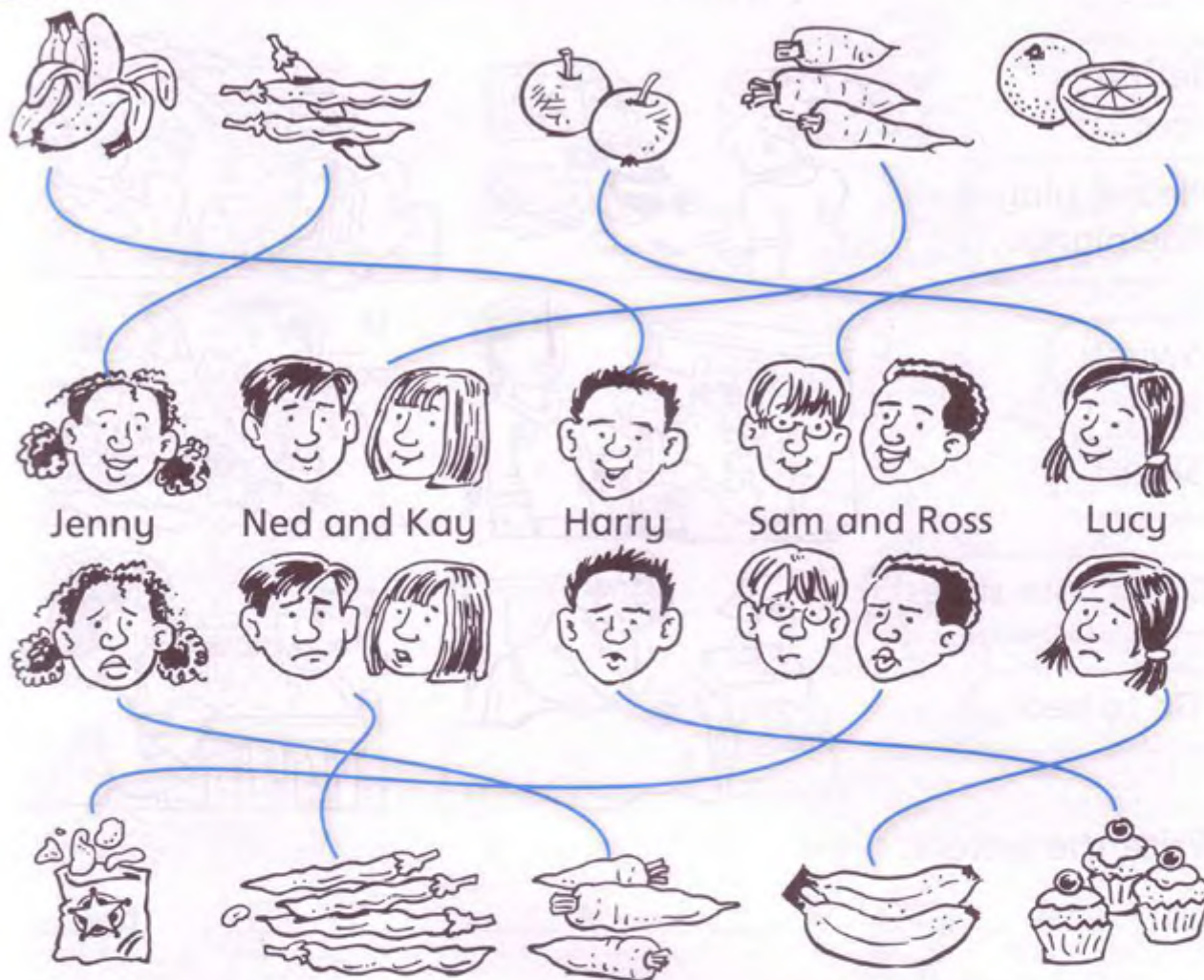
4 The girls like bananas.

5 The cat likes the dog.

6 Grandpa likes swimming.

7 Mum and Dad like the car.

3 Look!



Write about the children.

Jenny likes beans. She does not like carrots.

Ned and Kay _____

Harry _____

Sam and Ross _____

Lucy _____

How about you?

5 Words

1 Match the words and pictures.

1 Get up!

2 Please, play the piano!

3 Swim!

4 Sleep!

5 Clean your shoes!

6 Go to bed!



Write the letters.

1 _____ 2 _____ 3 _____ 4 _____ 5 _____ 6 _____

2 Find the rhyming words. Draw lines.

1 clean

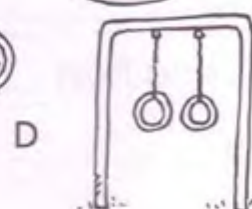

2 sings

3 hair

4 pea

5 blue

6 like



Learning to learn

1 Find the same picture. Draw lines.



2 Find the same words. Draw lines.

1 I swim in the morning.

2 I sing in the morning.

3 He sings and dances.

4 She sings and dances.

5 He swims and sings.

6 She swims and sings.

A He sings and dances.

B I swim in the morning.

C She swims and sings.

D I sing in the morning.

E He swims and sings.


F She sings and dances.


Grammar


Look!


	in the morning	in the afternoon	in the evening
			
			
			

1 Answer the questions.



1  What does she do in the morning? _____



2  What does he do in the morning? _____



3  What do they do in the afternoon? _____

4  What do they do in the evening? _____

2 Write questions.

1    Does she play football? _____

2   _____

3   _____

4   _____

3 Answer the questions in Exercise 2.

1 No, she does not play football.

2 _____

3 _____

4 _____

Grammar in conversation

1 Look and write.



It is six o'clock.

2





4





6



2 Complete the sentences. Use the words in the box.

come home sleep get up do my homework go to school



We get up at seven o'clock.



The children



Jenny



I



Billy

Reading comprehension

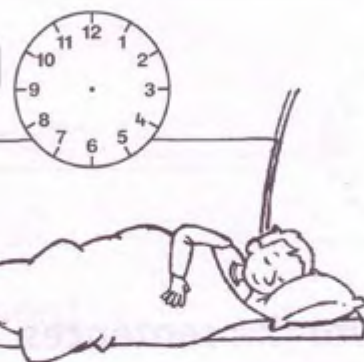
1 Read. Look at the pictures. Number the pictures in order.

- 1 Ned gets up at seven o'clock.
- 2 In the morning, he cleans the space station.
- 3 At one o'clock, he eats lunch.
- 4 In the afternoon, he walks in space.
- 5 In the evening, he listens to CDs and he reads.
- 6 At ten o'clock, Ned goes to bed.

A ☐



B ☐



C ☐



D ☐



E ☐



F ☐



2 Draw the times.

Phonics

1 Write the letters. Write the words. Read the words.

1 gr



grapes

een

ey

2 br



ick

own

3 tr



ain



ee

2 Read and colour.


Colour the grapes green. Colour the brick brown.

Colour the tree green. Colour the train grey.

3 Read and draw.

Draw a crown in the box.

Colour it green and grey.



Writing skills

Remember!



Who does he talk to?
What does he say?



1 Complete the questions. Use the words in the box.

When Where What When How many Who

1 _____ is my book?



2 _____ pencils are there?



3 _____ is your name?



4 Hello. _____ is speaking, please?



5 _____ do you get up?



6 _____ time is it, please?



2 Read the answers. Write the questions.

- | | |
|---------|----------------------------------|
| 1 _____ | She gets up at six o'clock. |
| 2 _____ | She plays in the park. |
| 3 _____ | She wears a skirt and a T-shirt. |
| 4 _____ | There are three pens. |
| 5 _____ | This is my brother. |

Composition practice

1 Amy plays basketball on Saturday. Read the questions.

2 Look at the pictures. Write about Amy.

Amy's Saturday

When does Amy get up?

What does she do in the morning?



Amy gets up

Who does she help?

When does she eat lunch?



When does she play basketball?






What does she do in the evening?

Where does she play basketball?



Check-up 5

1 Write.

- 1  play tennis afternoon He plays tennis in the afternoon.
- 2  play the piano evening _____
- 3  go to school morning _____
- 4  watch TV evening _____
- 5  swim afternoon _____

2 Write questions.

- 1  Do they play basketball?
- 2  _____
- 3  _____
- 4  _____
- 5  _____

3 Change the sentences. Start with No.

- 1 Ben plays computer games. No, Ben does not play computer games.
- 2 Lisa and Meg swim in the sea. _____
- 3 Grandma plays the piano. _____
- 4 The parrot sings songs. _____
- 5 The children walk to school. _____

4 Circle or write an answer.

1 When do you get up?



2 When do you go to school?

in the morning

in the afternoon

3 Do you like your school?

Yes

Very much

No

4 Who are your friends?

5 When do you come home?



6 Where do you eat lunch?

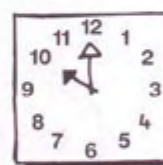

at school

at home

7 What do you do in the evening?



8 When do you go to bed?




5 Write.

My day

6 Words

1 Write the words.



nose
hand
hair
feet
eye
arm
head
foot
leg


2 Count and write.



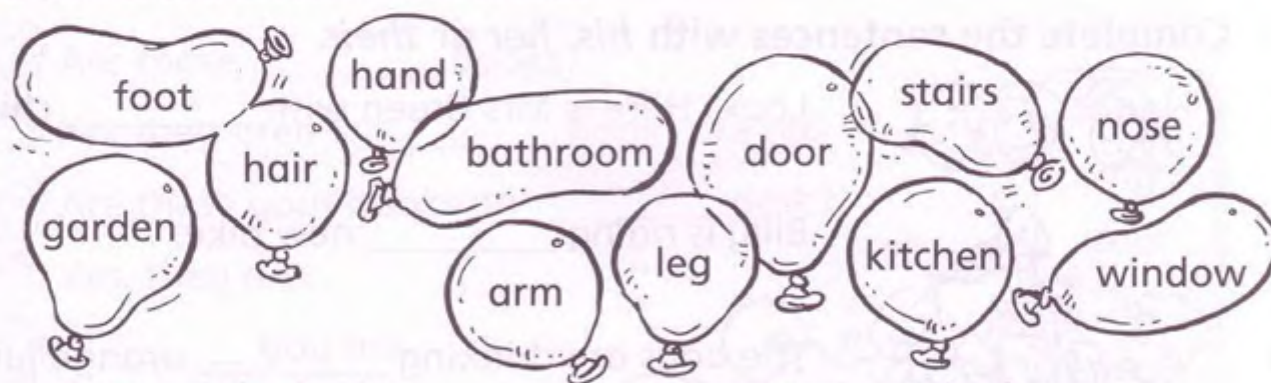
- 1 How many heads has it got? It has got two heads.
- 2 How many arms has it got? _____
- 3 How many legs has it got? _____
- 4 How many hands has it got? _____
- 5 How many feet has it got? _____
- 6 How many eyes has it got? _____
- 7 How many noses has it got? _____

Learning to learn

1 Draw lines to the boy and the house.



2 Find the words. Write the words.



Parts of the body

Parts of the house

Grammar

1 Look, read and write the names.



Bonzo



Ted May



Jane



Greg

- 1 Her hair is short. _____
- 2 His nose is big. _____
- 3 Their dog is fat. _____
- 4 His trousers are short. _____
- 5 Their shoes are black. _____
- 6 Her skirt is long. _____
- 7 His T-shirt is white. _____
- 8 Her flowers are pretty. _____

2 Complete the sentences with *his*, *her* or *their*.



- 1 Look! Here is Mrs Green with _____ children.



- 2 Billy is riding _____ new bike.




- 3 The boys are drinking _____ orange juice.



- 4 Harry likes _____ new computer game.



- 5 The girls are reading _____ books.



- 6 Carol is eating _____ breakfast.

Grammar in conversation

1 Look and answer the questions.









Meg



Ben



Zak

- 1  Whose pencil case is this? It is Zak's pencil case.
- 2  Whose crayons are these? They are Meg's crayons.
- 3  Whose ruler is this? _____
- 4  Whose rubbers are these? _____
- 5  Whose books are these? _____
- 6  Whose pen is this? _____

2 Complete the conversation. Use the words in the box.



Are those _____ books?



No, they aren't. _____ books are red.



Are these your books on _____ desk?



Yes, they are.



_____ you are.



_____ you.

Thank
my
your
Our
Here

3 Read and colour.

Look at the funny monster!

Its eyes are red and its nose is green.

Its arms are blue and its hands are orange.

Its legs are yellow and its feet are purple.



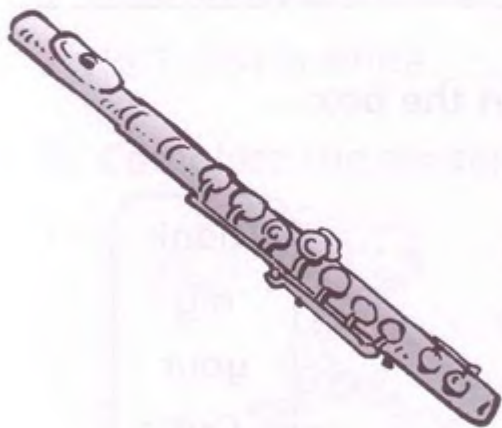
Reading comprehension

1 Choose the correct word to complete each sentence.

open clap run stamp wave

- 1 We _____ our hands
- 2 We _____ our feet
- 3 We _____ our arms
- 4 We _____ our eyes.
- 5 We _____ with our legs.

2 Read. Write three sentences under each picture.



_____	_____	_____
_____	_____	_____
_____	_____	_____

It is big.

It is shiny.

It is noisy.

It is tiny.

It is thin.

It is long.




It is round.



It is gold.



It is silver.


Phonics


1 Write the letters. Write the words. Read the words.


st → ar 
 → reet 
 → op 

sn → ake 
 → ow 

sw → eet 
 → im 

sm → ile 

sl → ow 

sp → ider 

2 Complete the sentences. Use words on this page.

1 You can see the at night.

2 I like lollipops and .

3 is cold and white.

4 before you cross the .

5 can in water.

Writing skills

Remember!



Here's the band!

Here's = Here is



1 Write the long form under the correct short form.

I am does not cannot I have you are what is

- 1 I've 2 can't 3 you're 4 I'm 5 what's 6 doesn't

2 Write each sentence using the long form.

1



We aren't playing.

2



They're smiling.

3



It isn't sunny.

4



They've got a bird.

5



She's got a cat.

3 Write each sentence using the short form.

1



She does not like frogs.

2



Here is my pen.

3



He has got a bike.

4



She is reading a book.

Composition practice

1 Read the poem. Choose a word for each line.

What do you like?



Do you like the drums?

Yes, I _____!

can / do

I can count the _____ drums,

noisy / quiet

There are twenty-_____.

two / ten

_____ you like the trumpets?

Do / Are

Yes, _____ great!

we're / they're

I can count the _____ trumpets,

shiny / short

There are thirty-_____.

six / eight

Do you _____ the flutes?

look / like

Yes, they're _____!


fun / quiet

I can count the silver _____,

drums / flutes







There are _____-one.

thirteen / thirty

2  Listen and say.

Check-up 6

1 Look and write.


- 1  This is May's hat.
- 2  These are
- 3  _____
- 4  _____
- 5  _____
- 6  _____



May


Ted

2 Complete the sentences with the words in the box.


- 1  Grandpa! Are these _____ glasses?

2 The children are playing with _____ toys.

3 The cat has got a fish in _____ mouth.

4  We like _____ school.

5 Dan has got a TV in _____ bedroom.

6  _____ name is Lily. I am eight.

7 Look at Mum in _____ new dress!

My
your
his
her
its
our
their

3 Look at Sam and Amy!



Think about these questions.

- 1 Are Sam and Amy in their living room?
- 2 Where is their mother?
- 3 Where is Sam's computer?
- 4 Where are his cars?
- 5 Where are Amy's books?
- 6 Where is her cat?
- 7 Is its tail very long or very short?

4 Write about the picture.

7

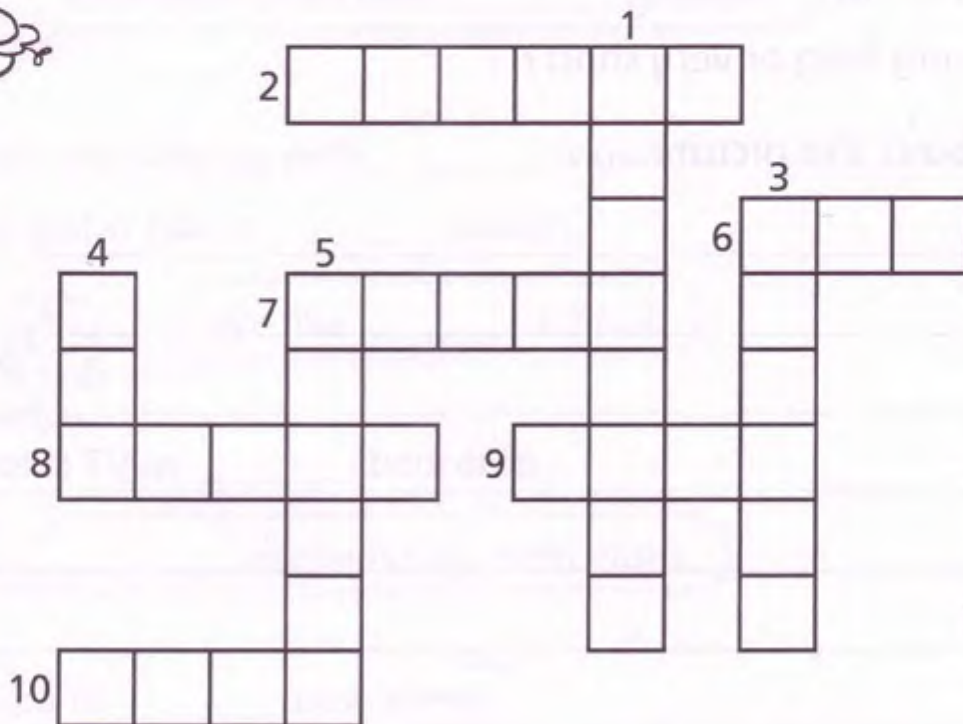
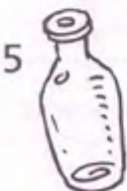

Words

1 Read and match.



- | | |
|--|--------------------------------------|
| 1 There is a cake on a plate. _____ | 2 There is bread in a basket. _____ |
| 3 There is a plate under a cup. _____ | 4 There is milk in a cup. _____ |
| 5 There are sandwiches in a box. _____ | 6 There is cheese in a bag. _____ |
| 7 There is milk in a bottle. _____ | 8 There are cakes in a basket. _____ |

2 Write the words.





Learning to learn

a b c d e f g h i j k l m n o p q r s t u v w x y z

1 Draw. Follow the letters in order.

Start at 'a'

Start at 'm'



2 **abc** Look at the letters in the balloons.

Write the letters before or after the letters in the boxes.

1 (t) — [s] — t

2 (g) — [h] —

3 (d) — [e] —

4 (m) — [l] —

5 (k) — [j] —

6 (p) — [q] —

Grammar

1 Correct the sentences.



There is water in the bottle.

There is water in the jug.



There are sandwiches on the plate.



There are bananas in the basket.



There is milk in the jug.



There is bread in the bag.



There are sweets in the bag.

2 Write questions.

1 apples



Are there apples in the basket?

2 juice



3 milk



4 cakes



5 cheese



6 sweets



Grammar in conversation

1 Look!



I am always tired in the morning.

The bus is sometimes slow.

The children are never quiet.

The boys always watch TV.

Ben sometimes drinks milk.

I never eat crisps.



Write the sentences again. Use the word in brackets ().

1 Linda is happy. (always)

Linda is always happy.

2 This street is quiet. (never)

3 I am tired. (sometimes)

4 The girls eat sweets. (never)

The girls never eat sweets.

5 I walk to school. (sometimes)

6 The boys play football. (always)

2 Complete the conversation. Use the words in the box.



_____ have you got in your lunchbox?



Fruit. I _____ eat fruit for lunch.



I've got _____.



Ugh! I _____ eat crisps.



I've got sandwiches and a _____.



I _____ eat cakes but not today.



My mum's cakes are _____ delicious. Mmm!

always
always
sometimes
never
What
cake
crisps


Reading comprehension

1 Read the sentences. Write Yes or No.

- 1 It often snows in July. _____
- 2 There are always storms in August. _____
- 3 It sometimes rains in April. _____
- 4 It is often hot in February. _____
- 5 It sometimes snows in January. _____
- 6 It is often cold in December. _____
- 7 It always rains in June. _____

2 Read. Write the month. Match the picture.

- 1 The month is F _____.
It is cold today.
We are wearing gloves and hats.
Picture _____
- 2 The month is M _____.
We are playing in the garden.
It is sunny and there are flowers.
Picture _____
- 3 The month is O _____.
We can hear thunder. It is windy.
A storm is coming.
Picture _____
- 4 The month is D _____.
It is dark and foggy.
We are wearing coats and boots.
Picture _____



Phonics

1 Write the letters. Write the words.

nk



pi____

dri____



thi____

nd



ha____

ba____



nt



elepha____

2 Complete the sentences. Use words on this page.



1 Here comes the _____.



2 This _____ is _____.



3 I _____ this _____ is delicious!



4 This _____ is grey and _____.



5 I have got a tiny _____ on my _____.

Writing skills

Remember!



In January and February it is often cold.

1 Circle the letters.

January February March April May June
July August September October November December

2 Write the letters.

__anuary __ebruary __arch __pril __ay __une
__uly __ugust __eptember __ctober __ovember __ecember

3 Match the pictures and the words. Write the words.

cloudy lightning sunny thunder storm



1 _____ 2 _____ 3 _____ 4 _____ 5 _____

4 Finish the sentences.

- 1 It is often cold in _____
- 2 We see pretty flowers in the garden in _____
- 3 It is always hot in _____
- 4 It is sometimes windy in _____
- 5 We wear coats in _____

Composition practice

1 Look at the pictures. Choose the months.


October August May January

2 Write about the months. What is the weather like?
What do you wear? What do you do?




Check-up 7

1 Make sentences. Start with *There is* or *There are*.

1  There are cakes on the plate.

2 

3 

4 

5 

2 Complete the sentences. Use the words in the box.

1 I don't like crisps. I _____ eat crisps.

2 I love apples. I _____ eat an apple for lunch.

3 I _____ eat grapes but not today.

always
sometimes
never

3 Write the sentences again. Use the word in brackets ().

1 The girls play basketball. (sometimes) _____

2 Billy is late for school. (never) _____


3 Grandma bakes cakes. (always) _____

4 We swim in the sea. (sometimes) _____

5 You are happy. (always) _____

6 I am tired. (never) _____

4 Look!



What is wrong? Read and draw a line under the mistakes.

There are three swings in the playground.

There are two slides. There is a big roundabout, too.

Today five children are playing in the playground.

There are four girls on the swings. There are two boys on the slide.

There is one girl on the roundabout.

The children are having fun.


How many mistakes are there?



5 Write about the picture.

8 Words

1 Find the words.




2 Complete the sentences. Use the words in the box.

- 1 A giraffe has got a very long _____.
- 2 A hippo has got a big _____.
- 3 An elephant has got a very long _____.
- 4 A zebra is black and _____.
- 5 A snake has not got _____.
- 6 That monkey has got long _____ and legs.
- 7 I don't like that crocodile's _____!
- 8 The lion is not sleeping. Its _____ are open.

legs
arms
nose
teeth
mouth
eyes
neck
white

Learning to learn

1 What is wrong? Circle the mistakes.



2 Circle the mistakes. Correct the mistakes.

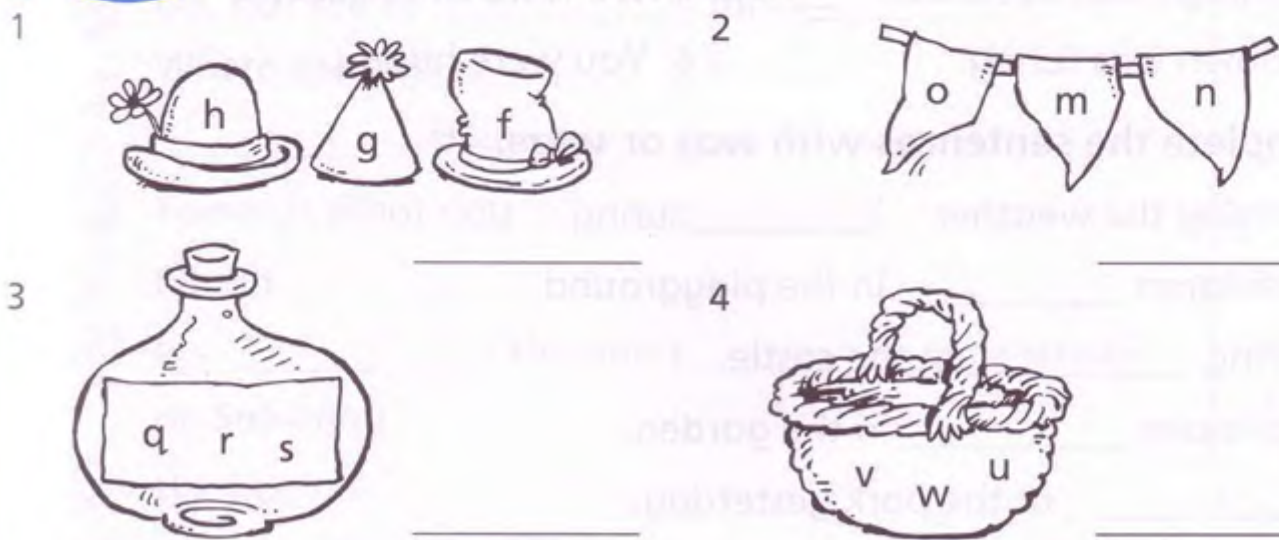
1 one two three four five six eight seven nine ten
seven eight

2 Monday Tuesday Thursday Wednesday

3 March April June May July

4 ten twenty forty thirty fifty

3 **abc** Write the letters in *abc* order.



a b c d e f g h i j k l m n o p q r s t u v w x y z

Grammar

1 Read and match.

A



B



C



D



E



F



- | | | | |
|----------------------------------|-------|-----------------------------------|-------|
| 1 Yesterday the weather was hot. | _____ | 2 Sam and Amy were on the swings. | _____ |
| 3 Yesterday I was at school. | _____ | 4 We were at the castle. | _____ |
| 5 The clown was funny. | _____ | 6 You were happy. | _____ |

2 Complete the sentences with *was* or *were*.


- 1 Yesterday the weather _____ sunny.
- 2 The children _____ in the playground.
- 3 The king _____ in the castle.
- 4 The princess _____ in the garden.
- 5 We _____ at the park yesterday.
- 6 You _____ at school.

Grammar in conversation

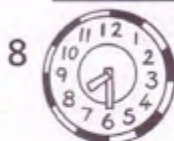

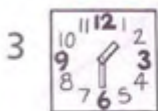
1 What is the time?



It is nine o'clock.



It is half past three.



2 Complete the conversation. Use the words in the box.

- Billy! Get _____!
- What's the _____?
- It's half _____ eight.
- Oh, no! We're _____ for _____.
- Where are my _____?
- _____ they are.
- Tommy! What day is it _____?
- I don't _____.
- It's _____! We don't _____ to school on Saturday.
- Ha, ha!
- Tommy! That wasn't _____.

today
Saturday
Here
past
up
go
funny
time
clothes
school
know
late

Reading comprehension

1 Read.



There was a very funny monster on John's bed.
Its head was big and round. Its orange nose was long and thin.
Its ears were small. They were purple.
Its hands were big. They were blue.
Its arms were short. Its eyes were small and red.
Its tail was green. It was long and thick.

2 Colour the monster.

3 Write the words.

- 1 It was orange. It was long and thin. nose
- 2 They were small. They were purple. _____
- 3 It was green. It was long and thick. _____
- 4 They were small. They were red. _____
- 5 It was big. It was round. _____
- 6 They were big. They were blue. _____

Phonics

1 Write the letters. Write the words.

ld



co___



go___



ho___



o___

lk



mi___

lp



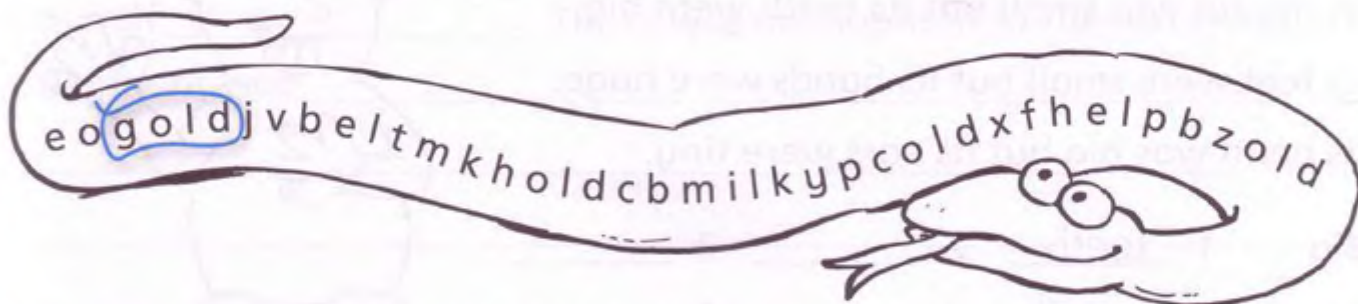
he___

lt



be___

2 Find the words. Circle the words.



3 Answer the questions. Write sentences.

- 1 Do you like cold milk? Yes, I like cold milk.
- 2 Have you got an old toy? _____
- 3 Do you help your mother? _____
- 4 Have you got a belt? _____
- 5 Have you got a gold trumpet? _____
- 6 Can you hold a very hot plate? _____
- 7 Do you like very cold weather? _____


Writing skills

Remember!



Its arms were long **but** its legs were short.

1 Write the numbers.



ears ____ legs ____ arms ____ tail ____ mouth ____ neck ____
feet ____ eyes ____ head ____ nose ____ teeth ____ hands ____

2 Read and circle. Write.

The monster was ugly **but** it was friendly.
Its mouth was small but its teeth were big.
Its feet were small but its hands were huge.
Its head was big but its ears were tiny.



Big 1 teeth 2 ____ 3 ____
Small 1 mouth 2 ____ 3 ____

3 Read the sentences. Write one sentence. Use **but**.

1 The monster was ugly. It was funny.

The monster was ugly but it was funny.

2 The monster was very tall. Ben was not scared.

3 Its tail was short. Its legs were long.

Composition practice

1 Read. Finish the sentences. Write about the elephant.

Amy's elephant



Yesterday Amy was in the living room. It was half past seven. Amy was sleepy.



It was half _____. There was an elephant in the living room.

The elephant was _____

Its _____

Its _____

Its _____




It was _____. Was the elephant _____?

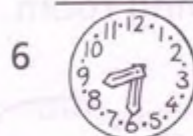

No, it was not in the living room. Where was _____?

Check-up 8

1 What is the time? Write.



It is _____



2 Complete the sentences. Use the words in the boxes.

was
were

in the sky in a tree on a zebra
in the river under the balloon under the tree



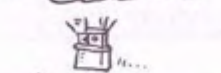
Yesterday the balloon _____



Hippos _____



Monkeys _____



A lion _____

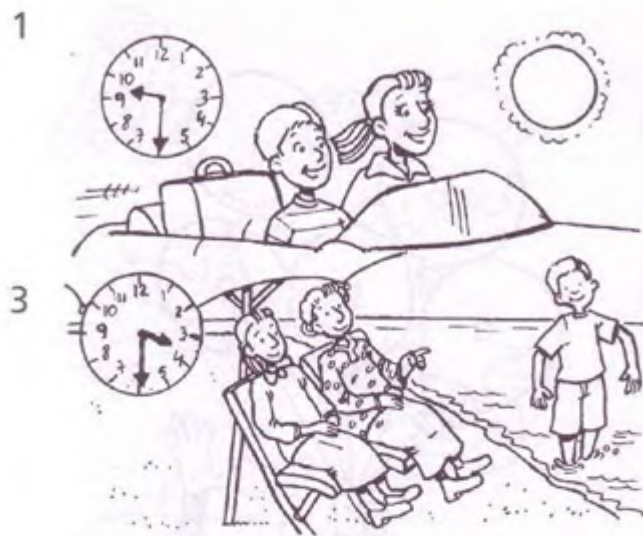


An elephant _____



Two birds _____

3 Look!



What is wrong? Read and draw a line under the mistakes.

- 1 It was half past four. Mum and Joe were in the train.
- 2 At eight o'clock, Dad and Joe were at Grandma's house.
- 3 At half past six, they were on the beach. It was very cold. Mum and Grandma were under a big tree. Joe was in the sea.
- 4 At half past five, Joe was in bed. He was asleep. He was very sad.


How many mistakes are there?


4 Write about the pictures.


9 Words


1 Complete the words. Add letters from the balloons.


1  _ _ g l _

2  w h _ l _

3  d _ l p h _ n

4  _ s l _ n d

5  s h _ r k

6  j _ l l _ f _ s h



2 Find the opposites. Draw lines.

1 happy

2 beautiful

3 fat

4 fast

5 huge

6 noisy

A thin

B quiet

C tiny

D ugly

E sad

F slow

Write the letters.

1 _

2 _

3 _

4 _

5 _

6 _

Learning to learn

1 Draw lines to the sea, to the sky and to the land.



2 Find the words. Write the words.

shark dolphin stars hippo parrot whale jellyfish
moon lion eagle snake monkey

In the sea






In the sky

On the land

_____	_____	_____
_____	_____	_____
_____	_____	_____
_____	_____	_____


Grammar


1 Read and write Yes or No.


- 1  The whale is between the boats. _____
- 2  The dolphin is behind the shark. _____
- 3  The shark is in front of the whale. _____
- 4  The shark is next to the boat. _____
- 5  The dolphin is next to the boat. _____


Three sentences are wrong. Correct them.

2 Answer the questions.

- 1  Where is the shark?

- 2  Where is the jellyfish?

- 3  Where is the whale?

- 4  Where is the dolphin?

Grammar in conversation

1 Correct the sentences.

1



Yesterday there was a balloon in the sky.

Yesterday there was a rainbow in the sky.

2



Yesterday there were four cats in our apple tree.

3



There was a new boy at school today.

4



There was a small house on the hill.

5



On Monday there were big buses in the street.

6



There were six trees on the island.

2 Complete the sentences with *There was* or *There were*.

Yesterday _____ a big storm.

_____ dark clouds in the sky.

_____ thunder and _____ lightning.


_____ lots of children in the playground. They were scared.

After the storm _____ a beautiful rainbow in the sky.



Reading comprehension

1 Look at the picture. Read.



Yesterday, Sam was at the aquarium. It was fantastic!

There were ten grey dolphins. They were funny. There were three whales. They were black and white. They were not very big.

The sharks were behind the rocks. There were a hundred little fish. There was one huge rock. There was a black and yellow snake next to the rock. There was a jellyfish in front of the rock. It was pink and blue.

2 Complete the sentences.

- 1 Yesterday, Sam was at the _____.
- 2 There were ten grey _____.
- 3 The whales were black and _____.
- 4 The _____ were behind the rocks.
- 5 There were a hundred _____ fish.
- 6 There was one _____ rock.
- 7 The jellyfish was _____ and blue.

Phonics

1 Write the letters. Write the words.

ee



f__t

s__



sl__p



sw__t



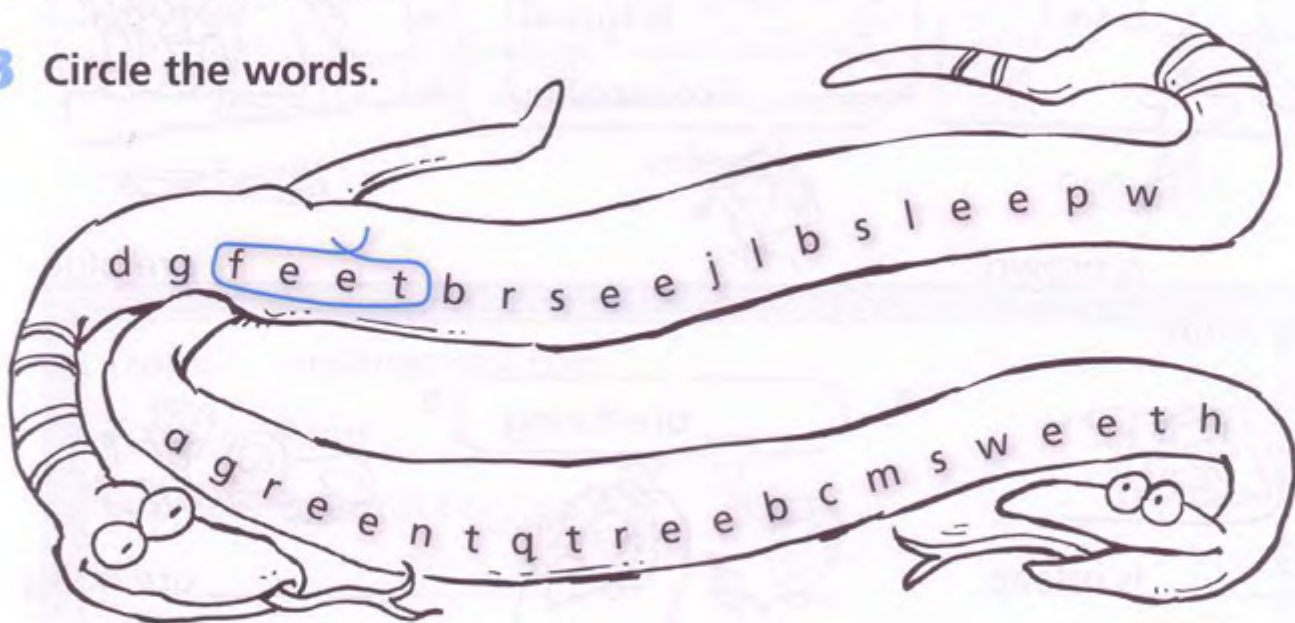
gr__n



tr__

2 Read the words.

3 Circle the words.



4 Complete the sentences. Use the words in the snakes.

- 1 I can _____ a monkey.
- 2 The monkey is sitting in a _____.
- 3 I _____ in my bed.
- 4 I have got a lollipop and a _____.
- 5 An elephant has four big _____.
- 6 This crocodile is _____.

Writing skills




Remember!



Yesterday, we were at the aquarium. It was fantastic!

1 Write the correct word.


I You He She It We They



_____ is six.




_____ is round.



_____ are cold.



_____ is brown and white.




_____ like monkeys.



_____ are blue.



_____ is asleep.



_____ are funny.



_____ are noisy.

2 Read the sentences. Circle. Write the word.

- 1 We were at the castle. It was big. the castle
- 2 The giraffes were tall. They were under the trees. _____
- 3 Ben was at the animal park. He was happy. _____
- 4 Amy and Sam were sleepy. They were in bed. _____
- 5 The crocodile was next to the pond. It was quiet. _____
- 6 Amy was in the garden. She was on the swing. _____

Composition practice

- 1 Yesterday, Sue and Ben were at the animal park.
Look at the pictures. Write Sue's email to Amy.



funny



asleep



beautiful

From: sue@netmail.com

To: Amy

Subject: Beautiful animals

Yesterday we were at

Check-up 9

1 Answer the questions. Use the words in the box.

between under behind in front of next to



Where is the shark?



Where is the whale?



Where are the trees?



Where is the dolphin?



Where is the lion?



Where is the snake?

2 Complete the sentences with *There was* or *There were*.

Yesterday it was Amy's birthday party.

_____ lots of children at the party.

_____ presents and cards.

_____ sandwiches and cakes.

_____ cold lemonade.

_____ pretty balloons.

_____ a funny clown, too!



3 Look!



Read and finish the sentences.

- | | |
|------------------------------|----------------------------|
| 1 Yesterday Sam and Amy were | A next to the castle. |
| 2 There was a big castle | B in front of the castle. |
| 3 There were two dolls | C in the window. |
| 4 Between the dolls | D there was a funny whale. |
| 5 Behind the dolls | E great! |
| 6 There were two fast cars | F at the toy shop. |
| 7 Next to the cars | G there was a tiny lion. |
| 8 The toys were | H there was a huge teddy. |

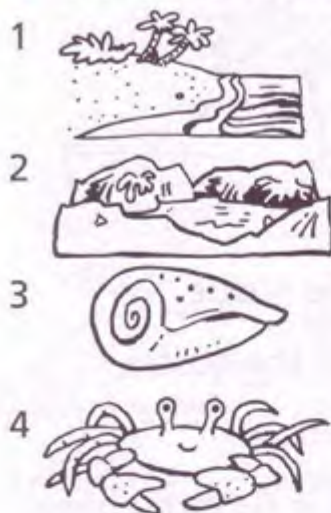
Write the letters.

1 ____ 2 ____ 3 ____ 4 ____ 5 ____ 6 ____

4 Write about the picture.

10 Words

1 Find the words.



d	o	p	s	h	e	l	l	i	t
s	c	r	a	b	o	x	a	c	k
u	t	a	b	e	a	c	h	n	p
s	a	n	d	p	g	b	a	w	s
d	r	a	f	i	s	h	i	n	t
f	e	p	o	o	l	m	a	v	e
w	i	a	t	r	o	c	k	s	i
t	r	e	s	e	a	v	n	b	l



Write the words.

1 _____ 2 _____ 3 _____ 4 _____
 5 _____ 6 _____ 7 _____ 8 _____

2 Read and colour.



















Yesterday Sam and Amy went to the beach. It was a hot sunny day. The sand was yellow and the sea was blue. The sky was blue, too. There were white clouds in the sky. There were people on the beach. They were under big red and white umbrellas.

Between the grey rocks there was a pool. The water was green. In the pool there was a big black crab and two red fish. There was a big pink shell, too. It was beautiful.

Learning to learn

1 Choose the correct picture. Write the letter in the box.

1				A	
2				B	
3				C	
4				D	

2 **abc** Write the correct letters in the boxes.

1	a	b	c	2	e		g
3	m		o	4	r		t
5	v		x	6	w		y

a b c d e f g h i j k l m n o p q r s t u v w x y z

Grammar

1 Complete the sentences. Use the words in the box.

- 1 Where is the boy? I can't see _____.
- 2 There's a rainbow in the sky. Look at _____!
- 3 Where are my shoes? Can you see _____?
- 4 Your sister is laughing. I can hear _____.
- 5 Look! A dolphin! Can you see _____?
- 6 Our teacher is Miss May. We like _____ very much.
- 7 The birds are singing. Can you hear _____?
- 8 Hooray! John is the winner! Look at _____!

him
her
it
them

2 Read and match. Write the letters.

A I can't see you.

B Can you hear me?

C Look at us!

D Please, help me!

E It doesn't like us.

F I'm drawing you.



1 ____

2 ____

3 ____

4 ____

5 ____

6 ____

Grammar in conversation

1 Complete the sentences. Use the words in the box.



It's hot. Don't _____ it!



Don't _____ the flowers!



Don't _____ on that chair!



Don't _____ all the cakes!



Don't _____ the box!



Don't _____ the tree.

eat
climb
touch
open
sit
pick

2 Read and write. Use *Don't*.




It's very hot today. Don't wear your coat!



The sea is very cold. _____



You're not late. _____



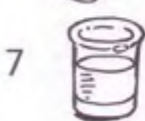
They're my sweets. _____



It isn't sunny today. _____



I can hear you. _____



That's my orange juice. _____



Run! Run! _____

Reading comprehension



1 Complete the sentences. Use the words in the box.

swim tail shell arms shellfish feet
hard spines swim shell claws swim

The crab has a _____. The shell is _____. It has two strong _____. Crabs can _____.

The starfish has five _____. It has sharp _____. It has lots of tiny _____. It cannot _____.

The fish can _____ quickly. It has a strong _____ and fins.

The shellfish lives in its _____. Crabs eat _____.

Read and check.

2 Match and write.

feet claws shell spines

1 hard _____

2 strong _____

3 sharp _____

4 tiny _____

Phonics

1 Write the letters. Write the words.

oo

m__n



sp__n



ball__n



b__t



sch__l



br__m



2 Find the words. Circle the words.

1 d p s p o o n d h y

2 u n i b a l l o o n w r


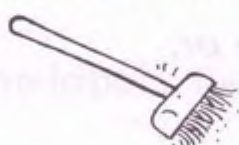
3 n d f m o o n h x

4 m j o s c h o o l p u v

5 j a v b o o t r i l

6 n a g b r o o m y t

3 Match and write.



4 Write.

1 The _____ is shining on the _____.



2 The _____ is on the _____.



3 Ben is wearing _____ and using the _____.



Writing skills


Remember!



Starfish do not have claws **or** shells.

1 Write the words.

shell fin claw spine



2 Read and circle.

Ben doesn't like snakes **or** jellyfish.
Don't touch the jellyfish or the crabs!
Amy doesn't like crabs or sharks.
Sharks do not have shells or claws.
Anna doesn't like whales or dolphins.



Write the names.

- 1 Who doesn't like sharks? _____
- 2 Who doesn't like dolphins? _____
- 3 Who doesn't like snakes? _____

3 Read the sentences. Write one sentence. Use **or**.

- 1 Sam doesn't like starfish. He doesn't like crabs.

Sam doesn't like starfish or crabs.

- 2 Starfish do not have claws. They do not have legs.

Starfish do not have claws or legs.

- 3 Sue doesn't like jellyfish. She doesn't like sharks.

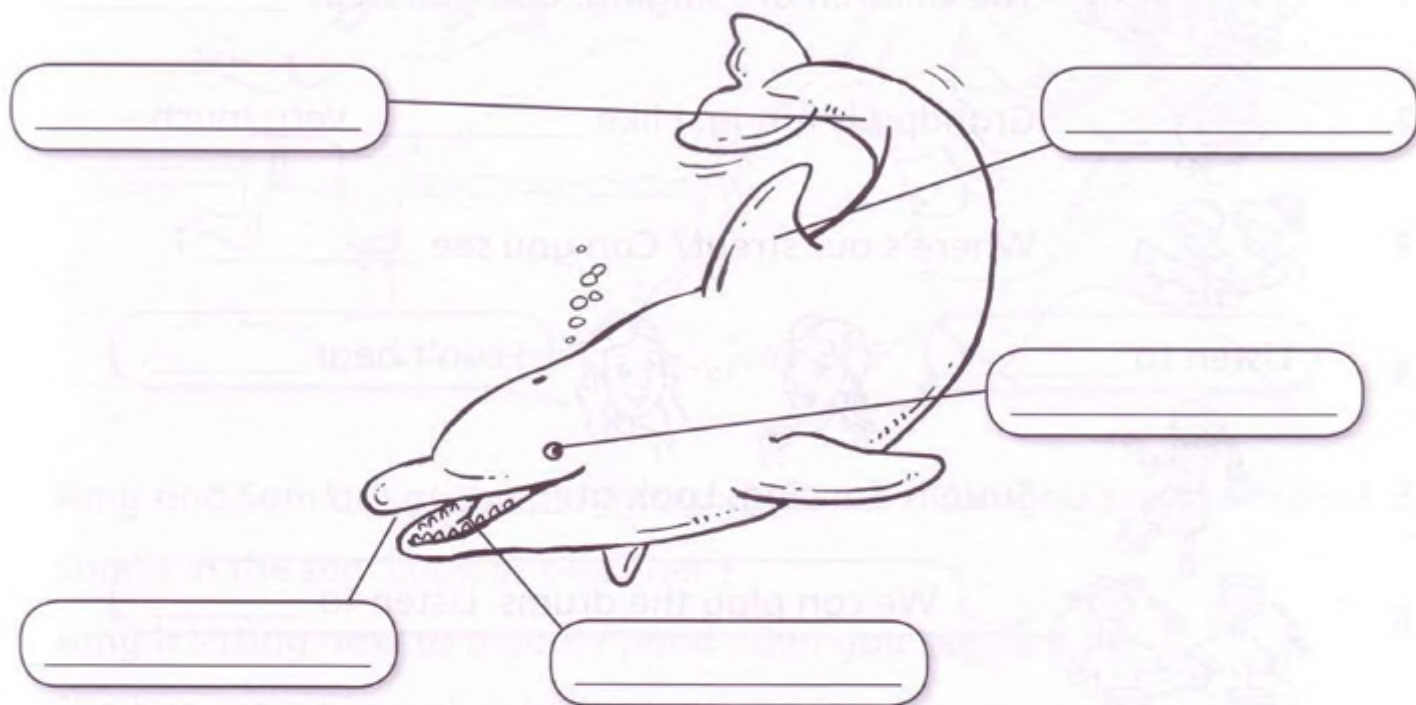
- 4 Jellyfish do not have fins. They do not have tails.

- 5 Dolphins do not have spines. They do not have legs.

Composition practice

1 Write the labels.

big fin strong tail mouth eye lots of teeth




2 Read the labels. Read the words. Write about dolphins.


spine shell friendly quickly


Check-up 10

1 Complete the sentences. Use the words in the box.


me you him her it us them


1  The children are singing. Can you hear _____?

2  Grandpa is funny. I like _____ very much.

3  Where's our street? Can you see _____?


4  Listen to _____!  I can't hear _____.

5  Susie is dancing. Look at _____!

6  We can play the drums. Listen to _____.


2 Read and write. Use *Don't*.


1  It's cold today. Don't wear your sandals!

2  Read your book. _____

3  That isn't your cake. _____

4  Those spines are sharp. _____

5  That's Grandpa's chair. _____

6  They aren't your flowers. _____

3 Look, read and circle the right word.



- 1 Amy and Sam are at the playground / beach . Can you see us / them ?
- 2 Sam is in the sea. Look at him / her !
- 3 Amy is sitting next to a pool / pond . Can you see me / her ?
- 4 She has got a big crab / shell . Look at it / you !
- 5 Be careful / quiet , Amy! Don't touch him / it ! It has got huge / tiny claws.

4 Write about the picture.

11 Words

1 Find the words.



2 Write the words.

- | | | |
|---------|---------|---------|
| 1 _____ | 2 _____ | 3 _____ |
| 4 _____ | 5 _____ | 6 _____ |
| 7 _____ | 8 _____ | 9 _____ |

3 Complete the sentences with words from the word snake.



1 Can he _____ the tree down?



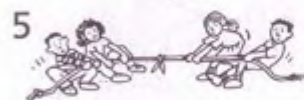
2 She is _____ her skirt.



3 They are _____ the car.



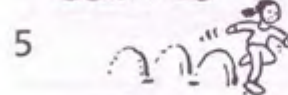



4 _____ here, Ben!



5 _____!

4 Find the rhyming words. Write the rhyming words.



1 rocks 9 socks

Learning to learn

1 Find three stories. Write the letters in order.



Story 1:	1 <u>A</u>	2 <u> </u>	3 <u> </u>	4 <u> </u>
Story 2:	1 <u>E</u>	2 <u> </u>	3 <u> </u>	4 <u> </u>
Story 3:	1 <u>I</u>	2 <u> </u>	3 <u> </u>	4 <u> </u>

2 Write a story. Write the sentences in order.

Their boat was on the beach.
 Dad and Ben walked to the beach.
 It was a sunny day.
 Then they sailed to a little island.
 Its name was Silver Star.
 They pushed the boat into the water.

Grammar







1 Find the ends of the sentences.

- | | |
|-----------------------------|----------------------|
| 1 Yesterday the boys walked | basketball. |
| 2 The girls played | a tree. |
| 3 Sam and Amy visited | to school. |
| 4 Amy picked | apples. |
| 5 Sam climbed | Grandma and Grandpa. |

2 Write the sentences.

- 1 Yesterday the boys walked to school.
- 2 _____
- 3 _____
- 4 _____
- 5 _____

3 Complete the sentences. Use the words in the box.

- 1  He cleaned his shoes.
- 2  She _____ her teeth.
- 3  I _____ the box.
- 4  The children _____ at a starfish.
- 5  You _____ your hands.
- 6  We _____ the door.

look
paint
clean
wash
open
brush

Grammar in conversation.

1 Look and write. Use the words in the brackets.



Yesterday afternoon Meg visited her Grandma and Grandpa.

First _____ (walk – garden – Grandpa)

Then _____ (they – look – flowers)

Next _____ (pick – apples)

Last _____ (help – Grandma – kitchen)

2 Complete the conversation. Use the words in the box.



How was your _____?



Saturday _____ was good.



What _____?



_____ I _____ my brother.

We _____ his motorbike.



And then?



_____ I _____ basketball.



Really?



_____ I _____ football on TV.



Was it a good _____?



_____! How was your weekend?



My weekend was _____, too.

First

Then

Next

watched

mended

happened

played

helped

afternoon

weekend

game

fun

Brilliant

Reading comprehension

1 Read. Number the pictures in order.

Yesterday Sam and Uncle Bob were in the jungle. First they walked up a hill.

There were lots of small brown monkeys. They climbed quickly up a tree.

Next Sam and Uncle Bob walked down the hill.

There was a river. There were two crocodiles next to the river.

Then Sam and Uncle Bob watched a huge spider. It crawled up a big green leaf.

Last they walked to Uncle Bob's car. It was a good day in the jungle.

A ☐



B ☐



C ☐



D ☐



E ☐



F ☐




Phonics

1 Write the letters. Write the words.

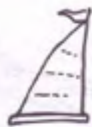
ai



r n

| tr | n |


t l



S




sn

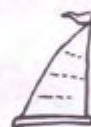



n

2 Find the words. Circle the words.



3 Write the words.



4 Complete the sentences. Use words on this page.

- 1 I like snow but I don't like _____.
- 2 Listen! Can you hear the _____?
- 3 Oh! There is a _____ on the salad!
- 4 This boat has a blue _____.
- 5 Here's a _____. Please mend the boat.
- 6 The crocodile has a very strong _____.

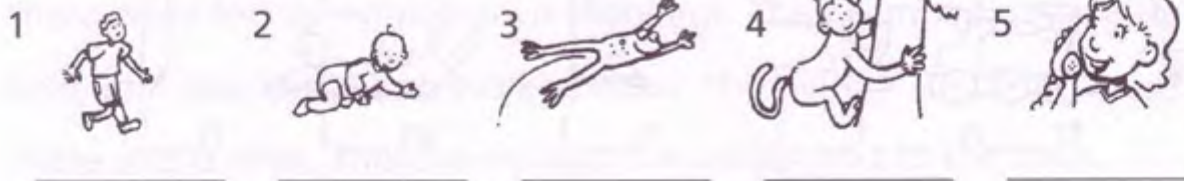
Writing skills

Remember!



There were flowers in the trees.
There were parrots, **too**.

1 Match and write.



jump
climb
talk
crawl
walk

2 Read and circle.

There were fish in the river. There were crocodiles, **too**.

Ben likes parrots. He likes elephants, **too**.

A monkey can climb. A spider can climb, **too**.

Ben watched the hippos. He watched the snakes, **too**.



Write the animals.

- 1 Ben likes them. _____
- 2 Ben watched them. _____
- 3 They can climb. _____
- 4 They were in the river. _____

3 Write too. Read the sentences.

- 1 A lion is noisy. I am noisy, _____.
- 2 A frog can jump. I can jump, _____.
- 3 An elephant walks slowly. I walk slowly, _____.
- 4 A parrot can talk. I can talk, _____.



Write the animals.

- 5 It can jump. _____
- 6 It can talk. _____
- 7 It walks slowly. _____
- 8 It is noisy. _____

Composition practice

- 1 Ben and his dad were in a huge animal park for four days.
Look at the pictures. Write Ben's diary.

The first day

We watched a monkey.

We




1st

watch too



2nd

listen noisy



3rd

talk funny



4th

watch walk slowly too

Check-up 11

1 Complete the sentences with the words in the box.

Yesterday we were at the beach.

climb walk play watch like
pull cook touch look listen



1 I played in the sea.



2 Jenny _____ in a rock pool.



3 She _____ a starfish.



4 Freddie _____ the rocks.



5 Bobby _____ his boat into the water.



6 Grandma and Grandpa _____ on the sand.



7 They _____ to the sea birds.



8 Mum _____ the sailing boats.



9 Dad _____ lunch.



10 We _____ our day at the beach.



2 Look and think about the story.

Hi, Mark!

Hello, Harry!



On Saturday morning... First...



In the afternoon...

Thanks for your help, boys.



Then...



Next...

I'm tired.

Me, too.



In the evening...

3 Write the story. Use the words in the box.



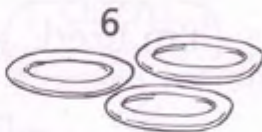
visit play mend help watch

12 Words

1 Find the words.



4 Welcome _____!




2 Word quiz. Write three words on each line.

- 1 You can eat these: _____
- 2 You can wear these: _____
- 3 These animals live in the sea: _____
- 4 These animals live on the land: _____
- 5 You can see these in the sky: _____
- 6 You can play these: _____

Learning to learn

1 Draw lines to the plate or the jug.



2 Find the words. Write the words.

water eggs lemonade pizza cake apple juice
burger milk salad orange juice cheese bananas

On the plate

In the jug

_____	_____
_____	_____
_____	_____
_____	_____
_____	_____

3 **abc** Write the letters in *abc* order.

1 **g** **f** **h** **e** _____

2 **m** **k** **n** **l** _____

3 **s** **p** **r** **q** _____

4 **w** **v** **y** **x** _____

a b c d e f g h i j k l m n o p q r s t u v w x y z

Grammar

1 Correct the sentences.



The girl climbed over a wall.



The boy jumped into the snow.



The woman walked across the river.



The men walked through the town.



The boat sailed under the trees.

2 Complete the sentences. Use one of the words in brackets.



The boy looked _____ the window. (under / through)



The girl hopped _____ the bridge. (across / under)



The cat jumped _____ the basket. (across / into)



The frog jumped _____ the pond. (through / over)



The man walked _____ the bridge. (under / into)

Grammar in conversation

1 Read and match. Write the letters.



- | | |
|---------------------------------------|--|
| 1 The boy jumped down the steps. ____ | 2 Grandma baked a delicious cake. ____ |
| 3 Henry played the trumpet. ____ | 4 The girls walked up the hill. ____ |
| 5 The man shouted loudly. ____ | 6 Sally liked her ice cream. ____ |

2 Write. Use words from the boxes.

Yesterday Yesterday evening
Yesterday morning On Saturday
On Sunday On Monday

watch visit walk
wash play help
mend talk

- 1 Yesterday I _____
- 2 _____
- 3 _____
- 4 _____
- 5 _____

Write about you!



Reading comprehension



1 Read.

In Fredo's restaurant you can eat eggs for breakfast. There are oranges, bananas and grapes. You can drink orange juice, milk or coffee.

For lunch there are sandwiches. You can have egg or chicken sandwiches. You can have salad. You can drink orange juice or lemonade.

For dinner you can have soup. You can eat fish or chicken. There are pizzas, too. You can have carrots, peas and beans. You can choose potatoes or chips.

2 Answer the questions. Write *Yes, you can.* or *No, you can't.*

- 1 Can you have egg sandwiches for breakfast? _____
- 2 Can you eat grapes and bananas for breakfast? _____
- 3 Can you have salad for lunch? _____
- 4 Can you have carrots, peas and beans for lunch? _____
- 5 Can you eat pizza for dinner? _____
- 6 Can you have potatoes and chips? _____

Phonics

1 Write the letters. Write the words.

ea



s__



b__ch



t__



r__d



p__



__t

2 Find the words. Circle the words. Write the words.

1 d b e a c h n g _____

2 j y e r e a d m _____

3 h v e a t b f w _____

4 p b f n s e a b _____

5 c t u t e a d s _____

6 h p e a n t l _____

3 Write the words.



4 Complete the sentences.

1 In the summer, we play on the _____.


2 Ben can _____ this book.

3 Sue likes _____ and carrots.

4 We _____ eggs for breakfast.

5 Grandma drinks _____ in the morning.

6 Lots of fish live in the _____.



Writing skills

Remember!



oranges, bananas and grapes

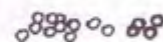
1 Circle the comma.

Ben likes apples, lemons and pears.

Sue likes melons, figs and bananas.

Amy likes tomatoes, peppers and beans.

Sam likes carrots, potatoes and peas.



Write the names.

1 Who likes peas? _____

2 Who likes pears? _____

3 Who likes peppers? _____

4 Who likes melons? _____

2 Write the comma in the correct place.

1 Sam is eating potatoes chicken and beans.

2 Sue is eating grapes apples and ice cream.

3 Ben is eating a burger chips and peas.

4 Amy is eating pizza lettuce and tomatoes.



Write the names.

5 Who is eating ice cream? _____

6 Who is eating pizza? _____

7 Who is eating beans? _____

8 Who is eating apples? _____

9 Who is eating chips? _____

10 Who is eating potatoes? _____

Composition practice

1 Read.

Fredo is Ben's uncle. He is always happy.

He has got a small restaurant.

Today, Uncle Fredo is opening a big new restaurant.

Ben is helping Uncle Fredo. He is writing the menu.

It is the first dinner menu in the new restaurant.


What is on the dinner menu?



2 Look, choose and write.

Fredo's Big Restaurant






Dinner Menu



Check-up 12

1 Complete the sentences. Use the words in the box.

open sail push walk jump

- 1  Yesterday Tom _____ to school.
- 2  On Sunday the ship _____ under the bridge.
- 3  In the morning a cat _____ through the window.
- 4  Jerry was tired. He _____ his bike up the hill.
- 5  It was Meg's birthday. She _____ her present.



2 Write. Use the words in the boxes.

over across up down
under through into

the trees the bridge the house
the hill the wall the street the hill



The dog chased the cat...



and

3 Look!

1



2



3



Don't go in the sea! There's a shark!

4



5



6



Read and draw a line under the mistakes.

- 1 Billy pulled his little car into the water.
- 2 He sailed over the blue pond. It was a cold rainy day.
- 3 What was that? There was a black fin in the water.
- 4 Billy talked quietly to the birds on the beach.
- 5 Then the tiny fish jumped out of the water. It was not a jellyfish. It was a dolphin!
- 6 Billy laughed. The shark laughed, too.

How many mistakes?

4 Write the story.

Verb round-up

Present continuous: affirmative

clean brush carry pick



We're brushing the steps.




You're carrying flowers.



Yes, I am. He's picking apples.



make use write



I'm using scissors.



She's writing.



run hop clap



We're clapping.

He's running. She's hopping.

Welcome home, Dad!

Present continuous: interrogative, negative


Is he drawing?

No, he isn't drawing.



Is he painting?

Yes, he is.



What am I painting?

Are you painting a fish?



Are they flying?

No, I'm not painting a fish.
I'm painting two birds.

No, they aren't.

Are they singing?

No, they aren't singing.



They're swimming!

Present simple

like

I like basketball.
You like basketball, too.



She likes tennis.
He likes swimming.




We like football.

You like football, too.


They like football.
Let's play a game!



play



I play the piano at ten o'clock.



At eleven o'clock,
we play the drums.




You play in
the morning.



She plays the flute
at two o'clock.



He plays the trumpet
at three o'clock.



They play in the
afternoon, too!

Present simple: interrogative, negative

like

Do you like pizza?

No, I don't,
thank you.

Does he like bananas?

Yes, he does.

Does she like grapes?

No, she doesn't.

Do you like chicken?

Yes, please, we do.

Do they like cakes?

Yes, they do.

Do they like
sweets?

No, we don't, thank you.

No, they don't.

Past simple: *to be*

Yesterday **it was** sunny.



We were at the beach.



I was in the rock pool.
You were under the umbrella.



She was scared.



He was tired.



You were hot.



We were hungry.



The ice creams **were** cold.



They were delicious.



Past simple regular: affirmative

walk paint help look talk play

Yesterday, I **walked** to school.
You **walked** to school, too.



She **helped** her friend.



He **painted** a picture.



We **looked** at our books.



You **talked** to our teacher.



They **played** basketball.

Conversations

What's the time, please?



It's two o'clock.

What's the time, please?



It's half past four.

What time do you get up?



What time does he get up?

I get up at seven o'clock.



He gets up at half past seven.

Don't touch it.



Don't pick them.



Whose bag is this?



It's Fred's.

Whose pens are these?



They're Mandy's.

Portfolio 1: Units 1, 2, 3

I know words for things.



swing	tennis
slide	swimming
rings	scissors
roundabout	paints
ladder	glue
lights	square
football	circle
basketball	

I know doing words.



clean	throw
wash	hop
climb	run
watch	shout
pick	sit
carry	skip
catch	dance

I can read.

a_e	make <input type="checkbox"/>	bake <input type="checkbox"/>	cake <input type="checkbox"/>	gate <input type="checkbox"/>	plate <input type="checkbox"/>	date <input type="checkbox"/>
i_e	ride <input type="checkbox"/>	bike <input type="checkbox"/>	like <input type="checkbox"/>	nine <input type="checkbox"/>	line <input type="checkbox"/>	fine <input type="checkbox"/>
o_e	hose <input type="checkbox"/>	nose <input type="checkbox"/>	stone <input type="checkbox"/>	bone <input type="checkbox"/>		
u_e	cube <input type="checkbox"/>	tube <input type="checkbox"/>	ue	blue <input type="checkbox"/>	glue <input type="checkbox"/>	

Diploma 1: Units 1, 2, 3

1 Write the words.

swing
scissors

slide
glue

football
square

swimming
circle




2 Write the doing words.



3 Write.




9




Portfolio 2: Units 4, 5, 6

I know words.



I know words for clothes.



I know doing words.



talk swim
get up wear
sleep

I know the time.

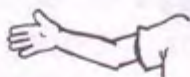


5 I can read.

cl, fl, bl	clown <input type="checkbox"/>	clock <input type="checkbox"/>	cloud <input type="checkbox"/>	flag <input type="checkbox"/>	flower <input type="checkbox"/>
	fly <input type="checkbox"/>	plane <input type="checkbox"/>	blue <input type="checkbox"/>	black <input type="checkbox"/>	
gr, br, tr	grapes <input type="checkbox"/>	green <input type="checkbox"/>	grey <input type="checkbox"/>	brick <input type="checkbox"/>	
	brown <input type="checkbox"/>	train <input type="checkbox"/>	tree <input type="checkbox"/>		
st, sn, sm	star <input type="checkbox"/>	street <input type="checkbox"/>	snake <input type="checkbox"/>	snow <input type="checkbox"/>	sweet <input type="checkbox"/>
sl, sp	swim <input type="checkbox"/>	smile <input type="checkbox"/>	slow <input type="checkbox"/>	spider <input type="checkbox"/>	

Diploma 2: Units 4, 5, 6

1 Write the words.



Write the doing words.



2 Write the clothes words.



3 Write the time.



4 Write.



Portfolio 3: Units 7, 8, 9

I know words for things.



I know words about things.



next to
in front of
behind



ugly
friendly
sleepy
asleep
scared
dark

I know words for animals.



I know the time.



I can read.


nk, nd, nt pink ☐ drink ☐ think ☐ hand ☐ band ☐ elephant ☐
ld, lk, lp, lt cold ☐ gold ☐ hold ☐ old ☐ milk ☐ help ☐ belt ☐
ee feet ☐ see ☐ sleep ☐ sweet ☐ green ☐ tree ☐

Diploma 3: Units 7, 8, 9

1 Write the words.



Write the words about things.



New words
Well done!

2 Write the animal words.




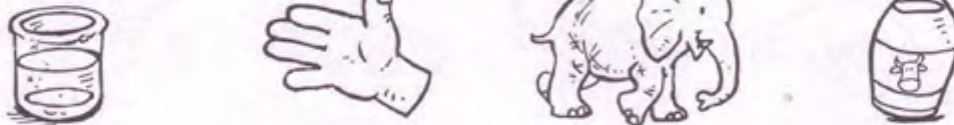
Animals
Well done!

3 Write the time.



The time
Well done!

4 Write.



Phonics
Well done!

English World
Units
7 8 9
Well done!

Portfolio 4: Units 10, 11, 12

I know words.



I know words for food.



I know doing words.



chop
mend
pull
push
crawl

I know order numbers.



I can read.

oo moon ☐ spoon ☐ balloon ☐ boot ☐ school ☐ broom ☐
ai rain ☐ train ☐ tail ☐ sail ☐ snail ☐ nail ☐
ea sea ☐ beach ☐ tea ☐ read ☐ pea ☐ eat ☐


Diploma 4: Units 10, 11, 12

1 Write the words.




New words
Well done!

2 Write the words for food.



Food words
Well done!

3 Write the doing words.



Doing words
Well done!

4 Write the order numbers.


2nd

5th

6th

Order numbers
Well done!

5 Write.



Phonics
Well done!

English World
Units
10 11
12
Well done!



Diploma 1
Page 130



Diploma 2
Page 132





Diploma 3
Page 134



Diploma 4
Page 136



Macmillan Education
Between Towns Road, Oxford OX4 3PP
A division of Macmillan Publishers Limited
Companies and representatives throughout the world

ISBN 978-0-230-02478-6

Text © Mary Bowen and Liz Hocking 2009
Design and illustration © Macmillan Publishers Limited 2009

First published 2009

All rights reserved; no part of this publication may be reproduced, stored in a retrieval system, transmitted in any form, or by any means, electronic, mechanical, photocopying, recording, or otherwise, without the prior written permission of the publishers.

Designed by Ken Vail Graphic Design, Cambridge
Illustrated by Juliet Breese and Chantal Kees
Cover design by Oliver Design

Cover photography: (t) Paul Bricknell, (b) John Foxx images

The publishers would like to thank the following for their participation in the development of this course:

In Egypt – Inas Agiz, Salma Ahmed, Hekmat Aly, Suzi Balaban, Mohamed Eid, Bronwen El Kholy, Mostafa El Makhzangy, Hala Fouad, Jonathan French, Nashaat Nageeb Gendy, Hisham Howedy, Saber Lamey, Heidi Omara, Maha Radwan, Amany Shawkey, Christine Abu Sitta, Ali Abdel Wahab

In Russia – Tatiana Antonova, Elena Belonozhkina, Galina Dragunova, Irina Filonenko, Marina Gaisina, Maria Goretaya, Oksana Guzhnovskaya, Irina Kalinina, Olga Kiligerman, Galina Kornikova, Lidia Kosterina, Sergey Kozlov, Irina Larionova, Irina Lenchenko, Irina Lyubimova, Karine Makhmuryan, Maria Pankina, Anna Petrenkova, Elena Plisko, Natalia Vashchenko, Angelika Vladyko

Printed and bound in Spain by Grafo

2012 2011 2010
10 9 8 7 6 5 4 3 2

English World



the adventure starts here!

English World is the first-ever integrated ten-level print and digital English course for primary and secondary schools. Written by the authors of the best-selling *Way Ahead* and *Macmillan English*, the course aims to give learners confidence in speaking, listening, reading and writing. Thorough grammar and skills work is applied in natural contexts in the real world through dialogues and cross-curricular material. Independent learning is promoted through portfolios, projects and the use of the dictionaries.

The visually stunning printed resources are complemented by electronic materials for use with an Interactive Whiteboard and videos of all dialogues using native-speaker students in context, together with a complete teacher training package with video masterclasses. Other features include a test builder, animated posters, interactive phonics activities and singalong versions of songs.

The adventure begins in Levels 1 and 2 of *English World* where children are introduced to Dan, Lily, Mr Jolly and a wonderful cast of colourful characters. Level 2 is for children who are developing as more confident communicators in English.

'We believe that learning should be enjoyable - hard work, too, but at the same time something that children will find interesting and motivating.'

Mary Bowen and
Liz Hocking

Pupil's Book

Workbook

Grammar Practice Book

Dictionary

Teacher's Guide

Poster

Flashcards

Audio CD

DVD-ROM



MACMILLAN

www.macmillanenglish.com/younglearners



ISBN 978-0-230-02478-6



9 780230 024786