

Eileen Flannigan

# Grammar Friends 3



with CD-ROM

OXFORD

Eileen Flannigan

# Grammar Friends 3



**OXFORD**  
UNIVERSITY PRESS

**OXFORD**

UNIVERSITY PRESS

Great Clarendon Street, Oxford OX2 6DP

Oxford University Press is a department of the University of Oxford.  
It furthers the University's objective of excellence in research, scholarship,  
and education by publishing worldwide in

Oxford New York

Auckland Cape Town Dar es Salaam Hong Kong Karachi

Kuala Lumpur Madrid Melbourne Mexico City Nairobi

New Delhi Shanghai Taipei Toronto

With offices in

Argentina Austria Brazil Chile Czech Republic France Greece

Guatemala Hungary Italy Japan Poland Portugal Singapore

South Korea Switzerland Thailand Turkey Ukraine Vietnam

OXFORD and OXFORD ENGLISH are registered trade marks of  
Oxford University Press in the UK and in certain other countries

© Oxford University Press 2009

The moral rights of the author have been asserted

Database right Oxford University Press (maker)

First published 2009

2013 2012 2011 2010

10 9 8 7 6 5 4 3

**No unauthorized photocopying**

All rights reserved. No part of this publication may be reproduced,  
stored in a retrieval system, or transmitted, in any form or by any means,  
without the prior permission in writing of Oxford University Press,  
or as expressly permitted by law, or under terms agreed with the appropriate  
reprographics rights organization. Enquiries concerning reproduction  
outside the scope of the above should be sent to the ELT Rights Department,  
Oxford University Press, at the address above

You must not circulate this book in any other binding or cover  
and you must impose this same condition on any acquirer

Any websites referred to in this publication are in the public domain and  
their addresses are provided by Oxford University Press for information only.  
Oxford University Press disclaims any responsibility for the content

ISBN: 978 0 19 478002 5 (Student's Book)

ISBN: 978 0 19 478014 8 (Pack)

Printed in China

**ACKNOWLEDGEMENTS**


*Illustrations by:* Jo Taylor/Sylvie Poggio Artists Agency (characters) and JHS  
Studio/Beehive Illustration.

# Contents

<b>Starter</b>	My family	Comparative adjectives The past simple: <b>be</b>	4
<b>1</b>	My friends	The present simple (1): <b>be</b>	8
<b>2</b>	My hobbies	The present simple (2): <b>like + -ing</b>	12
<b>3</b>	Our things	<b>Can</b> for ability, permission and requests Possessive adjectives	16
<b>Review 1</b>			20
<b>4</b>	At the seaside	The present continuous (1)	22
<b>5</b>	A visit to the zoo	The present continuous (2)	26
<b>6</b>	My day	Review of the present simple The present simple (3): <b>have</b>	30
<b>Review 2</b>			34
<b>7</b>	Free time	Adverbs of frequency Time expressions	36
<b>8</b>	Going shopping	Countable and uncountable nouns <b>Would like</b>	40
<b>9</b>	Comparisons	Comparative and superlative adjectives	44
<b>Review 3</b>			48
<b>10</b>	Play time	<b>Must</b> and <b>mustn't</b> The imperative	50
<b>11</b>	Past times	<b>There was, there were</b> Past time expressions	54
<b>12</b>	Family memories	The past simple (1): <b>have</b> The past simple (2): <b>be</b> Connectors	58
<b>Review 4</b>			62
<b>13</b>	Party time	The past simple (3) <b>Ago</b>	64
<b>14</b>	School time	The past simple (4) <b>What, when, where</b>	68
<b>15</b>	Holiday time	<b>Be going to</b> Future time expressions	72
<b>Review 5</b>			76
<b>Grammar reference</b>			78



## Comparative adjectives



We form the comparative of an adjective by adding **-er** to the end of the adjective.



small	smaller
loud	louder
quiet	quieter
fast	faster
slow	slower
old	older
young	younger
tall	taller
short	shorter

Big is different: **bigger**



We use comparative adjectives to describe the difference between two things or people.

We use **than** after a comparative adjective when we compare one thing directly with another.

*The horse is **bigger than** the donkey.*

### 1 Complete the sentences. Use the correct word in brackets.



Molly is faster than Harry. (fast/young)



Mrs Jones is \_\_\_\_\_ Charlie. (young/tall)



Charlie is \_\_\_\_\_ Molly. (loud/fast)



Grandpa is \_\_\_\_\_ Harry. (slow/short)



Molly is \_\_\_\_\_ Harry. (loud/small)

**2** Here are some facts about the Jones family. Complete the sentences, using information from the table. Use the words in brackets.

Name	Age	Height
Charlie Jones	8	1.20 m
Molly Jones	7	1.10 m
Harry Jones	5	1 m
Dad	37	1.80 m
Mum	35	1.50 m
Grandpa	55	1.60 m
Grandma	54	1.50 m

- Charlie is older than Molly. (old)
- Molly is \_\_\_\_\_ Harry. (tall)
- Harry is \_\_\_\_\_ Grandma. (young)
- Grandma is \_\_\_\_\_ Dad. (short)
- Dad is \_\_\_\_\_ Mum. (big)
- Mum is \_\_\_\_\_ Grandpa. (small)
- Grandpa is \_\_\_\_\_ Charlie. (old)


**3** Write sentences.

- Beth / tall / Lily
- Olly / small / Beth
- Anna / old / Olly
- Olly / young / Anna
- Beth / big / Olly
- Olly / short / Beth

Beth is taller than Lily.



## The past simple: be



Yesterday, Molly **was** at school. Charlie **wasn't** at school yesterday.



### Affirmative

I **was**  
you **were**  
he **was**  
she **was**  
it **was**  
we **were**  
you **were**  
they **were**

### Negative

I **was not**  
you **were not**  
he **was not**  
she **was not**  
it **was not**  
we **were not**  
you **were not**  
they **were not**

### Short forms

I **wasn't**  
you **weren't**  
he **wasn't**  
she **wasn't**  
it **wasn't**  
we **weren't**  
you **weren't**  
they **weren't**

We use the past simple of **be** with adjectives to describe feelings in the past.

*I **was** tired. He **was** busy. They **weren't** angry.*

We also use the past simple of **be** to identify someone or something in the past.

*Terry and Steven **were** policemen. Anna **was** a doctor.*

We use the past simple of **be** with a place to describe where something happened.

*Olly **was** at school. Grandma and Grandpa **were** in the shop.*

## 4 Circle the correct past simple form of **be**.

- Mum and Dad **were** / **was** tired.
- Alex **were** / **was** at school.
- Jim **were** / **was** a doctor in the play.
- Ted and Olly **were** / **was** busy.
- It **were** / **was** windy yesterday.
- Louise and Helen **were** / **was** happy.

**5 Look at the picture on page 6. Complete the sentences.**

- 1 Charlie was ill.
- 2 Mum, Charlie, Harry and Grandma \_\_\_\_\_ in the living room.
- 3 Harry \_\_\_\_\_ a doctor.
- 4 Grandma \_\_\_\_\_ tired.
- 5 Dad \_\_\_\_\_ at work.
- 6 Grandpa \_\_\_\_\_ in the garden.
- 7 Molly \_\_\_\_\_ at school.

**6 Make the sentences negative.**

- 1 Jamie was angry. Jamie wasn't angry.
- 2 Jenny was in the play. \_\_\_\_\_
- 3 Jack and Jess were happy. \_\_\_\_\_
- 4 Keith and Kate were busy. \_\_\_\_\_
- 5 Anna was in the kitchen. \_\_\_\_\_
- 6 George was a policeman. \_\_\_\_\_
- 7 Heidi was tall. \_\_\_\_\_

**7 Write the sentences using **was** or **were** and a comparative adjective.**

- 1 Jess / fast / Jack  
Jess was faster than Jack.
- 2 Jenny and George / young / Keith  
\_\_\_\_\_
- 3 George / tall / Anna  
\_\_\_\_\_
- 4 George and Anna / old / Jenny and Jess  
\_\_\_\_\_
- 5 Mum and Dad / slow / the children  
\_\_\_\_\_
- 6 Mum / short / Dad  
\_\_\_\_\_
- 7 Grandpa / big / Charlie  
\_\_\_\_\_
- 8 Jeanie and Holly / young / Cynthia  
\_\_\_\_\_



# 1 My friends

The present simple (1): *be*

The present simple affirmative and negative: *be*



## Affirmative

I **am**  
you **are**  
he **is**  
she **is**  
it **is**  
we **are**  
you **are**  
they **are**

## Short forms

I'm  
you're  
he's  
she's  
it's  
we're  
you're  
they're

## Negative

I **am not**  
you **are not**  
he **is not**  
she **is not**  
it **is not**  
we **are not**  
you **are not**  
they **are not**

## Short forms

I'm **not**  
you **aren't**  
he **isn't**  
she **isn't**  
it **isn't**  
we **aren't**  
you **aren't**  
they **aren't**

1 Complete the sentences. Use short forms.



He 's from Australia.



It \_\_\_\_\_ from the UK.



They \_\_\_\_\_ from Egypt.



She \_\_\_\_\_ from the USA.



I \_\_\_\_\_ seven.



You \_\_\_\_\_ from Egypt.



We \_\_\_\_\_ from Brazil.



You \_\_\_\_\_ eight.



He \_\_\_\_\_ one.

## 2 Write negative sentences.

1 Sally / from / the USA

Sally isn't from the USA.

2 you / ten

\_\_\_\_\_

3 I / from / Australia

\_\_\_\_\_

4 Mum and Dad / from / the UK

\_\_\_\_\_

5 we / from / Brazil

\_\_\_\_\_

6 Jack / five

\_\_\_\_\_




## The present simple questions and short answers: be



### Questions

### Short answers

Am I?	Yes, I <b>am</b> .	No, I'm <b>not</b> .
Are you?	Yes, you <b>are</b> .	No, you <b>aren't</b> .
Is he?	Yes, he <b>is</b> .	No, he <b>isn't</b> .
Is she?	Yes, she <b>is</b> .	No, she <b>isn't</b> .
Is it?	Yes, it <b>is</b> .	No, it <b>isn't</b> .
Are we?	Yes, you <b>are</b> .	No, you <b>aren't</b> .
Are you?	Yes, we <b>are</b> .	No, we <b>aren't</b> .
Are they?	Yes, they <b>are</b> .	No, they <b>aren't</b> .



We often use question words such as **where**, **when**, **why**, **what**, **who** and **which** with **be** to find out information. We also use **how old**. The question word goes at the beginning of the sentence.

**Where** are you from? **How old** is she?

In questions, we can use short forms for the **he**, **she** or **it** form. We don't use short forms for the **I**, **you**, **we** or **they** forms.

*Where's he from? He's from Egypt.*

*Where **are** they from? They're from Brazil.*

### 3 Where are these children from? Write.



1 Is he from Russia? Yes, he is.



2 \_\_\_\_\_ from Egypt? \_\_\_\_\_









3 \_\_\_\_\_ from the USA? \_\_\_\_\_



4 \_\_\_\_\_ from Thailand? \_\_\_\_\_

4 Look at the table. Complete the sentences.

Name	Tony 	Jenny and George 	Miguel 	Kanya 	Rafa and Pedro 	Youssef 
Country	Australia	USA	Spain	Thailand	Brazil	Egypt

- Tony 's from Australia. He's from Australia.
- Jenny and George \_\_\_\_\_ from \_\_\_\_\_.
- \_\_\_\_\_ from Spain. \_\_\_\_\_ from \_\_\_\_\_.
- Kanya \_\_\_\_\_ from \_\_\_\_\_.
- \_\_\_\_\_ from Brazil. \_\_\_\_\_ from \_\_\_\_\_.
- Youssef \_\_\_\_\_ from \_\_\_\_\_.

5 Look at the table in exercise 4. Complete the questions and answers.

- Are Jenny and George from Australia? No, they aren't.
- \_\_\_\_\_ Kanya from Thailand? \_\_\_\_\_
- \_\_\_\_\_ Tony from the USA? \_\_\_\_\_
- \_\_\_\_\_ Rafa and Pedro from Brazil? \_\_\_\_\_
- \_\_\_\_\_ Miguel from Spain? \_\_\_\_\_
- \_\_\_\_\_ Youssef from Thailand? \_\_\_\_\_

6 Read and complete the email using the correct form of **be**.

Hi James

How **1** are you? I **2** \_\_\_\_\_ your new penfriend. My name **3** \_\_\_\_\_ Gary.

I live in Canada but I **4** \_\_\_\_\_ from Canada. I **5** \_\_\_\_\_ from Scotland.

Where **6** \_\_\_\_\_ you from? I've only got your email address. When **7** \_\_\_\_\_ your birthday? What **8** \_\_\_\_\_ your hobbies?

Please write soon!


Gary



## 2 My hobbies

The present simple (2): *like + -ing*

### The present simple: *like + -ing*



#### Affirmative

I like playing  
you like playing  
he likes playing  
she likes playing  
it likes playing  
we like playing  
you like playing  
they like playing

#### Negative

I do not like playing  
you do not like playing  
he does not like playing  
she does not like playing  
it does not like playing  
we do not like playing  
you do not like playing  
they do not like playing

#### Short forms

I don't like playing  
you don't like playing  
he doesn't like playing  
she doesn't like playing  
it doesn't like playing  
we don't like playing  
you don't like playing  
they don't like playing

We use the present simple of **like + -ing** to talk about things that we enjoy doing or don't enjoy doing. *I like reading. She doesn't like playing the piano.*

### 1 Write sentences using **like + -ing**.

- 1 Mr Jones / like / read / newspapers  
Mr Jones likes reading newspapers.
- 2 my aunt / like / go / to the cinema  
\_\_\_\_\_
- 3 our cousins / like / play / chess  
\_\_\_\_\_
- 4 I / like / fish  
\_\_\_\_\_
- 5 my brother and I / like / climb / trees  
\_\_\_\_\_

2 Look at the pictures and sentences. Write the correct sentences.



I don't like playing tennis.

I like playing tennis.



She likes playing tennis.

She doesn't like playing tennis.



We like horse riding.



They don't like skateboarding.



I like playing the piano.



They like drawing.



They don't like playing volleyball.



She likes reading.



### 3 Look at the table and complete the sentences.

	playing the piano	horse riding	drawing	swimming	reading
Jane	✓		✗		✓
Jim	✗		✓		
Simon		✓			✗
Anna				✗	✓
Oscar		✓		✗	

- Jane likes playing the piano.
- Jane doesn't like drawing.
- Jane and Anna \_\_\_\_\_ reading.
- Jim \_\_\_\_\_ playing the piano.
- Jim \_\_\_\_\_ drawing.
- Simon and Oscar \_\_\_\_\_ horse riding.
- Simon \_\_\_\_\_ reading.
- Anna and Oscar \_\_\_\_\_ swimming.
- Anna \_\_\_\_\_ reading.
- Oscar \_\_\_\_\_ horse riding.

### Like + -ing questions and short answers



#### Questions

Do I like playing?  
 Do you like playing?  
 Does he like playing?  
 Does she like playing?  
 Does it like playing?  
 Do we like playing?  
 Do you like playing?  
 Do they like playing?

#### Short answers

Yes, I **do**.  
 Yes, you **do**.  
 Yes, he **does**.  
 Yes, she **does**.  
 Yes, it **does**.  
 Yes, we **do**.  
 Yes, you **do**.  
 Yes, they **do**.  
 No, I **don't**.  
 No, you **don't**.  
 No, he **doesn't**.  
 No, she **doesn't**.  
 No, it **doesn't**.  
 No, we **don't**.  
 No, you **don't**.  
 No, they **don't**.

Note that we don't repeat the **-ing** verb in short answers.

Jamie, do you like reading? No, I **don't**.

Does Polly like cooking? Yes, she **does**.

#### 4 Complete the questions with **Do** or **Does**.

- 1 Does Paul like horseriding?
- 2 \_\_\_\_\_ you like playing computer games?
- 3 \_\_\_\_\_ Jack like playing the piano?
- 4 \_\_\_\_\_ Paul like playing volleyball?
- 5 \_\_\_\_\_ Amy and Sally like reading?
- 6 \_\_\_\_\_ we like swimming?

#### 5 Match 1–5 with a–e.

- |  |                               |
|--|-------------------------------|
| 1 Does Julia like reading? <u>e</u>              | a No, we don't.               |
| 2 Do we like skateboarding? _____                | b Yes, he does.               |
| 3 Does John like playing computer games? _____   | c Yes, they do.               |
| 4 Do Paul and Jim like playing volleyball? _____ | d Yes, I do.                  |
| 5 Do you like reading? _____                     | <del>e No, she doesn't.</del> |

#### 6 Look at the chart. Write questions and short answers.

	Hobby	Like?
1 your friends	reading	✓
2 Mary	playing the guitar	X
3 you	drawing	✓
4 John	fishing	✓
5 Mum and Dad	skateboarding	X
6 you and Charlie	surfing	X

- 1 Do your friends like reading? Yes, they do.
- 2 \_\_\_\_\_
- 3 \_\_\_\_\_
- 4 \_\_\_\_\_
- 5 \_\_\_\_\_
- 6 \_\_\_\_\_



# 3 Our things

Can for ability, permission and requests  
Possessive adjectives

## Can for permission and requests



### Questions

Can I ...?  
Can you ...?  
Can he ...?  
Can she ...?  
Can it ...?  
Can we ...?  
Can you ...?  
Can they ...?

### Short answers

Yes, I <b>can</b> .	No, I <b>can't</b> .
Yes, you <b>can</b> .	No, you <b>can't</b> .
Yes, he <b>can</b> .	No, he <b>can't</b> .
Yes, she <b>can</b> .	No, she <b>can't</b> .
Yes, it <b>can</b> .	No, it <b>can't</b> .
Yes, you <b>can</b> .	No, you <b>can't</b> .
Yes, we <b>can</b> .	No, we <b>can't</b> .
Yes, they <b>can</b> .	No, they <b>can't</b> .

We often use **can** to talk about ability.

*I **can** play the guitar.*

We use **Can I ...?** or **Can we ...?** when we ask permission to do something.

***Can I** ride your bike? **Can we** turn on the television?*

We use **Can you ...?** when we ask someone to do something for us (a request).

We can add a **comma + please** at the end of a request to make it sound more polite.

***Can you** buy some bread? **Can you** turn off the radio, **please**?*

When someone asks permission, we reply using the short answer form with **you**.

***Can I** use the computer? Yes, **you can**.*

**1 Read these sentences. Do they talk about permission or a request?**

Write **P** or **R**.

- 1 Can I turn on the TV? P
- 2 Can you pass the sugar, please? \_\_\_\_\_
- 3 Can we play in the garden? \_\_\_\_\_
- 4 Can you turn off the radio? \_\_\_\_\_
- 5 Can you go to the shops for me? \_\_\_\_\_
- 6 Can we go out for dinner, Mum? \_\_\_\_\_

**2 Write sentences to ask permission.**

- |  |   |
|--|---|
| 1 I / have / an apple / ?<br><u>Can I have an apple?</u> | 2 I / use / your mobile phone / ?<br>_____    |
| 3 I / turn up / the radio / ?<br>_____                   | 4 I / turn down / the music / ?<br>_____      |
| 5 I / take / this pen / ?<br>_____                       | 6 we / borrow / these books / ?<br>_____      |
| 7 we / turn on / the DVD player / ?<br>_____             | 8 we / listen to / the CD player / ?<br>_____ |

**3 Put the words in the correct order to write requests.**

- 1 pass / sugar / Can / please / you / the / ?  
Can you pass the sugar, please?
- 2 you / Can / please / the / turn up / radio / ?  
\_\_\_\_\_
- 3 Can / curtains / the / open / you / ?  
\_\_\_\_\_
- 4 you / turn off / the / Can / music / ?  
\_\_\_\_\_
- 5 turn down / you / television / please / Can / the / ?  
\_\_\_\_\_
- 6 wash / you / the / car / Can / please / ?  
\_\_\_\_\_



4 Match questions and answers from the box. Write them next to the pictures.

Can we sit here?  
 Can I have some cake?  
~~Can I have an apple?~~  
 Can I borrow your newspaper, please?  
 Can I have a new handbag?

No, you can't.  
 Yes, you can.  
 No, you can't.  
~~Yes, you can.~~  
 Yes, you can.



Can I have an apple?  
 Yes, you can.



5 Look at the table. Write questions to ask for permission and make requests.

Permission	Request
1 turn up the music	2 turn off the DVD player
3 go to the cinema	4 give me the newspaper
5 play with my friends	6 go to the shop for me
7 have a new coat	8 help me in the kitchen

1 Can I turn up the music?

2 Can you turn off the DVD player, please?

3 \_\_\_\_\_

4 \_\_\_\_\_

5 \_\_\_\_\_

6 \_\_\_\_\_

7 \_\_\_\_\_

8 \_\_\_\_\_

### Possessive adjectives

my your his her its your our their

This is **my** DVD. That's **your** CD player.

6 Complete the sentences. Write **our**, **your**, or **their**.

1 Our book is red.

Your book is blue.

2 Is this \_\_\_\_\_ dog?

Yes, it's \_\_\_\_\_ dog.

3 Is this \_\_\_\_\_ camera?

No, it's \_\_\_\_\_ camera.

4 \_\_\_\_\_ cake is big.

\_\_\_\_\_ cake is small.

5 Is this \_\_\_\_\_ project?

Yes, it's \_\_\_\_\_ project.





## 1 Read the information. Complete the sentences.

Mr Taylor – 37

Carl – 11

1 Carl is younger than Mr Taylor.

2 Mr Taylor is older than Carl.

Bob and Tim – 9

Daisy – 8

3 Bob and Tim are \_\_\_\_\_ Daisy.

4 Daisy is \_\_\_\_\_ Bob and Tim.

Red car – 100 m in 9 seconds

Yellow car – 100 m in 10 seconds

5 The red car is \_\_\_\_\_ the yellow car.

6 The yellow car is \_\_\_\_\_ the red car.

## 2 Circle the correct past simple negative form of **be**.

1 Helen and Steffi **wasn't** / **weren't** happy.

2 We **wasn't** / **weren't** in the kitchen.

3 It **wasn't** / **weren't** cold yesterday.

4 Alex **wasn't** / **weren't** at the cinema.

5 Fred **wasn't** / **weren't** a policeman in the play.

6 They **wasn't** / **weren't** angry.

## 3 Complete the dialogue with the correct form of **be**. Use short forms where possible.

Tom: Hello. What 's (1) your name?

Rob: Hi. I \_\_\_\_\_ (2) Rob. Where \_\_\_\_\_ (3) you from? I don't think you \_\_\_\_\_ (4) English.

Tom: No, I \_\_\_\_\_ (5). I \_\_\_\_\_ (6) American.

Rob: \_\_\_\_\_ (7) you here with your family?

Tom: Yes. My cousins \_\_\_\_\_ (8) English.

Rob: \_\_\_\_\_ (9) they from London?

Tom: No, they \_\_\_\_\_ (10). They \_\_\_\_\_ (11) from Manchester. We \_\_\_\_\_ (12) here in London on holiday.

4 Complete the sentences with **like + -ing**. Use the affirmative, negative or question form of a verb from the box.

surf fly climb play read skateboard

- 1 My Dad doesn't like surfing the Internet. (not)
- 2 Jane and Jenny \_\_\_\_\_ comics.
- 3 Gary \_\_\_\_\_ trees.
- 4 \_\_\_\_\_ you \_\_\_\_\_ kites?
- 5 You \_\_\_\_\_ chess. (not)
- 6 \_\_\_\_\_ you and Beth \_\_\_\_\_?

5 Permission or request? Write **P** or **R**.

- 1 Can you help me, please? \_\_\_\_\_
- 2 Can we go out to play? \_\_\_\_\_
- 3 Can I borrow your new CD? \_\_\_\_\_
- 4 Can you put the butter in the fridge? \_\_\_\_\_
- 5 Can we use the computer? \_\_\_\_\_
- 6 Can you take this letter to the post office? \_\_\_\_\_
- 7 Can I take a biscuit? \_\_\_\_\_
- 8 Can you stay for another five minutes? \_\_\_\_\_


6 Complete the sentences using **your**, **our**, or **their**.



- |                                      |                                      |
|--------------------------------------|--------------------------------------|
| 1 Can I use <u>your</u> computer?    | 2 Can we ride _____ bikes?           |
| 3 Can we go to _____ house, please?  | 4 Can I have _____ homework, please? |
| 5 Can he have dinner at _____ house? | 6 Can we be _____ friends?           |



## Spelling rules: the -ing form



Look at these rules for spelling the -ing form:


Verb	Example	Add	Present continuous
most verbs	play	+ -ing	playing
verbs ending consonant + -e	write	<del>e</del> + -ing	writing
verbs ending one vowel + one consonant, except -y or -w,	snorkel	double consonant + -ing	snorkelling

**1 Match 1–9 with the correct ending to make -ing words.**

- |         |      |                 |
|---------|------|-----------------|
| 1 swim  | ing  | _____           |
| 2 carry | ting | _____           |
| 3 read  | ing  | _____           |
| 4 pla   | ying | _____           |
| 5 draw  | ing  | _____           |
| 6 go    | ying | _____           |
| 7 put   | ming | <u>swimming</u> |
| 8 stud  | ing  | _____           |



## The present continuous affirmative



Mum **is making** sandwiches.



### Affirmative

I **am** playing  
you **are** playing  
he **is** playing  
she **is** playing  
it **is** playing  
we **are** playing  
you **are** playing  
they **are** playing

### Short forms

I'm playing  
you're playing  
he's playing  
she's playing  
it's playing  
we're playing  
you're playing  
they're playing

We don't use short forms after two names.

Eric and Charlie **are playing** volleyball.

BUT

*They're playing* volleyball

*John's playing* volleyball.

We use the present continuous to talk about:

- Something that is happening at the moment we are speaking.  
*She's talking to someone on the phone at the moment.*
- Something that is happening around now for a short time.  
*I'm staying at my aunt's house for two months.*

We do not use the present continuous to talk about things that happen regularly.

## 2 Write sentences using the present continuous. Use short forms if possible.

1 Dad / windsurf

Dad's windsurfing.

2 I / comb / my hair

3 Scott and Lucy / read comics

4 you / play chess

5 we / skateboard

6 Kate / listen to a CD



### 3 Describe what the people are doing. Use phrases from the box.

sit on the beach eat a sandwich swim ~~read a comic~~ make a fire



1 Molly

Molly's reading a comic.

2 Mum, Molly and Toby

3 Dad

4 Toby

5 Charlie and Harry

### The present continuous negative



#### Negative

I am not playing  
you are not playing  
he is not playing  
she is not playing  
it is not playing  
we are not playing  
you are not playing  
they are not playing

#### Short forms

I'm not playing  
you aren't playing  
he isn't playing  
she isn't playing  
it isn't playing  
we aren't playing  
you aren't playing  
they aren't playing



4 Look at the sentences in exercise 3. Make them negative.

- 1 Molly isn't reading a comic.
- 2 \_\_\_\_\_
- 3 \_\_\_\_\_
- 4 \_\_\_\_\_
- 5 \_\_\_\_\_

5 Look at the table. Correct the notes. Write complete sentences.

	read	sleep	study	work	run	make lunch	drive
Bob							✓
Mrs Green						✓	
you			✓				
I					✓		
we	✓						
Tim and Billy		✓					
your sister				✓			



- 1 Bob / read  
Bob isn't reading. He's driving.
- 2 your sister / sleep  
\_\_\_\_\_
- 3 we / work  
\_\_\_\_\_
- 4 Tim and Billy / make lunch  
\_\_\_\_\_
- 5 I / study  
\_\_\_\_\_
- 6 you / run  
\_\_\_\_\_
- 7 Mrs Green / drive  
\_\_\_\_\_



# 5 A visit to the zoo

The present continuous (2)

## The present continuous: questions and short answers



### Questions

Am I playing?  
Are you playing?  
Is he playing?  
Is she playing?  
Is it playing?  
Are we playing?  
Are you playing?  
Are they playing?

### Short answers

Yes, I am.	No, I'm not.
Yes, you are.	No, you aren't.
Yes, he is.	No, he isn't.
Yes, she is.	No, she isn't.
Yes, it is.	No, it isn't.
Yes, we are.	No, we aren't.
Yes, you are.	No, you aren't.
Yes, they are.	No, they aren't.

Note that we don't repeat the **-ing** verb in short answers to questions in the present continuous.

**Are you watching TV?** No, we **aren't**.

When we give a short answer, we always use a pronoun.

**Is John playing in the garden?** Yes, he **is**.

**Are Mum and Dad playing chess?** No, they **aren't**.

**1 Write questions, using the present continuous.**

1 he / light / a fire?

Is he lighting a fire?

2 Jane / do / her homework?

3 we / have / dinner / now?

4 You and Tom / play / a computer game?

5 you / get dressed?

**2 Write questions for these answers.**

1



Is the lion sleeping?

Yes, the lion's sleeping.

2



No, the monkey isn't flying. It's climbing.

3



Yes, the parrots are flying.

4



No, the kangaroos aren't sleeping. They're eating.

5



No, the zebra isn't eating. It's running.



## 2 Look at the pictures. Write short answers.

1



Is Teresa holding a comb?

Yes, she is.

2



Are they studying?

\_\_\_\_\_

3



Is Frank carrying a big bag?

\_\_\_\_\_

4



Are they playing games?

\_\_\_\_\_

5



Is Mr Rogers reading a newspaper?

\_\_\_\_\_

6



Is Grandpa dancing?

\_\_\_\_\_

## 3 Write questions and short answers in the present continuous.

1 I / learn / English / ? / ✓

Am I learning English? Yes, I am.

2 Amy / talk / ? / ✗

\_\_\_\_\_

3 my Mum and Dad / sit / on the beach / ? / ✗

\_\_\_\_\_

4 we / have / dinner / ? / ✓

\_\_\_\_\_

5 my Grandma and Grandpa / visit / the zoo / ? / ✓

\_\_\_\_\_



What are the animals doing? Write questions and short answers.



1 chimpanzee / eat / ?

Is the chimpanzee eating?

Yes, it is.

3 penguins / swim / ?

2 snakes / sleep / ?

4 mouse / eat / ?

5 crocodile / sleep / ?

6 zebra / drink / ?

7 spider / climb / ?

8 lizard / dive / ?



## The present simple affirmative and negative



### Affirmative

I play  
you play  
he plays  
she plays  
it plays  
we play  
you play  
they play

### Negative


I do not play  
you do not play  
he does not play  
she does not play  
it does not play  
we do not play  
you do not play  
they do not play

### Short forms

I don't play  
you don't play  
he doesn't play  
she doesn't play  
it doesn't play  
we don't play  
you don't play  
they don't play

We use the present simple to talk about:

- habits and things that we do regularly  
*We **walk** to school.*
- facts and things that are always true  
*London **is** the capital of England.*
- opinions *I **don't like** cricket.*



### Spelling rules

Look at the spelling rules for the **he**, **she** and **it** forms of the present simple affirmative.

Verb	Example	Add	Form
most verbs	play	+ -s	plays
verbs ending consonant + -y	study	<del>y</del> + -ies	studies
verbs ending -s, -ch, -sh, -x, -o or -z	watch	+ -es	watches

Remember that some verbs are irregular, e.g. **have**, **can** and **be**.

1 Tick (✓) the verbs if they are spelt correctly. Correct them if they are not.

He ...

- |           |                                     |        |            |                          |       |
|-----------|-------------------------------------|--------|------------|--------------------------|-------|
| 1 sees    | <input checked="" type="checkbox"/> | _____  | 2 singgs   | <input type="checkbox"/> | _____ |
| 3 washs   | <input checked="" type="checkbox"/> | washes | 4 payes    | <input type="checkbox"/> | _____ |
| 5 falls   | <input type="checkbox"/>            | _____  | 6 goes     | <input type="checkbox"/> | _____ |
| 7 catches | <input type="checkbox"/>            | _____  | 8 choosies | <input type="checkbox"/> | _____ |
| 9 buyys   | <input type="checkbox"/>            | _____  | 10 sleepes | <input type="checkbox"/> | _____ |

2 Look at the table. Are the sentences true or false? Write T or F, then write sentences.

	Calum	Heidi	Toby	Teresa
get up early	✓	✗	✗	✓
go to school by car	✗	✗	✓	✓
play tennis	✓	✓	✗	✗
get dressed at 8 o'clock	✗	✓	✗	✗

- |                                     |       |                   |
|-------------------------------------|-------|-------------------|
| 1 Calum gets up early.              | T     | He gets up early. |
| 2 Heidi goes to school by car.      | _____ | _____             |
| 3 Toby doesn't play tennis.         | _____ | _____             |
| 4 Teresa gets dressed at 8 o'clock. | _____ | _____             |
| 5 Calum goes to school by car.      | _____ | _____             |
| 6 Heidi plays tennis.               | _____ | _____             |
| 7 Toby gets up early.               | _____ | _____             |
| 8 Teresa goes to school by car.     | _____ | _____             |

3 Now complete the affirmative and negative sentences about Calum, Heidi, Toby and Teresa. Use the information in exercise 2.

- Calum doesn't go to school by car.
- Calum \_\_\_\_\_ at 8 o'clock.
- Toby \_\_\_\_\_ by car.
- Toby and Teresa \_\_\_\_\_ tennis.
- Heidi \_\_\_\_\_ tennis.
- Teresa and Calum \_\_\_\_\_ early.



## The present simple questions and short answers



### Questions

Do I like milk?  
Do you like milk?  
Does he like milk?  
Does she like milk?  
Does it like milk?  
Do we like milk?  
Do you like milk?  
Do they like milk?

### Short answers

Yes, I <b>do</b> .	No, I <b>don't</b> .
Yes, you <b>do</b> .	No, you <b>don't</b> .
Yes, he <b>does</b> .	No, he <b>doesn't</b> .
Yes, she <b>does</b> .	No, she <b>doesn't</b> .
Yes, it <b>does</b> .	No, it <b>doesn't</b> .
Yes, we <b>do</b> .	No, we <b>don't</b> .
Yes, you <b>do</b> .	No, you <b>don't</b> .
Yes, they <b>do</b> .	No, they <b>don't</b> .

Be careful with the **he** and **she** form:

*Does Richard brush his teeth before school?*

## The present simple: have

### Affirmative

I **have**  
you **have**  
he **has**  
she **has**  
it **has**  
we **have**  
you **have**  
they **have**

### Negative

I **don't have**  
you **don't have**  
he **doesn't have**  
she **doesn't have**  
it **doesn't have**  
we **don't have**  
you **don't have**  
they **don't have**

### Questions

Do I **have**?  
Do you **have**?  
Does he **have**?  
Does she **have**?  
Does it **have**?  
Do we **have**?  
Do you **have**?  
Do they **have**?



In my family, we **have** dinner at 7.30 every evening.

Note that short answers are the same as for regular verbs.

*Do you have dinner at 7.30? Yes, we **do**.*

**4 Put the words in the correct order to make sentences.**

1 Heidi / does / go to school / by car / ?

Does Heidi go to school by car?

2 play football / do / after school / you / ?

3 Sally and Polly / do / at 7 o'clock / eat dinner / ?

4 go swimming / do / on Tuesdays / we / ?

5 do / after breakfast / your teeth / brush / you / ?

6 like singing / your sister / does / ?

7 you and your friends / do / outside / like playing / ?

**5 Write short answers to the questions in exercise 4.**

1 ✓ Yes, she does.

2 X \_\_\_\_\_

3 X \_\_\_\_\_

4 ✓ \_\_\_\_\_

5 ✓ \_\_\_\_\_

6 ✓ \_\_\_\_\_

7 ✓ \_\_\_\_\_

**6 Complete the questions using the correct form of have.**

1 Does your Dad have a car?

2 \_\_\_\_\_ he \_\_\_\_\_ breakfast every day?

3 \_\_\_\_\_ you \_\_\_\_\_ a shower in the evening?

4 \_\_\_\_\_ your family \_\_\_\_\_ dinner together?

5 \_\_\_\_\_ they \_\_\_\_\_ lots of friends?

6 \_\_\_\_\_ we \_\_\_\_\_ a lot of homework?

7 \_\_\_\_\_ I \_\_\_\_\_ long hair?

8 \_\_\_\_\_ Sally \_\_\_\_\_ lots of toys?



## 1 Write sentences using the present continuous.

1 She / write / a letter

2 they / watch / TV

3 he / wait / at the bus stop

4 he / skateboard

5 we / do / an exam

6 I / swimming

## 2 Make the sentences in exercise 1 negative.

1 She isn't writing a letter.

2

3

4

5

6

## 3 Look at the table. Write questions. Then write short answers.

	do a test	drive	write a letter	make dinner	play football	meet friends
1 we					✓	
2 Gina				✓		
3 Max		✓				
4 our parents						✓
5 you and Pat	✓					
6 I			✓			

1 we / play football?

2 Gina / write a letter?

Are we playing football?

Yes, you are.

3 Max / drive?

4 our parents / make dinner?

5 you and Pat / do a test?

6 I / meet friends?

**4 Match 1–8 with a–h to make he/she/it forms of the present simple verbs.**

1 wat	a es	_____
2 was	b sses	_____
3 go	c ies	_____
4 tr	d ches	<u>watches</u>
5 choo	e ses	_____
6 make	f hes	_____
7 ad	g s	_____
8 pa	h ds	_____

**5 Complete the text with the present simple affirmative or negative of the verbs in brackets.**

I (1) get up (get up) at 7 o'clock during the week. First I (2) \_\_\_\_\_ (wash) and then I (3) \_\_\_\_\_ (get dressed), while Mum (4) \_\_\_\_\_ (make) breakfast. I only (5) \_\_\_\_\_ (have) fruit juice and toast, because I (6) \_\_\_\_\_ (not like) cereal. My sister Sandra (7) \_\_\_\_\_ (stay) in bed for ages, so she always (8) \_\_\_\_\_ (eat) her breakfast in a hurry. We (9) \_\_\_\_\_ (walk) to school, because we (10) \_\_\_\_\_ (not have) bikes.

**6 Write questions and short answers. Use the present simple.**

1 like / play the guitar / do / you / ✓

Do you like playing the guitar? Yes, I do.

2 you / do / after breakfast / brush your teeth / ✓

3 Jenny / does / get up / at 7.30 / ✓

4 a bike / do / you have / ✗

5 like / eating ice cream / you / do / ✓

6 like playing chess / does / he / ✗

7 Grandma and Grandpa / do / live / in a big house / ✗

8 do / have / you / for breakfast / toast / ✗



## Adverbs of frequency



He **never** goes to the sports centre.



She **always** arrives late.



We use adverbs of frequency to talk about how often we do something. Look at the table.

Ben	L	L	L	L	L	Ben's <b>always</b> late.
Amy	L		L	L	L	Amy's <b>usually</b> late.
Mike	L		L	L		Mike's <b>often</b> late.
Tod		L			L	Tod's <b>sometimes</b> late.
Sue						Sue's <b>never</b> late.



We can't use **never** in negative sentences.

We often use adverbs of frequency with the present simple. Look at their position in the sentence.

Jane **sometimes** goes to school by bus.

I don't **often** buy souvenirs.

We are **usually** asleep at 9 o'clock.

We can use **ever** to ask how often someone does something.

Do you **ever** go to the sports centre?

**1 Complete the table with X, ✓, ✓✓, ✓✓✓ and ✓✓✓✓.**

1 never	X
2 always	✓✓✓✓
3 sometimes	
4 usually	
5 often	

**2 Complete the sentences with adverbs of frequency.**

- Frank always goes to the café before work. ✓✓✓✓
- Marie \_\_\_\_\_ buys presents for her sister. X
- Molly is \_\_\_\_\_ late for school. ✓✓
- Peter doesn't \_\_\_\_\_ go to the library. ✓✓✓
- We \_\_\_\_\_ eat ice cream after dinner. ✓

**3 Write sentences. Put the adverb in the correct position.**

1 We go to the cinema. (sometimes)  
We sometimes go to the cinema.

2 They're early. (often)  
 \_\_\_\_\_

3 She doesn't go to the swimming pool. (usually)  
 \_\_\_\_\_

4 Calum and Jane go to the theatre. (never)  
 \_\_\_\_\_

5 I buy a ticket. (always)  
 \_\_\_\_\_

6 You don't visit. (often)  
 \_\_\_\_\_

7 Our house isn't warm. (always)  
 \_\_\_\_\_

8 I go to the café. (never)  
 \_\_\_\_\_

9 I don't go to the library on Fridays. (always)  
 \_\_\_\_\_



## Time expressions

**in**

**in** June, **in** 2025

**on**

**on** Wednesdays, **on** Saturdays  
= every Wednesday, every Saturday

**BUT**

**on** Wednesday, **on** Saturday  
= next Wednesday, next Saturday

**at**

**at** 6 o'clock, **at** midnight,  
**at** 7.15

My birthday's **in** March.

It's her birthday **on** Wednesday.

She always goes to the library **on** Tuesdays.

School starts **at** 8 o'clock.

October						
Sun	Mon	Tue	Wed	Thu	Fri	Sat
			1	2	3	4
			X	X	X	X
5	6	7	8	9	10	11
X	meet Mary		swimming	cinema		
12	13	14	15	16	17	18
			swimming			
19	20	21	22	23	24	25
			swimming			
26	27	28	29	30	31	
			swimming			



I'm meeting Mary today **at** 3 o'clock.  
I go swimming **on** Wednesdays, and  
**on** Thursday I'm going to the cinema.

### 4 Replace the bold words with an expression from the box.

~~on Tuesday~~ on Saturdays on Monday in July on Tuesday at 7.30 at midday

- Today is Monday. It's my birthday **tomorrow**.  
It's my birthday on Tuesday.
- My Mum goes to the shops **every Saturday**.  
My Mum goes to the shops \_\_\_\_\_.
- Today is Sunday. We're going to a concert **tomorrow**.  
We're going to a concert \_\_\_\_\_.
- I'm eight. It's June. I'm nine **on 10th July**.  
I'm eight. It's June. My birthday is \_\_\_\_\_.
- It's seven o'clock. My brother **is in his bedroom**.  
My brother goes to bed \_\_\_\_\_.
- It's 11.50. We always have lunch **in 10 minutes**.  
We always have lunch \_\_\_\_\_.
- It's Wednesday. I went shopping **yesterday**.  
I went shopping \_\_\_\_\_.

## 5 Put the words in the correct order.

1 Sophie's / on / Thursday / is / birthday  
Sophie's birthday is on Thursday.

2 go to / in / a concert / let's / June  
 \_\_\_\_\_



3 always / on / stay in / Mondays / we  
 \_\_\_\_\_

4 we / in / the café / Saturdays / meet / usually / on  
 \_\_\_\_\_

5 sometimes / get home / John / midnight / at  
 \_\_\_\_\_

6 February / in / are / they / fifteen  
 \_\_\_\_\_

## 6 Use the pictures and words to write sentences.

1  +  + on Friday  
He goes to the cinema on Fridays.

2  +  + usually / on Saturday  
She usually goes to the library on Saturdays.

3  +  + not + often  
 \_\_\_\_\_

4  +  + sometimes  
 \_\_\_\_\_

5  +  + always / on Thursdays  
 \_\_\_\_\_

6  +  + never  
 \_\_\_\_\_



# 8 Going shopping

Countable and uncountable nouns  
Would like

## A, an and some



### Countable nouns

#### Singular

a cat

an orange



consonant



vowel (a, e, i, o, u)

#### Plural

some cats, some oranges

two cats, two oranges.

### Uncountable nouns

These are nouns that don't have a plural form.  
They are amounts of things such as food and drink.



rice



fruit



asparagus



water



coffee

We use **some** before uncountable nouns. We don't use **a** or **an**.


*I'd like **some** asparagus.*


*We'd like **some** water, please.*


Note that we can also say: **a glass of**, **a cup of**, **a bottle of**, **a can of** for drinks.


*I'd like **a bottle of** water, please.*

Some foods can be countable and uncountable.

some melon 

a melon 

some ice cream 

an ice cream 

## 1 Put the words in the correct column.

~~date~~ ~~bread~~ banana fruit lemon asparagus apple aubergine  
glass of water broccoli rice grape water coffee raisin spinach

### Countable nouns

date

### Uncountable nouns

bread

## 2 Complete each phrase using a word from the box. Use each word once.

a ~~some~~ two some four some three some



some coffee



\_\_\_\_\_ lemons



\_\_\_\_\_ bananas



\_\_\_\_\_ oranges



\_\_\_\_\_ fruit



\_\_\_\_\_ glass of water



\_\_\_\_\_ spinach



\_\_\_\_\_ dates

## 3 Write a, an or some.

- |                   |                        |
|-------------------|------------------------|
| 1 <u>an</u> apple | 2 <u>some</u> grapes   |
| 3 _____ broccoli  | 4 _____ glass of water |
| 5 _____ lemon     | 6 _____ raisins        |
| 7 _____ aubergine | 8 _____ rice           |
| 9 _____ asparagus | 10 _____ orange        |
| 11 _____ dates    | 12 _____ fruit         |
| 13 _____ banana   | 14 _____ coffee        |



## Would like



### Affirmative

I **would like**  
you **would like**  
he **would like**  
she **would like**  
it **would like**  
we **would like**  
you **would like**  
they **would like**

### Short forms

I'd like  
you'd like  
he'd like  
she'd like  
it'd like  
we'd like  
you'd like  
they'd like

When we are in a café or shop we often use **would like** to say what we want. We often use the short form **'d like**.

*I'd like some tea. He'd like an apple.*



### Questions

Would I like?  
Would you like?  
Would he like?  
Would she like?  
Would it like?  
Would you like?  
Would we like?  
Would you like?  
Would they like?

We usually reply to a **Would you like ...?** question with **Yes, please** or **No, thanks**.

*Would you like some grapes?  
Yes, please. / No, thanks.*



Don't confuse **would like** with **like**, which we use to talk about things we like in general.

*I'd like an ice cream. (= I want an ice cream now.)*

*I like ice cream. (= I always like ice cream.)*

3 Write affirmative sentences. Use **would like** and **a, an** or **some**.

1 Dad / grapes

Dad would like some grapes.

2 Charlie / banana


3 Molly and Harry / water


4 we / asparagus


5 I / apple

6 she / a glass of orange juice

4 Look at the pictures. Write questions with **Would you like**. Then write the replies.

1  Would you like some grapes?  
No, thanks.

2 

3 


4 

5 

6 



## Comparative adjectives



Generally, we add **-er** to the end of short adjectives to form the comparative.

**Adjective**

long  
small  
high

**Comparative**

longer  
smaller  
higher

**Adjective**

short  
deep  
slow

**Comparative**

shorter  
deeper  
slower

Look at these other rules:

Adjective ending	Example	Add	Comparative adjective
-e	wide	+ -r	wider
consonant + vowel + consonant	big	double the final consonant + -er	bigger

When we want to directly compare two things, places or people, we use **than**.  
Cairo is bigger **than** London. Charlie is taller **than** Harry.


1 Add **r**, **ger**, or **er** to the words to make comparative adjectives.

- |                      |               |
|----------------------|---------------|
| 1 long <u>longer</u> | 2 short _____ |
| 3 young _____        | 4 wide _____  |
| 5 deep _____         | 6 high _____  |
| 7 big _____          | 8 loud _____  |

2 Write the comparative adjectives.

- |                        |                |
|------------------------|----------------|
| 1 small <u>smaller</u> | 2 tall _____   |
| 3 loud _____           | 4 long _____   |
| 5 quiet _____          | 6 big _____    |
| 7 slow _____           | 8 high _____   |
| 9 fast _____           | 10 short _____ |
| 11 old _____           | 12 young _____ |

3 Write sentences, using the comparative adjective of the word in brackets.




1 (high) A is higher than B.



2 (old) \_\_\_\_\_




3 (big) \_\_\_\_\_



4 (wide) \_\_\_\_\_



5 (quiet) \_\_\_\_\_



6 (tall) \_\_\_\_\_



## Superlative adjectives



To form the superlative of short adjectives, we add **-est** or **-st**.

Adjective	Comparative
long	longest
small	smallest
high	highest
short	shortest
deep	deepest
slow	slowest

Adjective ending	Example	Add	Comparative adjective
-e	wide	+ <b>-st</b>	widest
consonant + vowel + consonant	big	double the final consonant + <b>-est</b>	biggest



**The** always goes before a superlative.

*Dad is **the tallest**. The yellow car is **the fastest**.*

Note that we can say **in the world** with superlative adjectives.

*Which is the highest mountain **in the world**?*

*The river Amazon is the longest river **in the world**.*

#### 4 Write the superlative adjectives.

- |                             |                |
|-----------------------------|----------------|
| 1 small <u>the smallest</u> | 2 tall _____   |
| 3 loud _____                | 4 long _____   |
| 5 quiet _____               | 6 big _____    |
| 7 slow _____                | 8 high _____   |
| 9 fast _____                | 10 short _____ |
| 11 old _____                | 12 young _____ |

#### 5 Look at the table. True or false? Write **T** or **F**.

High	Long	Tall
Mountain A 2000 m	River D 400 km	Building G 150 m
Mountain B 1000 m	River E 175 km	Building H 300 m
Mountain C 3000 m	River F 500 km	Building I 75 m

- |                                     |                                     |
|-------------------------------------|-------------------------------------|
| 1 River E is the longest. <u>F</u>  | 2 Mountain A is the highest. _____  |
| 3 Building I is the smallest. _____ | 4 Mountain C is the smallest. _____ |
| 5 River F is the longest. _____     | 6 Building H is the tallest. _____  |

#### 6 Complete the sentences. Use a comparative or superlative form, and add **than** if necessary.

- 1 Mountain A is higher than Mountain B, but Mountain C is the highest.
- 2 River D is \_\_\_\_\_ River E, but River F is \_\_\_\_\_.
- 3 Building G is \_\_\_\_\_ Building H, but Building I is \_\_\_\_\_.
- 4 Mountain A is \_\_\_\_\_ Mountain B, but Mountain C is \_\_\_\_\_.
- 5 River D is \_\_\_\_\_ River F, but River E is \_\_\_\_\_.

#### 7 Complete the sentences using a word from the box.

younger bigger oldest smaller longest

- 1 The Nile is the longest river in Egypt.
- 2 The USA is \_\_\_\_\_ than the UK.
- 3 Mount Fuji is \_\_\_\_\_ than Mount Everest.
- 4 My baby sister is \_\_\_\_\_ than my Grandma.
- 5 The \_\_\_\_\_ man in the world is 113.



## 1 Write sentences. Put the adverbs in brackets into the correct place.

1 I play tennis. (never)

I never play tennis.

2 We do our homework in the library. (sometimes)

3 Karl wakes up before 7 o'clock. (usually)

4 Mum and Dad don't go to the theatre. (often)

5 My friends are asleep before midnight. (never)

6 I'm tired. (always)

7 You're late. (sometimes)

## 2 Complete the sentences using **in**, **on** or **at**.

1 My birthday is in March.

2 We go to the café on Saturdays.

3 There's a party at 8 o'clock tonight. Would you like to come?

4 Calum is going to Paris on Saturday.

5 The class starts at 9 o'clock.

6 Mum and Dad go on holiday in August.

## 3 Write **a**, **an** or **some**.

1 some rice

3 some orange

5 some spinach

7 some water

9 some lemon

11 a glass of orange juice

13 some tea

2 some dates

4 a grape

6 a sandwich

8 a coffee

10 a lemonade

12 a asparagus

14 a aubergine

4 Complete the conversation using the expressions in the box.

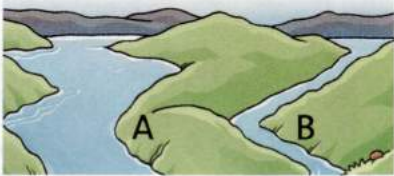
Would you like 'd like No, thanks I'd like Do you like ~~would you like~~

Waitress: Hello. What (1) would you like to eat?  
Milly: I don't know.  
Waitress: (2) \_\_\_\_\_ ice cream?  
Milly: Yes, of course I do! Chocolate is my favourite.  
Waitress: OK, some chocolate ice cream for you.  
Mum: And I (3) \_\_\_\_\_ some fruit.  
Waitress: (4) \_\_\_\_\_ some cream with your fruit?  
Mum: (5) \_\_\_\_\_, but (6) \_\_\_\_\_ a glass of water.

5 Look at the pictures. Write two sentences for each picture, using a comparative adjective and a superlative adjective.

~~wide~~ big fast long old

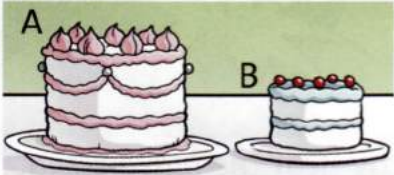
1




A is wider than B.

A is the widest.


2




3



4



5





## Must



### Affirmative

I **must**  
you **must**  
he **must**  
it **must**  
she **must**  
we **must**  
they **must**



You **must stay** near the playground.

We use **must** + base form to tell other people what they have to do.

*You **must** play nicely.*

Sometimes **you** means 'everyone'.

Although **must** is most commonly used in the **you** form, we can use it in other forms. Note that for **he** and **she** we do not add -s to **must**.

*Jane **must** try to improve her spelling.*

We can give a more direct order simply by using the imperative form. This is the infinitive without **to**.

***Stay** near the playground. **Play** nicely.*

The imperative form is common on signs and notices.



1 Look at the pictures. Write sentences, using **You must** and an expression from the box.

~~do the dishes~~ tidy your room listen to your teacher do your homework  
help other people write thank-you letters wash the car eat your dinner



You must do the dishes.





## Mustn't

### Negative

I must not  
you must not  
he must not  
she must not  
it must not  
we must not  
they must not

### Short forms

I mustn't  
you mustn't  
he mustn't  
she mustn't  
it mustn't  
we mustn't  
they mustn't

In the negative, we often use the short form **mustn't** + base form.

*We **mustn't** talk in class.*

We can also use **don't** + infinitive without **to**. This is the negative imperative.

***Don't** talk in class.*



## 2 Complete the table.

	Must	Mustn't	Imperative	Negative imperative
1 come	You must come.	You mustn't come.	Come.	Don't come.
2 stay				
3 listen				
4 wait				
5 go				

3 Look at the notice. Write sentences, using **You must** and **You mustn't**.



- 1 You mustn't feed the animals.
- 2 \_\_\_\_\_
- 3 \_\_\_\_\_
- 4 \_\_\_\_\_
- 5 \_\_\_\_\_
- 6 \_\_\_\_\_
- 7 \_\_\_\_\_

4 Look at the picture. Write sentences, using **You must** and **You mustn't** and a verb and an expression from each box.

Verbs

~~climb~~ sit play drop walk

Expressions


on the path on the bench ~~the trees~~ litter in the fountain

- 1 You mustn't climb the trees.
- 2 \_\_\_\_\_
- 3 \_\_\_\_\_
- 4 \_\_\_\_\_
- 5 \_\_\_\_\_





## There was, there were



## Affirmative

there was + singular noun  
there were + plural noun

## Negative

there was not  
there were not

## Short forms

there wasn't  
there weren't

**There was** and **there were** are the past simple forms of **there is** and **there are**. **There were** is followed by a number or **some**. **There wasn't** + uncountable noun is followed by **any**. **There wasn't** + countable noun is followed by **a**, **an** or a number. After **there weren't**, we use **any** or a number.

*There was a big park near here. There were some old cars in the museum.  
There wasn't a bus stop outside. There weren't any computers.*

## Was there ...? Were there ...?

After **Was there ...?** we use **a** or **an** before countable nouns and **any** before uncountable nouns. After **Were there ...?** we use **any** or a number.

*Were there any trams?*

## Short answers

Yes, there **was**. No, there **wasn't**.  
Yes, there **were**. No, there **weren't**.



*Was there a train station near here? Yes, there was. / No, there wasn't.*  
We don't repeat the noun in short answers.

**1 Look at the table about a town in England. True or false? Write T or F.**

In 1958

train stations	trams	cinemas	parks	bus stations
2	✓	✗	3	1

In 2008

train stations	trams	cinemas	parks	bus stations
1	✗	1	2	1

- In 1958, there were three parks. T
- In 2008, there were two train stations. \_\_\_\_\_
- In 2008, there was one bus station. \_\_\_\_\_
- In 1958, there were some trams. \_\_\_\_\_
- In 1958, there was one park. \_\_\_\_\_

**2 Look at the table in exercise 1. Write sentences about the town in the past using **there was a**, **there were**, **there wasn't a** and **there weren't any**.**

1 in 1958 / parks

In 1958, there were three parks.

2 in 2008 / bus station

In 2008, there was one bus station.

3 in 2008 / parks

4 in 1958 / cinemas

5 in 2008 / cinema

6 in 1958 / train stations

7 in 2008 / trams

8 in 1958 / trams

9 in 1958 / bus stations



### 3 Write questions and short answers using the table on page 55.

1 2008 / a cinema / ?

In 2008, was there a cinema?

Yes, there was.

2 1958 / three train stations / ?

In 1958, were there three train stations?

No, there weren't.

3 1958 / two cinemas / ?

4 1958 / trams / ?

5 2008 / a bus station / ?

6 2008 / three parks / ?

7 2008 / two parks / ?

8 1958 / two bus stations / ?

#### Past time expressions

We use **last**, **yesterday** and **on** to talk about specific time in the past.

Use **last** with nouns.

**last week, last month, last year, last March, last Friday, last night**

Use **yesterday** on its own or with other nouns.

**yesterday morning, yesterday afternoon, yesterday evening**

Use **on** with a day of the week.

**On Friday, I stayed with Sophie.**

- 4 Last week was 'Help your neighbour' week. Look at Charlie's busy diary. Today is Friday. Are the sentences true or false? Write **T** or **F**.

	Monday	Tuesday	Wednesday	Thursday	Friday TODAY
Morning	repair Alex's bike	look after baby Sam		help Mr Hill in the garden	
Afternoon			carry Mrs Smith's shopping		
Evening	wash Mr Brown's car	clean Mrs Clarke's house	play football	paint Mrs Robertson's door	

- Last Monday afternoon, Charlie washed Mr Brown's car. F
- Yesterday morning, Charlie cleaned Mrs Clarke's bathroom. \_\_\_\_\_
- Last Tuesday morning, Charlie looked after baby Sam. \_\_\_\_\_
- On Thursday evening, Charlie painted Mrs Robertson's door. \_\_\_\_\_
- Yesterday evening, Charlie played football. \_\_\_\_\_
- Yesterday morning, Charlie helped Mr Hill in the garden. \_\_\_\_\_
- On Monday morning, Charlie repaired Alex's bike. \_\_\_\_\_
- Last Wednesday, Charlie cleaned Mrs Clark's house. \_\_\_\_\_

- 5 Look at Charlie's diary in exercise 4. Complete the sentences using past time expressions.

- Last Monday, Charlie repaired Alex's bike.
- \_\_\_\_\_ Monday evening, Charlie washed Mr Brown's car.
- \_\_\_\_\_ Tuesday evening, Charlie cleaned Mrs Clarke's house.
- \_\_\_\_\_ morning, Charlie helped Mr Hill in the garden.
- Last \_\_\_\_\_ morning, Charlie looked after baby Sam.
- \_\_\_\_\_ evening, Charlie painted Mrs Robertson's door.
- Last \_\_\_\_\_, Charlie played football.
- \_\_\_\_\_ Wednesday afternoon, Charlie carried Mrs Smith's shopping.



# 12 Family memories

The past simple (1): *have*  
The past simple (2): *be*  
Connectors

## The past simple: **have** and **be**



### Have

Affirmative	Negative	Short forms
I <b>had</b>	I <b>did not have</b>	I <b>didn't have</b>
you <b>had</b>	you <b>did not have</b>	you <b>didn't have</b>
he <b>had</b>	he <b>did not have</b>	you <b>didn't have</b>
she <b>had</b>	she <b>did not have</b>	she <b>didn't have</b>
it <b>had</b>	it <b>did not have</b>	it <b>didn't have</b>
we <b>had</b>	we <b>did not have</b>	we <b>didn't have</b>
you <b>had</b>	you <b>did not have</b>	you <b>didn't have</b>
they <b>had</b>	they <b>did not have</b>	they <b>didn't have</b>



Look at the starter unit for the past tense of **be**.

We use **had** to talk about appearance and possessions in the past. The affirmative form of **had** doesn't change. The negative form always uses **did**.

*I **had** very long hair when I was fifteen. We **had** a cat.*

## 1 Write sentences using the past simple of **be**.

1 Rob / handsome / X

*Rob **wasn't** handsome.*

2 Chloe and Eric / clever / ✓

3 Eric and Mia / friendly / X

4 Julia and Kate / pretty / ✓

5 Chloe / pretty / ✓

6 Rob / clever / ✓

7 Kate / clever / X

8 Eric / handsome / X

2 Look at the pictures of the Hill family when they were younger. True or false? Write **T** or **F**.



Bob had red hair. T



Sue had fair hair. \_\_\_\_\_



Philip had dark hair. \_\_\_\_\_



Cathy had black hair. \_\_\_\_\_



Jill and Julie had long hair. \_\_\_\_\_

3 Write sentences about the Hill family. Use the past simple negative of **have**.

1 Bob / brown hair

Bob didn't have brown hair. He had red hair.

2 Sue / short hair

\_\_\_\_\_

3 Philip / fair hair

\_\_\_\_\_

4 Cathy / short hair

\_\_\_\_\_

5 Jill and Julie / short hair

\_\_\_\_\_



- 4 Look at the picture. Complete the sentences below with the past simple of **be** or **have**.



- |  |  |
|--|--|
| 1 Harry / a baby<br><u>Harry was a baby.</u> | 2 Mrs Jones / long hair<br><u>Mrs Jones had long hair.</u> |
| 3 Charlie and Mr Jones / happy<br>_____      | 4 Mr Jones / cheerful<br>_____                             |
| 5 Molly / young<br>_____                     | 6 Grandma Jones / pretty<br>_____                          |
| 7 Grandpa Jones / hungry<br>_____            | 8 the weather / sunny<br>_____                             |
| 9 Mrs Jones and Harry / brown hair<br>_____  | 10 Charlie / a bike<br>_____                               |

## And and but




We use **and** to link two positive ideas or two negative ideas.

*Grandma is kind **and** generous.*

*Tanya is mean **and** miserable.*

We use **but** to link a positive idea with a negative idea. We use a comma before **but**.

*Jack is miserable, **but** kind.*



### 5 Circle the correct answer.

- |   |                                       |
|---|---------------------------------------|
| 1 Helen is happy <u>and</u> / but cheerful. | 2 Olly is handsome, and / but mean.   |
| 3 Jenny is miserable and / but shy.         | 4 Polly is pretty, and / but mean.    |
| 5 Sally is kind and / but generous.         | 6 Eric is relaxed and / but cheerful. |

### 6 Write complete sentences using **and** or **but** in the correct place.

- 1 Cathy / friendly / shy

Cathy is friendly, but shy.

- 2 Jeanie / mean / miserable

- 3 Mary / mean / happy

- 4 Ted / handsome / shy

- 5 the weather / hot / sunny

- 6 my brother / friend / shy

- 7 Bradley / young / cheerful

- 8 Alex / shy / friendly



**1 Look at the list. Write sentences with **You must** and **You mustn't**.**

- |   |  |
|---|--|
| 1 ✓ study for your exams<br><u>You must study for your exams.</u> | 2 ✗ get up late<br><u>You mustn't get up late.</u> |
| 3 ✓ do your homework tonight<br>_____                             | 4 ✓ wash your hands before dinner<br>_____         |
| 5 ✗ swim after dinner<br>_____                                    | 6 ✗ play in the fountain<br>_____                  |
| 7 ✓ finish your breakfast<br>_____                                | 8 ✗ talk in an exam<br>_____                       |

**2 Write sentences. Use the imperative.**

- |  |  |
|--|--|
| 1 You must wait here.<br><u>Wait here.</u> | 2 You mustn't stay too long.<br>_____      |
| 3 You mustn't talk in the exam.<br>_____   | 4 You must write to me every day.<br>_____ |
| 5 You must get dressed now.<br>_____       | 6 You must get up early.<br>_____          |

**3 Look at the table about life in 1900 and in the year 2000. Write sentences with **there was**, **there were** and **there wasn't**, **there weren't**. Use **any** where necessary.**

	post office	recycling bins	parks	Internet café	supermarkets
1900	✓	✗	✓	✗	✗
2000	✗	✓	✗	✓	✓

- In 1900, there wasn't an Internet café.
- In 2000, \_\_\_\_\_ parks.
- In 1900, \_\_\_\_\_ supermarkets.
- In 2000, \_\_\_\_\_ recycling bins.
- In 1900, \_\_\_\_\_ a post office.
- In 2000, \_\_\_\_\_ a post office.
- In 2000, \_\_\_\_\_ an Internet café.
- In 1900, \_\_\_\_\_ parks.

- 4 Look at the table. Today is Friday. Complete the sentences using past time expressions.

	Tuesday	Wednesday	Thursday
morning	wash the car	play tennis	help Mum with the shopping
afternoon	paint a picture	listen to music	watch TV

- 1 Last Wednesday morning, Molly played tennis.
- 2 \_\_\_\_\_, Molly watched TV.
- 3 \_\_\_\_\_, Molly washed the car.
- 4 \_\_\_\_\_, Molly painted a picture.
- 5 \_\_\_\_\_, Molly helped Mum with the shopping.
- 6 \_\_\_\_\_, Molly listened to music.

- 5 Look at the table about the Carlton family when they were younger. Complete the sentences with the past simple affirmative or negative of **be** or **have**.

	Grandma	Grandpa	Uncle Bob	Aunt Anna
friendly	✓	✓	✗	✗
clever	✗	✓	✓	✓
a teacher	✗	✗	✓	✓
blue eyes	✓	✗	✗	✗

- 1 Grandma had blue eyes.
- 2 Uncle Bob and Aunt Anna \_\_\_\_\_ friendly.
- 3 Grandpa \_\_\_\_\_ a teacher.
- 4 Grandpa and Uncle Bob \_\_\_\_\_ friendly.
- 5 Aunt Anna \_\_\_\_\_ clever.

- 6 Circle the correct word.

- 1 Gemma is pretty, **and** / **but** miserable.
- 2 Polly is mean **and** / **but** miserable.
- 3 Ted is kind **and** / **but** handsome.
- 4 Helen is old, **and** / **but** generous.
- 5 Bill is generous **and** / **but** friendly.
- 6 Mary is shy, **and** / **but** kind.



## The past simple: regular verbs

Charlie, Molly and Harry **played** games at the party. They **didn't watch** TV.



Generally, we add **-ed** to the end of the base form to form the past simple of regular verbs.



### Affirmative

I waited  
you waited  
he waited  
she waited  
it waited  
we waited  
you waited  
they waited

### Negative

I did not wait  
you **did not wait**  
he **did not wait**  
she **did not wait**  
it **did not wait**  
we **did not wait**  
you **did not wait**  
they **did not wait**

### Short forms

I **didn't wait**  
you **didn't wait**  
he **didn't wait**  
she **didn't wait**  
it **didn't wait**  
we **didn't wait**  
you **didn't wait**  
they **didn't wait**

Look at this other rule:

Verb	Example	Add	Past simple
ends in -e	live	+ -d	lived




**1 Write the past simple affirmative of these verbs.**

- |                        |                |
|------------------------|----------------|
| 1 watch <u>watched</u> | 2 live _____   |
| 3 love _____           | 4 cook _____   |
| 5 start _____          | 5 laugh _____  |
| 7 finish _____         | 6 listen _____ |
| 9 hate _____           | 10 work _____  |

**2 Look at the picture. Complete these sentences about the party with a word from the box in the past simple.**

~~play~~ listen cook laugh watch want

- 1 Charlie played the guitar.
- 2 Molly and her friends \_\_\_\_\_ to music.
- 3 Mrs Jones \_\_\_\_\_ party food.
- 4 Grandpa \_\_\_\_\_ a lot.
- 5 Mr Jones \_\_\_\_\_ TV.
- 6 Harry \_\_\_\_\_ a drink.



**3 Make the sentences in exercise 2 negative.**

- 1 Charlie didn't play the guitar.
- 2 \_\_\_\_\_
- 3 \_\_\_\_\_
- 4 \_\_\_\_\_
- 5 \_\_\_\_\_
- 6 \_\_\_\_\_



4 Complete Charlie's diary, using the past simple affirmative and negative of the verbs in brackets.

Sunday 11th May

Harry and I (1) washed  
(wash) Dad's car. Well,  
I (2) \_\_\_\_\_ (start)  
to wash it, but Harry  
(3) \_\_\_\_\_ (not want)  
to finish it, so we  
(4) \_\_\_\_\_ (watch)  
a film, but we  
(5) \_\_\_\_\_ (not like)  
it much.



Monday 12th May

At school today, we  
(6) watched (watch) a film  
about ancient Egypt. When  
it (7) \_\_\_\_\_ (finish),  
we (8) \_\_\_\_\_ (listen)  
to our teacher. It was really  
interesting! The ancient  
Egyptians (9) \_\_\_\_\_ (live)  
a long time ago. Everybody  
in the class (10) \_\_\_\_\_  
(work) very hard, and I  
(11) \_\_\_\_\_ (love) the  
lesson. After school, I  
(12) \_\_\_\_\_ (play) tennis  
with my friends. At home,  
Mum (13) \_\_\_\_\_ (cook)  
my dinner. I (14) \_\_\_\_\_  
(want) to stay up late but  
Mum said I had to go to bed  
early. I (15) \_\_\_\_\_ (hate)  
that!

5 Write complete sentences using the past simple.

1 finish my dinner / I / last night

2 want / I / to get up / early

3 not / listen to music / Billy

4 the car / wash / we

5 Polly and Mum / cook lunch

6 Hassan / his teacher / helped

## Ago

We use **ago** to talk about a specific time in the past. This can be a recent time or further back in history.

*two minutes ago*

*a month ago*

*a few years ago*

*many years ago*

*a long time ago*

Charlie started school three years **ago**.



Harry started school a week **ago**.

### 6 Look at the information below. Write expressions using **ago**.

Now	Then
1 the year 2008	the year 2005
2 the year 2000	the year 1990
3 10.30 in the morning	9.30 in the morning
4 June	February
5 midnight	11.59 at night


three years ago

### 7 Complete the sentences using the past simple and **ago**.

- Charlie / start school / three years  
Charlie started school three years ago.
- Henry / play tennis / two days  
\_\_\_\_\_
- Steffi / finish her homework / two hours  
\_\_\_\_\_
- Dad / listen to a CD / a few minutes  
\_\_\_\_\_
- Kate / laugh at Kevin / a minute  
\_\_\_\_\_
- Mum and Dad / watch a DVD / a week  
\_\_\_\_\_



## The past simple questions and short answers



### Questions

Did I learn?  
Did you learn?  
Did he learn?  
Did she learn?  
Did it learn?  
Did we learn?  
Did you learn?  
Did they learn?

### Short answers

Yes, I <b>did</b> .	No, I <b>didn't</b> .
Yes, you <b>did</b> .	No, you <b>didn't</b> .
Yes, he <b>did</b> .	No, he <b>didn't</b> .
Yes, she <b>did</b> .	No, she <b>didn't</b> .
Yes, it <b>did</b> .	No, it <b>didn't</b> .
Yes, we <b>did</b> .	No, we <b>didn't</b> .
Yes, you <b>did</b> .	No, you <b>didn't</b> .
Yes, they <b>did</b> .	No, they <b>didn't</b> .

The formation of questions and short answers in the past simple is the same for most regular and irregular verbs.

## 2 Write the words in the correct order to make questions.

1 I / did / eat / breakfast / ?

Did I eat breakfast?

2 like the film / Sally / did / ?

\_\_\_\_\_

3 did / visit your cousins / you / last week / ?

\_\_\_\_\_

4 Polly and Heidi / did / go to school / ?

\_\_\_\_\_

5 did / have fun / at the party / you / ?

\_\_\_\_\_

**2 Write questions in the past simple. Then write short answers.**

1 you / go to school / yesterday / ? / ✓

Did you go to school yesterday? Yes, I did.

2 your father / work / last Saturday / ? / ✗

3 it / rain / last week / ? / ✗

4 your friends / walk to school / this morning / ? / ✓

5 you / have a maths lesson / yesterday / ? / ✓

6 we / play a new game / today / ? / ✓

7 Jess / watch a film / last night / ? / ✗

8 you / finish this exercise / quickly / ? / ✓

**3 Write questions and short answers for each sentence.**

1 I didn't paint a picture.

Did you paint a picture? No, I didn't.

2 We looked at maps.

3 The teacher talked about Africa.

4 We didn't watch a film.

5 The class listened to a CD.

6 I liked the lessons at school today.



**4 Look at Molly's diary. Write questions about her week.**

	Monday	Tuesday	Wednesday	Thursday
Morning	start homework	wait for the bus	paint a picture	visit Grandma
Afternoon	watch a film	listen to a CD	visit the museum	finish homework
Evening	play tennis	cook with Mum	walk to the shops	stay with Sally

1 start her homework on Monday afternoon

Did Molly start her homework on Monday afternoon?

2 finish her homework on Thursday afternoon

3 visit the museum on Wednesday morning

4 play tennis on Tuesday evening

5 cook with Mum on Tuesday evening

6 walk to the shops on Wednesday morning

7 visit Grandma on Thursday morning

8 paint a picture on Wednesday evening

**5 Write answers to the questions in exercise 3. If you write **No, she didn't**, write a correct sentence.**

1 No, she didn't. She started her homework on Monday morning.

2 \_\_\_\_\_

3 \_\_\_\_\_

4 \_\_\_\_\_

5 \_\_\_\_\_

6 \_\_\_\_\_

7 \_\_\_\_\_

8 \_\_\_\_\_

## What, where and when



We use the question words **what**, **where** and **when** to find out more information about things. The question word goes at the beginning of the sentence.

Use **what** to talk about things.

**What** did you watch last night? A film.

Use **where** to talk about places.

**Where** did you go yesterday? To the park.

Use **when** to talk about times.

**When** did the party start? At six o'clock.



### 6 Circle the correct question word.


- 1 **When** / **What** did you eat for dinner last night? Pizza.
- 2 **Where** / **What** did you watch the film? At the cinema.
- 3 **When** / **Where** did Kate have lunch yesterday? At midday.
- 4 **Where** / **What** did Kevin learn at school yesterday? Maths.
- 5 **When** / **Where** did you go on holiday? England.
- 6 **When** / **Where** did you go on holiday? Last month.
- 7 **Where** / **What** did you do at the weekend? We played football.
- 8 **Where** / **When** did you go on holiday? The beach.
- 9 **When** / **Where** did you do your homework? After school.

### 7 Complete these sentences using **When**, **What** or **Where**.

- 1 What did Kate do last Monday?
- 2 \_\_\_\_\_ did Andy clean the kitchen?
- 3 \_\_\_\_\_ did Pete go on Friday night?
- 4 \_\_\_\_\_ did Julia go to the dentist?
- 5 \_\_\_\_\_ did Greg do on Thursday evening?
- 6 \_\_\_\_\_ did you have for breakfast?
- 7 \_\_\_\_\_ did you go last night?
- 8 \_\_\_\_\_ did you eat lunch?



## Be going to: affirmative



## Affirmative

I am going to  
you are going to  
he is going to  
she is going to  
it is going to  
we are going to  
they are going to

## Short forms

I'm going to  
you're going to  
he's going to  
she's going to  
it's going to  
we're going to  
they're going to

We use **be going to** to talk about plans and intentions.

*He's going to be a doctor.*

We can never leave out the **be** form.

We don't normally use the short form **'re** after names:

*Paul and Steve are going to visit Bob.*

*Mum and I are going to watch TV.*

## 1 Match sentences 1–8 with sentences a–h.

- |   |   |
|---|---|
| 1 It's dark. <u>d</u>                       | a We're going to buy her a present.         |
| 2 I'm tired. _____                          | b They're going to live in the countryside. |
| 3 She can't find her purse. _____           | c We're going to start it now.              |
| 4 We've got a lot of homework. _____        | <del>d I'm going to put on the light.</del> |
| 5 It's Mum's birthday. _____                | e I'm going to sleep.                       |
| 6 We're all hungry. _____                   | f Mum's going to cook a big meal for us.    |
| 7 I haven't got nice clothes to wear. _____ | g I'm going to help her look for it.        |
| 8 My parents don't like noisy cities. _____ | h I'm going to buy some new clothes.        |

**2 Look at Polly and Jack's diary for next week. Complete the sentences, using *be going to*.**

	Monday	Tuesday	Wednesday	Thursday	Friday
Polly	windsurf	cook dinner	visit friends	buy a cake	read a book
Jack	skateboard	swim	wash the car	play football	make a cake

- 1 On Tuesday, Polly *'s going to cook dinner*.
- 2 On Wednesday, Jack \_\_\_\_\_.
- 3 On Monday, Jack \_\_\_\_\_.
- 4 On Friday, Polly \_\_\_\_\_.
- 5 On Thursday, Jack \_\_\_\_\_.
- 6 On Thursday, Polly \_\_\_\_\_.

**3 Write sentences about the plans on a camping holiday. Use *be going to*.**

- 1 we / make a fire  
*We're going to make a fire.*
- 2 Dad / look for wood  
\_\_\_\_\_
- 3 Dad and Charlie / put up the tent  
\_\_\_\_\_
- 4 Mum and Molly / make the beds  
\_\_\_\_\_
- 5 Mum / cook dinner  
\_\_\_\_\_
- 6 Harry / play with his toys  
\_\_\_\_\_
- 7 it / be hot  
\_\_\_\_\_
- 8 we / have fun  
\_\_\_\_\_
- 9 I / sleep in a tent  
\_\_\_\_\_
- 10 Charlie / read lots of books  
\_\_\_\_\_



## Be going to: questions and short answers



### Questions

Am I going to?  
Are you going to?  
Is he going to?  
Is she going to?  
Is it going to?  
Are we going to?  
Are you going to?  
Are they going to?

### Short answers

Yes, I am. No, I'm not.  
Yes, you are. No, you aren't.  
Yes, he is. No, he isn't.  
Yes, she is. No, she isn't.  
Yes, it is. No, it isn't.  
Yes, we are. No, we aren't.  
Yes, you are. No, you aren't.  
Yes, they are. No, they aren't.

In short answers we don't repeat **going to**.

*Are you going to come? Yes, I am.*



## Future time expressions

We sometimes use time expressions to talk about when we expect to do something. These include the words **next**, **this** and **tomorrow**.

**Next** can be combined with several nouns.

*next week, next month, next year, next March, next Friday, next weekend*

**Tomorrow** can be used on its own or with other nouns.

*tomorrow morning, tomorrow afternoon, tomorrow evening, tomorrow night*

**Later** and **soon** can be used without other words.

### 4 Write questions using **be going to**. Then write true short answers.

1 Jason / go to the cinema / ✓

Is Jason going to the cinema? Yes, he is.

2 Julia and Mum / play tennis / ✓

\_\_\_\_\_

3 Karl and Beth / go shopping / ✗

\_\_\_\_\_

4 we / go swimming / ✓

\_\_\_\_\_

5 Olly / go shopping / ✗

\_\_\_\_\_

- 5 Look at the table below about the Clark family's plans for the weekend. Write sentences, using **be going to** in the affirmative and negative forms.**

	Kelly	Helen	Mum	Dad	Robert	Gary
watch a DVD		✓	✓	✓		
buy new shoes			✓		✓	
visit the museum				✓		
play computer games					✓	✓
stay with a friend	✓	✓				✓

- 1 Kelly / play computer games

Is Kelly going to play computer games? No, she isn't.

- 2 Helen / stay with a friend

\_\_\_\_\_

- 3 Mum and Dad / watch a DVD

\_\_\_\_\_

- 4 Gary / visit the museum

\_\_\_\_\_

- 5 Robert / buy new shoes

\_\_\_\_\_

- 6 Helen and Dad / play computer games

\_\_\_\_\_

- 6 Look at the list of times and dates under 'Now'. Use phrases from the box to describe the times and dates under 'In the future'.**

next year   later   next weekend   ~~tomorrow~~   next month   tomorrow afternoon

Now

In the future

- 1 14th January

15th January

tomorrow

- 2 March 2008

April 2008

- 3 11th November, morning

11th November, afternoon

- 4 May 2008

May 2009

- 5 19th February, morning

20th February, afternoon

- 6 Wednesday, 5th May

Saturday and Sunday, 8th and 9th May



## 1 Complete the sentences using the past simple and **ago**.

- 1 we / danced at a party / three weeks  
We danced at a party three weeks ago.
- 2 Alex / play football / two days  
\_\_\_\_\_
- 3 Beth and Jamie / visit a museum / a month  
\_\_\_\_\_
- 4 Holly and Mum / walk to the shops / an hour  
\_\_\_\_\_
- 5 Jack / finish his homework / a few minutes  
\_\_\_\_\_
- 6 I / hate eating chocolate / a year  
\_\_\_\_\_

## 2 Write questions and short answers using the past simple.

- 1 Bill / dance to music / ✓  
Did Bill dance to music? Yes, he did.
- 2 Mum and Dad / stay with Grandma and Grandpa / ✗  
\_\_\_\_\_
- 3 Holly / play tennis with Gemma / ✓  
\_\_\_\_\_
- 1 Jack / watch a film / ✗  
\_\_\_\_\_
- 5 Heidi and Julie / visit Grandpa / ✓  
\_\_\_\_\_

## 3 Complete the sentences using **What**, **When** or **Where**.

- 1 What did your brother do for his birthday? He had a party.
- 2 \_\_\_\_\_ did you go to France? Last week.
- 3 \_\_\_\_\_ did Amy do on Thursday? She went swimming.
- 4 \_\_\_\_\_ did your parents go on holiday? They went to Japan.
- 5 \_\_\_\_\_ did you go to the cinema? In my town.
- 6 \_\_\_\_\_ did you move house? On Friday.

4 Look at the pictures. Write questions and short answers.

wash the car ~~go swimming~~ watch a play finish a school project play football



1 Is he going to go swimming? No, he isn't.

2 \_\_\_\_\_

3 \_\_\_\_\_

4 \_\_\_\_\_

5 \_\_\_\_\_

5 Look at Sally's diary for next week. Today is Friday. Write sentences using **be going to** and a phrase from the blue box.

	Friday	Saturday	Sunday	Monday	Tuesday
Morning		1 play tennis with Helen		4 finish her homework	
Afternoon		2 visit Charlie	3 start her homework	5 watch a film	6 cook lunch with Mum

~~Tomorrow morning~~ On Monday morning Next Monday afternoon  
Next Tuesday Tomorrow afternoon On Sunday afternoon

1 Tomorrow morning, Sally's going to play tennis with Helen.

2 \_\_\_\_\_

3 \_\_\_\_\_

4 \_\_\_\_\_

5 \_\_\_\_\_

6 \_\_\_\_\_



# Grammar reference

## Unit 1 The present simple: **be**

Affirmative	Short forms	Negative	Short forms	Questions	Short answers
I <b>am</b>	I'm	I <b>am not</b>	I'm <b>not</b>	<b>Am I?</b>	Yes, I <b>am</b> . No, I'm <b>not</b> .
you <b>are</b>	you're	you <b>are not</b>	you <b>aren't</b>	<b>Are you?</b>	Yes, you <b>are</b> . No, you <b>aren't</b> .
he <b>is</b>	he's	he <b>is not</b>	he <b>isn't</b>	<b>Is he?</b>	Yes, he <b>is</b> . No, he <b>isn't</b> .
she <b>is</b>	she's	she <b>is not</b>	she <b>isn't</b>	<b>Is she?</b>	Yes, she <b>is</b> . No, she <b>isn't</b> .
it <b>is</b>	it's	it <b>is not</b>	it <b>isn't</b>	<b>Is it?</b>	Yes, it <b>is</b> . No, it <b>isn't</b> .
we <b>are</b>	we're	we <b>are not</b>	we <b>aren't</b>	<b>Are we?</b>	Yes, you <b>are</b> . No, you <b>aren't</b> .
you <b>are</b>	you're	you <b>are not</b>	you <b>aren't</b>	<b>Are you?</b>	Yes, we <b>are</b> . No, we <b>aren't</b> .
they <b>are</b>	they're	they <b>are not</b>	they <b>aren't</b>	<b>Are they?</b>	Yes, they <b>are</b> . No, they <b>aren't</b> .

## Unit 2 The present simple: **like**

Affirmative	Negative	Questions	Short answers
I <b>like</b>	I <b>don't like</b>	<b>Do I like?</b>	Yes, I <b>do</b> . No, I <b>don't</b> .
you <b>like</b>	you <b>don't like</b>	<b>Do you like?</b>	Yes, you <b>do</b> . No, you <b>don't</b> .
he <b>likes</b>	he <b>doesn't like</b>	<b>Does he like?</b>	Yes, he <b>does</b> . No, he <b>doesn't</b> .
she <b>likes</b>	she <b>doesn't like</b>	<b>Does she like?</b>	Yes, she <b>does</b> . No, she <b>doesn't</b> .
it <b>likes</b>	it <b>doesn't like</b>	<b>Does it like?</b>	Yes, it <b>does</b> . No, it <b>doesn't</b> .
we <b>like</b>	we <b>don't like</b>	<b>Do we like?</b>	Yes, we <b>do</b> . No, we <b>don't</b> .
you <b>like</b>	you <b>don't like</b>	<b>Do you like?</b>	Yes, you <b>do</b> . No, you <b>don't</b> .
they <b>like</b>	they <b>don't like</b>	<b>Do they like?</b>	Yes, they <b>do</b> . No, they <b>don't</b> .

## Units 4 – 5 The present simple: **have**

Affirmative	Short forms	Negative	Short forms
I <b>have</b>	I've	I <b>do not have</b>	I <b>don't have</b>
you <b>have</b>	you've	you <b>do not have</b>	you <b>have</b>
he <b>has</b>	he's	he <b>does not have</b>	he <b>has</b>
she <b>has</b>	she's	she <b>does not have</b>	she <b>has</b>
it <b>has</b>	it's	it <b>does not have</b>	it <b>has</b>
we <b>have</b>	we've	we <b>do not have</b>	we <b>have</b>
you <b>have</b>	you've	you <b>do not have</b>	you <b>have</b>
you <b>have</b>	they've	they <b>do not have</b>	you <b>have</b>

Questions	Short answers
<b>Do I have?</b>	Yes, I <b>do</b> . No, I <b>don't</b> .
<b>Do you have?</b>	Yes, you <b>do</b> . No, you <b>don't</b> .
<b>Does he have?</b>	Yes, he <b>does</b> . No, he <b>doesn't</b> .
<b>Does she have?</b>	Yes, she <b>does</b> . No, she <b>doesn't</b> .
<b>Does it have?</b>	Yes, it <b>does</b> . No, it <b>doesn't</b> .
<b>Do we have?</b>	Yes, we <b>do</b> . No, we <b>don't</b> .
<b>Do you have?</b>	Yes, you <b>do</b> . No, you <b>don't</b> .
<b>Do you have?</b>	Yes, they <b>do</b> . No, they <b>don't</b> .

## Units 4 – 5 The present continuous

### Affirmative

I **am** playing  
you **are** playing  
he **is** playing  
she **is** playing  
it **is** playing  
we **are** playing  
you **are** playing  
they **are** playing

### Short forms

I'm playing  
you're playing  
he's playing  
she's playing  
it's playing  
we're playing  
you're playing  
they're playing

### Negative

I **am not** playing  
you **are not** playing  
he **is not** playing  
she **is not** playing  
it **is not** playing  
we **are not** playing  
you **are not** playing  
they **are not** playing

### Short forms

I'm **not** playing  
you **aren't** playing  
he **isn't** playing  
she **isn't** playing  
it **isn't** playing  
we **aren't** playing  
you **aren't** playing  
they **aren't** playing

### Questions

**Am** I playing?  
**Are** you playing?  
**Is** he playing?  
**Is** she playing?  
**Is** it playing?  
**Are** we playing?  
**Are** you playing?  
**Are** they playing?

### Short answers

Yes, I **am**. No, I'm **not**.  
Yes, you **are**. No, you **aren't**.  
Yes, he **is**. No, he **isn't**.  
Yes, she **is**. No, she **isn't**.  
Yes, it **is**. No, it **isn't**.  
Yes, we **are**. No, we **aren't**.  
Yes, you **are**. No, you **aren't**.  
Yes, they **are**. No, they **aren't**.

## Unit 12 The past simple: be

### Affirmative

I **was**  
you **were**  
he **was**  
she **was**  
it **was**  
we **were**  
you **were**  
they **were**

### Negative

I **was not**  
you **were not**  
he **was not**  
she **was not**  
it **was not**  
we **were not**  
you **were not**  
they **were not**

### Short forms

I **wasn't**  
you **weren't**  
he **wasn't**  
she **wasn't**  
it **wasn't**  
we **weren't**  
you **weren't**  
they **weren't**

### Questions

**Was** I?  
**Were** you?  
**Was** he?  
**Was** she?  
**Was** it?  
**Were** we?  
**Were** you?  
**Were** they?

### Short answers

Yes, I **was**. No, I **wasn't**.  
Yes, you **were**. No, you **weren't**.  
Yes, he **was**. No, he **wasn't**.  
Yes, she **was**. No, she **wasn't**.  
Yes, it **was**. No, it **wasn't**.  
Yes, we **were**. No, we **weren't**.  
Yes, you **were**. No, you **weren't**.  
Yes, they **were**. No, they **weren't**.



## Unit 12 The past simple: **had**

Affirmative	Short forms	Negative	Short forms
I <b>had</b>	I'd	I <b>did not have</b>	I <b>didn't have</b>
you <b>had</b>	you'd	you <b>did not have</b>	you <b>didn't have</b>
he <b>had</b>	he'd	he <b>did not have</b>	you <b>didn't have</b>
she <b>had</b>	she'd	she <b>did not have</b>	she <b>didn't have</b>
it <b>had</b>	it'd	it <b>did not have</b>	it <b>didn't have</b>
we <b>had</b>	we'd	we <b>did not have</b>	we <b>didn't have</b>
you <b>had</b>	you'd	you <b>did not have</b>	you <b>didn't have</b>
they <b>had</b>	they'd	they <b>did not have</b>	they <b>didn't have</b>

Questions	Short answers	
<b>Did I have?</b>	Yes, I <b>did</b> .	No, I <b>didn't</b> .
<b>Did you have?</b>	Yes, you <b>did</b> .	No, you <b>didn't</b> .
<b>Did he have?</b>	Yes, he <b>did</b> .	No, he <b>didn't</b> .
<b>Did she have?</b>	Yes, she <b>did</b> .	No, she <b>didn't</b> .
<b>Did it have?</b>	Yes, it <b>did</b> .	No, it <b>didn't</b> .
<b>Did we have?</b>	Yes, we <b>did</b> .	No, we <b>didn't</b> .
<b>Did you have?</b>	Yes, you <b>did</b> .	No, you <b>didn't</b> .
<b>Did they have?</b>	Yes, they <b>did</b> .	No, they <b>didn't</b> .

## Unit 13 The past simple: regular verbs

Affirmative	Negative	Short forms
I <b>waited</b>	I <b>did not wait</b>	I <b>didn't wait</b>
you <b>waited</b>	you <b>did not wait</b>	you <b>didn't wait</b>
he <b>waited</b>	he <b>did not wait</b>	he <b>didn't wait</b>
she <b>waited</b>	she <b>did not wait</b>	she <b>didn't wait</b>
it <b>waited</b>	it <b>did not wait</b>	it <b>didn't wait</b>
we <b>waited</b>	we <b>did not wait</b>	we <b>didn't wait</b>
you <b>waited</b>	you <b>did not wait</b>	you <b>didn't wait</b>
they <b>waited</b>	they <b>did not wait</b>	they <b>didn't wait</b>

## Unit 14 The past simple: regular verbs

Questions	Short answers	
<b>Did I learn?</b>	Yes, I <b>did</b> .	No, I <b>didn't</b> .
<b>Did you learn?</b>	Yes, you <b>did</b> .	No, you <b>didn't</b> .
<b>Did he learn?</b>	Yes, he <b>did</b> .	No, he <b>didn't</b> .
<b>Did she learn?</b>	Yes, she <b>did</b> .	No, she <b>didn't</b> .
<b>Did it learn?</b>	Yes, it <b>did</b> .	No, it <b>didn't</b> .
<b>Did we learn?</b>	Yes, we <b>did</b> .	No, we <b>didn't</b> .
<b>Did you learn?</b>	Yes, you <b>did</b> .	No, you <b>didn't</b> .
<b>Did they learn?</b>	Yes, they <b>did</b> .	No, they <b>didn't</b> .



# Grammar Friends

For 6 – 12 years

The step by step grammar presentations in *Grammar Friends* introduce form, use and meaning in a way that even young beginner learners can understand and remember. The series is an ideal supplement to any elementary course book series.

- **Builds accuracy and confidence:** graded written exercises provide practice and reinforcement.
- **Puts the focus on grammar:** familiar contexts and situations, using basic vocabulary, enable pupils to concentrate on learning grammar.
- **Revises and consolidates:** regular revision units provide extra practice.
- **Interactive practice:** the student CD-ROM features additional exercises and tests for even more practice at home or independently at school.
- **Photocopiable tests:** included in the Teacher's Book, plus answer key.

## Beginner – Elementary (A2)

*For students preparing for the  
Cambridge ESOL Young Learner's exams:*

Starters: Grammar Friends 1 and 2

Movers: Grammar Friends 3 and 4

Flyers: Grammar Friends 5 and 6

OXFORD  
UNIVERSITY PRESS

[www.oup.com/elt](http://www.oup.com/elt)

OXFORD ENGLISH

ISBN 978-0-19-478014-8



9 780194 780148