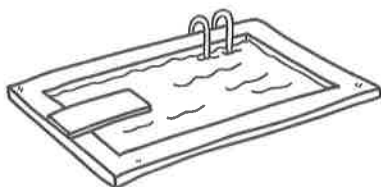


Inside and outside cities


Lesson 1 Think about it

1 City places

Write the names of the city places.



1 swimming pool



2 _____



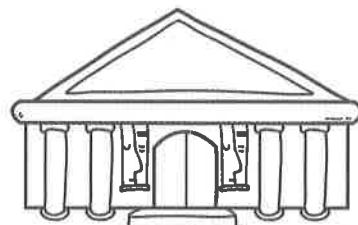
3 _____



4 _____



5 _____



6 _____

2 Have you ever?

Choose three pictures above. Write questions using *Have you ever been ... ?*
Swap books with a partner. Answer your partner's questions.

1 _____

2 _____

3 _____

Have you ever been to
a swimming pool?

Yes, I have.

Lesson 2 New words

1 Write

Put the letters in the correct order. Write the words on the lines.

1 p a l h s o i t

2 c i t e r l e h o p

3 t e l b / t e a s

4 m a b l u c a n e

5 p i n g p o s h / t e n c e r

2 Museum reviews

Read these reviews for the city museum.

Draw a ☺ next to the good reviews. Draw a ☹ next to the bad reviews.

It was very interesting.
Thank you, City Museum.

The museum cafe
was very expensive.

It was difficult to park
my car near the
museum.

☆☆☆☆☆ RATE

Everything was very old.
I prefer computers.

I loved the
dinosaur room!

You must visit the City
Museum. I think all
children will like it.

☆☆☆☆☆ RATE

Lesson 3 Time to practise

1 So do I!

Do you like the same things as Malik?

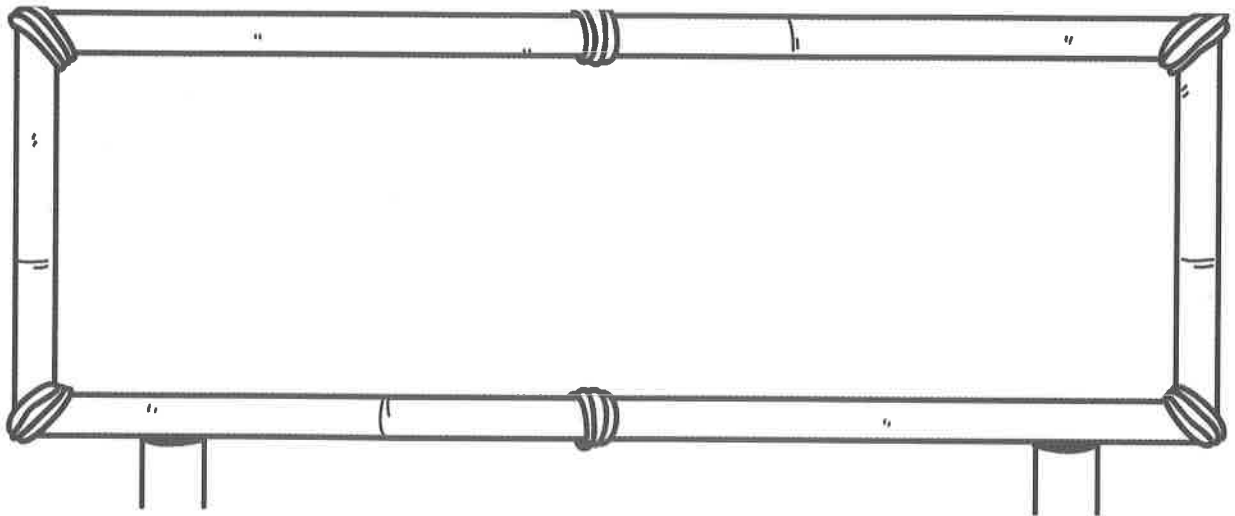
If you like it, write **So do I**.

If you don't like it, write **I don't**.



2 Draw

Draw your zoo sign here.



What must you do at the zoo? What mustn't you do?
Write two sentences.

I can talk about things I like.

😊 yes

😊 sometimes

😞 not yet

Lesson 4 Read and respond

1 Which café?

Read the sentences. Write **Jungle Café**, **Tree House Café**, or **Both cafés**.

- 1 It is inside a building. Jungle Café
- 2 It is closed in winter. _____
- 3 You can hear birds there. _____
- 4 You must climb up a ladder to get there. _____
- 5 You can see leaves and branches. _____
- 6 You can watch the fish. _____

2 Read and draw

Follow the instructions
to finish your café.



Draw **one more round table**.

Draw **three chairs** at the table.

Draw **a mum, a dad and a baby** at one table.

Draw **a mum and a girl** at the other table.

Draw **two plates** on each table.

Draw **two cups** on each table.

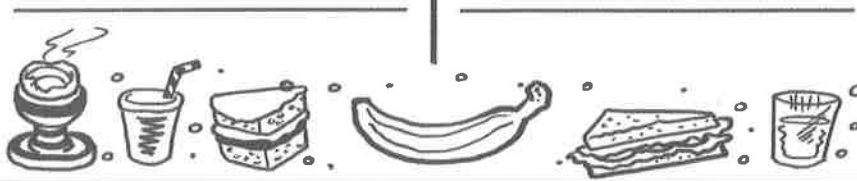
Write the name of your café here. _____

Lesson 5 Listening and speaking

1 Make a menu

Make a menu for your café. What food and drinks will you have?
Write them on your menu.

Food	Menu	Drinks
_____		_____
_____		_____
_____		_____
_____		_____



2 What would you like to eat?

Write what you say to the waiter. Choose something from your menu!



Waiter:

Would you like
something to eat?

You:

Can I _____

_____?

I can say what I would like to eat and drink.

☺ yes


☺ sometimes

☹ not yet

Lesson 6 My learning

1 City puzzle

Use the picture clues to complete the word puzzle.



Down

1



2



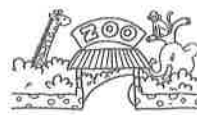
3



4



5



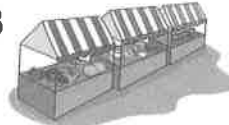
6



7



8



2 Yes, Mum

Complete the sentences. Use *You must* or *You mustn't*.

Match the sentences to the crossword clues.

1 ~~X~~ You mustn't run in the museum. 1

2 ✓ _____ help grandma at the market. _____

3 ~~X~~ _____ eat lots of cake at the cafe. _____

4 ✓ _____ talk quietly at the hospital. _____















5 ~~X~~ _____ feed the animals at the zoo. _____

6 ✓ _____ play with your little brother at the park. _____

Lesson 7 Find out more

1 Often, sometimes, never

Write sentences using the chart below.

	Often	Sometimes	Never	
Midiya				
Shamma				
Alia				
Mona				
Mouza				
Rihab				
Ghaya				

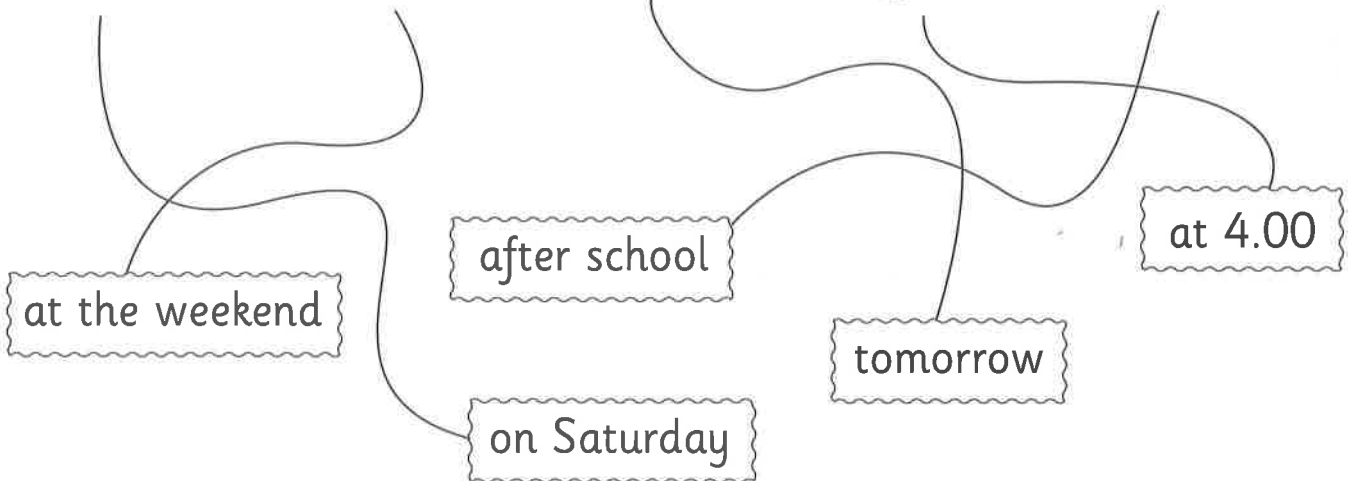

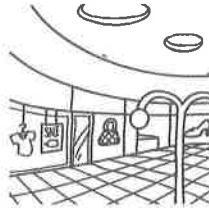

Mouza often eats grapes.

Write one sentence about what you eat.

Lesson 8 Use of English

1 Weekend plans

Follow the lines to write sentences using **-ing**.



1 I'm going to the cinema on Saturday.

2 _____

3 _____

4 _____

5 _____

I can talk about future arrangements using -ing verbs.

😊 yes

😐 sometimes

😞 not yet


Lesson 9 Think about it

1 Draw and write

Draw a picture of a place where you would like to go on holiday.

Write about it. Answer the questions below in your paragraph:

- What would you do there
- Who would you go with?
- When would you like to go?




Lesson 10 Use of English

1 Comparing places

Look at the pictures of two hotels and write sentences.

Use the words in the box.



Hotel Blue Sky



Hotel Black Cloud

Word box

big fun scary beautiful nice expensive

Hotel Blue Sky is more fun than Hotel Black Cloud.

I can compare places.

☺ yes

☹ sometimes

☹ not yet

Lesson 11 Read and respond

1 A letter from Paris

In the Learner's Book you read a letter from Jassem. This letter is from Jassem's sister, Rasha. What did they both like about Paris?

Word box

ok: nice good great
terrific amazing

Word box

bad: awful terrible horrible



Hi Hessa,

Thank you for your postcard from Greece.

My holiday was **OK** great too. We went to

Paris. You'd like the metro - it's **OK** _____.

The trains go under the city and under the river. I enjoyed reading the signs in French with our dictionary.

And mum took us to see lots of **OK** _____ art. We saw enormous paintings of flowers by Monet. They were so beautiful!

But the food was a problem. French food is famous but I didn't like some of the meals. There was too much soup and too much cheese. It was **bad** _____ and I wanted to come home.

My favourite place was the theme park. Jassem and I went on lots of **OK** _____ rides. The weather was **bad** _____ too. It rained almost every day! Can you imagine? We bought an umbrella with the French flag on it!

See you at school,

Rasha

Lesson 12 My learning

1 On Thursday after school

Complete the sentences. Change the verb to use **-ing**.

1 (I meet) I'm meeting Jassem at the museum.

2 (She visit) _____ her grandma.

3 (He eat) _____ lunch at the Jungle Cafe.

4 (I play) _____ basketball.

5 (They go) _____ to the cinema with my family.

6 (You go) _____ to the playground.

2 Comparing places

Look at the two pictures of a school visit.

Word box

nicer than more interesting than
more exciting than



Where do you want to go?

Write sentences.

Lesson 13 Words

1 Opposites


Write the opposites.

- 1 up down
- 2 right _____
- 3 lost _____
- 4 strong _____
- 5 low _____
- 6 hot _____

2 Change the picture

Read the instructions and write the opposites. Change the picture!

- 1 Anna's hair is **short**. Make it _____.
- 2 Anna is **frowning**. Make her _____.
- 3 It is **day**. Make it _____.
- 4 Anna's boots are **clean**.
- 5 Make them _____.



Lesson 14 Sounds

1 How many syllables?

Count the syllables in each word.
Write the number on the line.

1 market 2

2 ambulance _____

3 bicycle _____

4 shop _____

5 people _____

6 factory _____

7 helicopter _____

8 swimming pool _____

9 café _____

2 Write a poem

Write a poem about a
playground. Or choose
a different place that
you like. Count the
syllables in each line as
you write.



(5 syllables) _____

(7 syllables) _____

(5 syllables) _____

Lesson 15 Read and respond

1 True or False?

Read each statement and write **true** or **false**.

- 1 Cindy and Callie met at school. _____
- 2 Cindy and Callie are going to change places for 2 days. _____
- 3 Callie arrived in the city in the evening. _____
- 4 The city was quiet in the evening. _____
- 5 Callie went to a cafe at the top of a building. _____
- 6 Cindy's friends love the city. _____
- 7 Callie heard something nice. _____
- 8 The cat was scary. _____
- 9 Callie travelled home in a train. _____
- 10 Callie likes the country better than the city. _____



Correct one of the **false** sentences.

Lesson 16 Read and respond

1 City or Country?

Think about the story and answer the questions.

1 What did Cindy like about the country?

2 What didn't Cindy like about the country?

3 What does the country sound like?

4 Does the story end happily?

Lesson 17 Time to practise

1 What happened next?

Number the pictures to show the story.
Write a summary for each picture.
Use the words in the box.

Word box

First Then Next Finally



I can read, talk about and act out a story.

😊 yes

😐 sometimes

😞 not yet

Lesson 18 My learning

1 Write the words

Put the letters in the correct order. Write the words on the lines.

Circle the things that you usually find in the city.

1 p o s h



2 f e a c



3 t u n s




4 b l i n g i d u



5 w o l



6 e e b s



7 a x i t



2 Writing

Write a paragraph to compare the pictures in your Learner's Book.
