


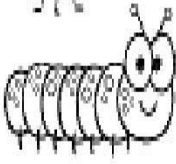

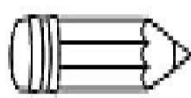

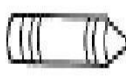












مذكرة القياس والوقت
للصف الاول
لعام 2018-2019

























الاسم :

الصف :

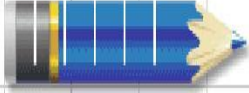
اعداد وتجميع : منى الدهماني

رتب الأشياء التالية من القصير إلى الأقصر إلى الأقصر على الإطلاق


1	<input type="text"/>	
	<input type="text"/>	
	<input type="text"/>	
2	<input type="text"/>	
	<input type="text"/>	
	<input type="text"/>	
3	<input type="text"/>	
	<input type="text"/>	
	<input type="text"/>	
4	<input type="text"/>	
	<input type="text"/>	
	<input type="text"/>	
5	<input type="text"/>	
	<input type="text"/>	
	<input type="text"/>	
6	<input type="text"/>	
	<input type="text"/>	
	<input type="text"/>	

1)	<input type="text"/>		2)	<input type="text"/>	
	<input type="text"/>			<input type="text"/>	
	<input type="text"/>			<input type="text"/>	
3)	<input type="text"/>		4)	<input type="text"/>	
	<input type="text"/>			<input type="text"/>	
	<input type="text"/>			<input type="text"/>	
Write 1 to 3 to show the order from longest to shortest object.					
5)	<input type="text"/>		6)	<input type="text"/>	
	<input type="text"/>			<input type="text"/>	
	<input type="text"/>			<input type="text"/>	
7)	<input type="text"/>		8)	<input type="text"/>	
	<input type="text"/>			<input type="text"/>	
	<input type="text"/>			<input type="text"/>	

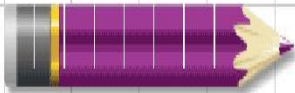
رتب الأشياء التالية من الطويل إلى الأطول إلى الإطلاق



.....



.....



.....



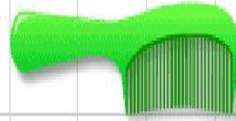
.....



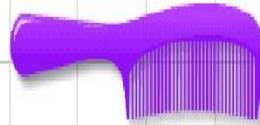
.....



.....




.....




.....



.....



.....



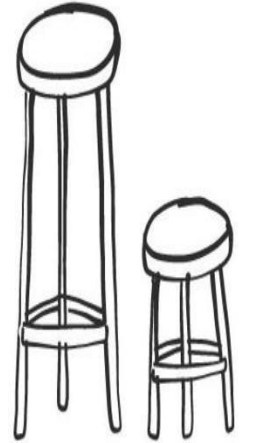

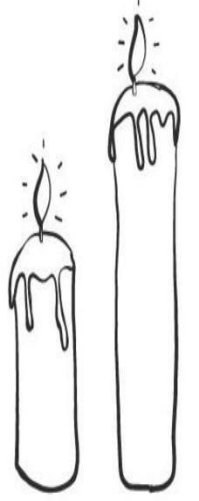
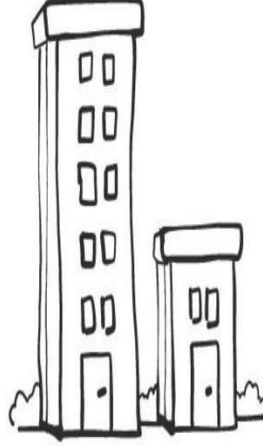

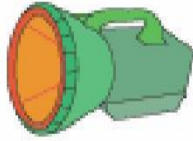
.....




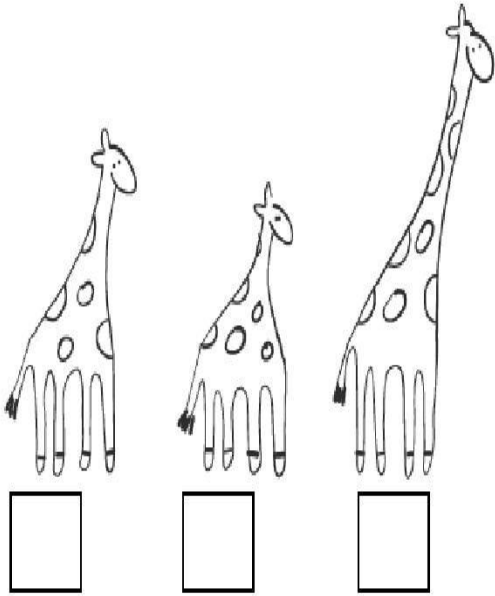
.....

حوّط على الأطول

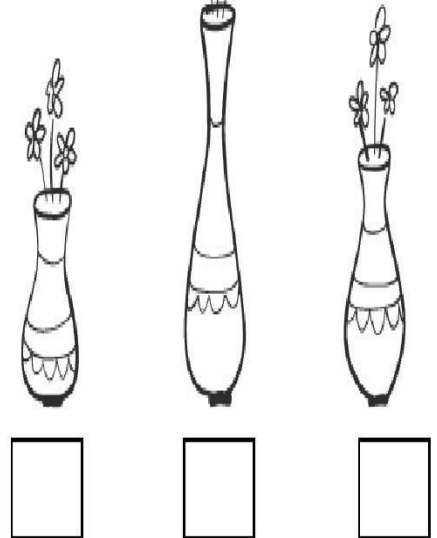
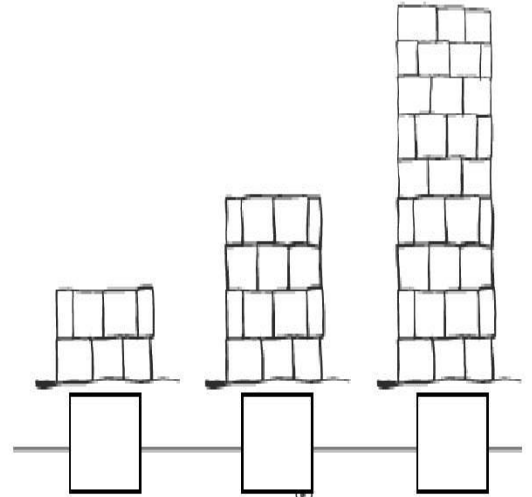
حوّط على الأقصر



رتب من الأقصر إلى الأطول



رتب من الأطول إلى الأقصر



قياس الأشياء

اكتب كم درهماً يبلغ طول الأشياء التالية :



اكتب كم مكعباً يبلغ طول الأشياء التالية :



--	--	--	--	--	--	--	--



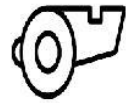
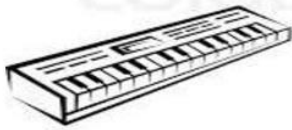
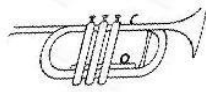
--	--	--	--	--	--	--	--



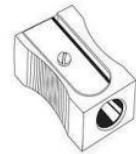

--	--	--	--	--	--	--	--

السؤال الأول: ضعي دائرة حول الإجابة الصحيحة فيما يلي:

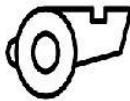
1. أي الآلات أقصر من هذه الآلة ؟





2. ما شيء الأطول من الدبوس؟




3. حوطي على الجسم الأقصر؟



4. حوطي على الجسم الأطول؟



5. هل قلم الرصاص أطول من الممحاه أم أقصر؟

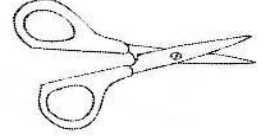

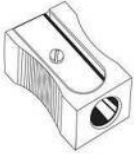


أقصر من

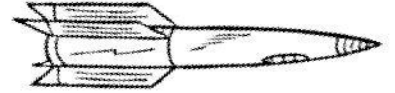
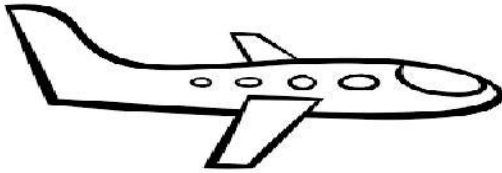
أطول من

السؤال الثاني: أجبني عن كل ما يلي:

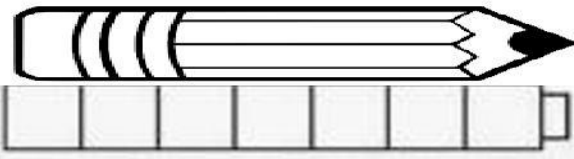
1. رتبي الأشياء تبعًا للطول. أكتبي 1 للجسم القصير و 2 للأقصر و 3 للأقصر على الإطلاق.



2. رتبي الأشياء تبعًا للطول. أكتبي 1 للجسم الطويل و 2 الأطول و 3 للأطول على الإطلاق ؟



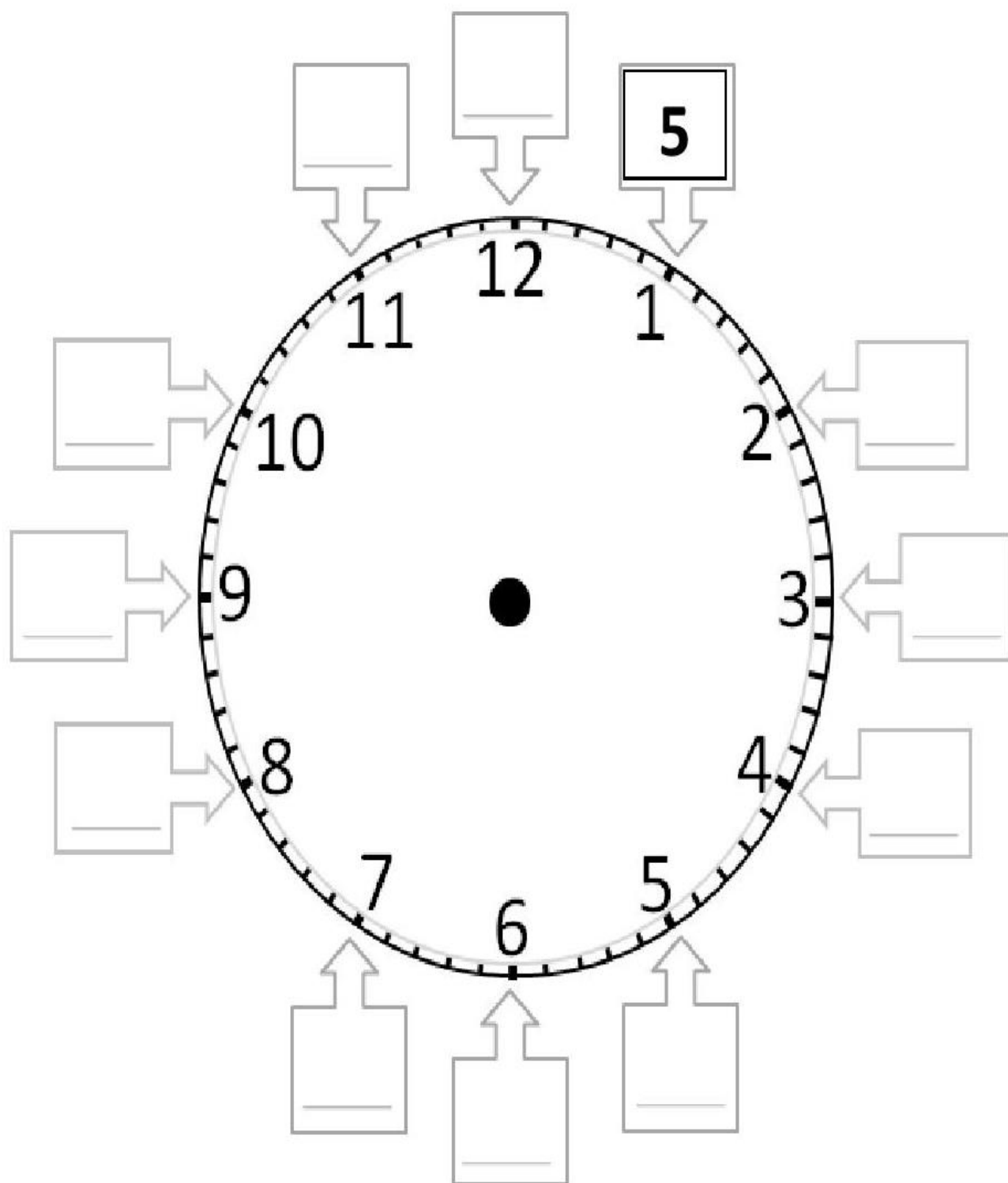
3. أوجدي طول القلم باستخدام المكعبات



4. أوجدي طول القلم التلوين باستخدام العملات المعدنية



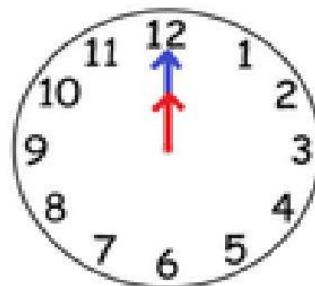
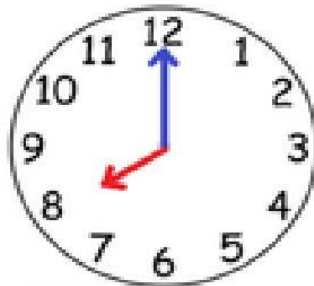
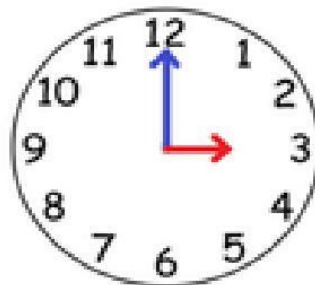
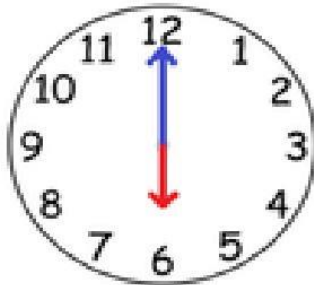
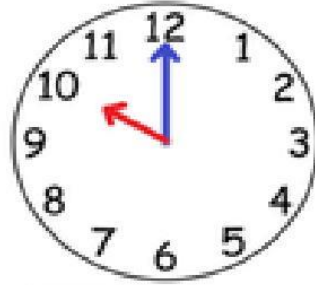
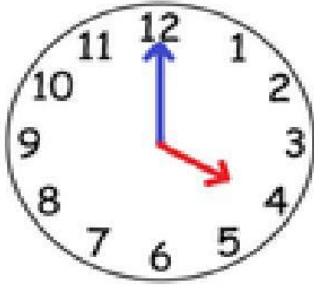
اكتب الدقائق





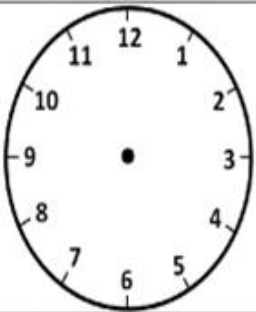

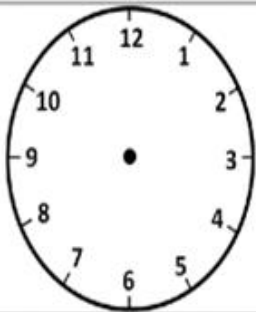
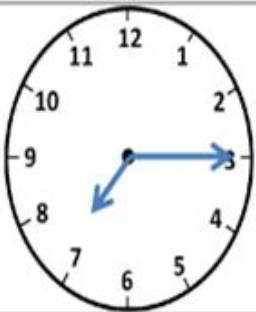
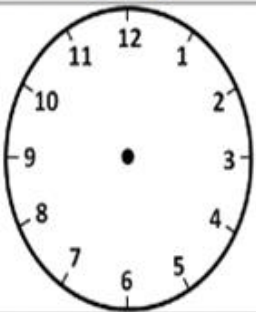


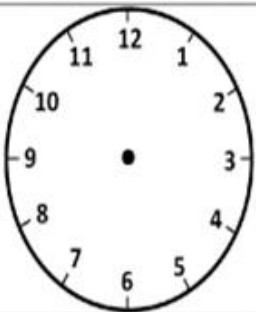

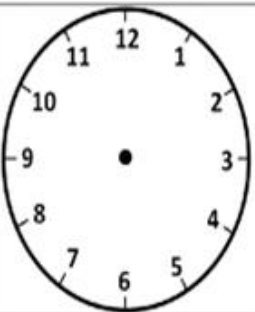


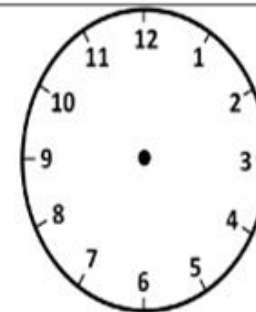

قراءة الوقت في الساعة
التناظرية



**What's the time
Mr Wolf?**



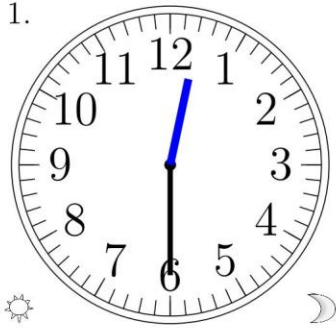
الساعة

			
2:20		4:30	
			
12:30		9:30	
			
	3:30		5:00
			
7:30		12:00	

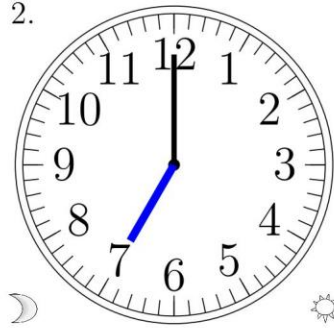
Reading Analog Clocks (J)

Read each time and write it in the space under the clock.

1.



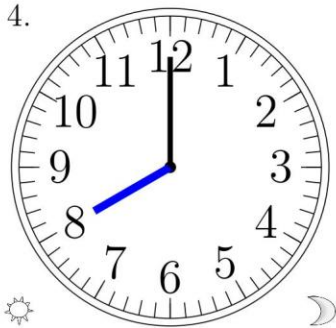
2.




3.




4.



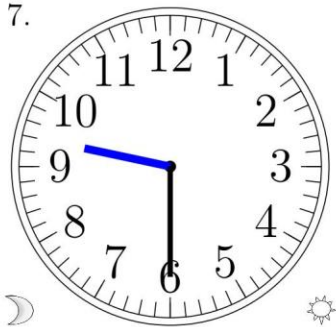
5.



6.



7.




8.



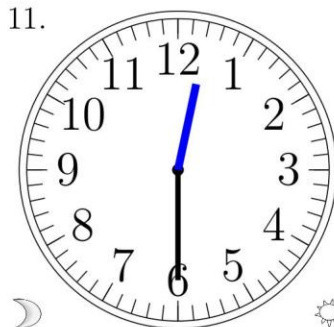
9.




10.



11.







12.








Name _____ Date _____

Read the time below each clock. Draw the hands on the clock to match the time given.



2:30 9:00 4:00 11:30 8:30



6:00 7:30 10:30 1:00 3:00

Name _____ Date _____

Circle the time below each clock that correctly tells the time.



- a. 6:05
- b. 5:30
- c. 5:06



- a. 4:60
- b. 12:04
- c. 4:00



- a. 11:00
- b. 11:60
- c. 12:11



- a. 2:06
- b. 2:30
- c. 6:02



- a. 4:30
- b. 4:06
- c. 6:04



- a. 6:09
- b. 9:06
- c. 6:30



- a. 8:00
- b. 8:60
- c. 12:08



- a. 1:00
- b. 1:60
- c. 12:01

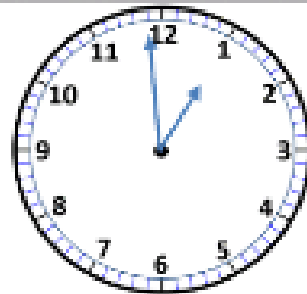
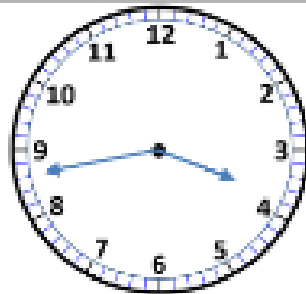
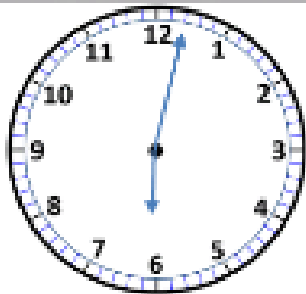
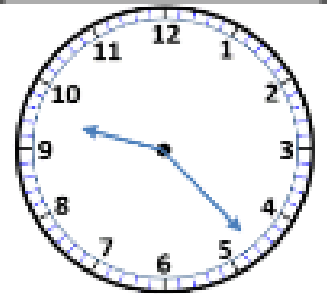
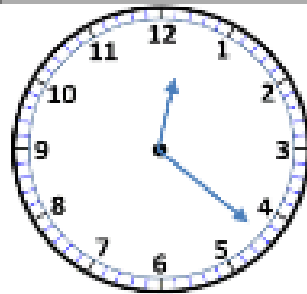
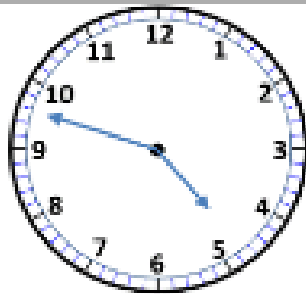
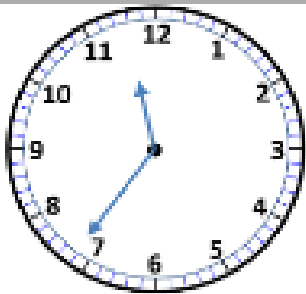
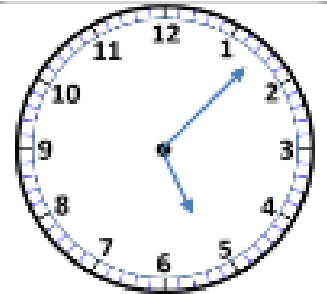
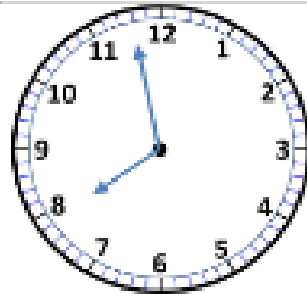
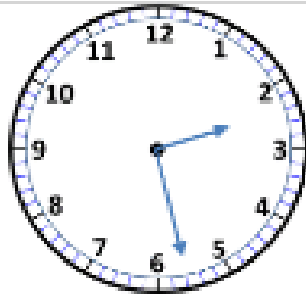
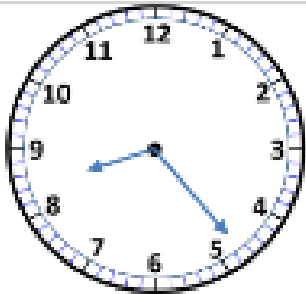
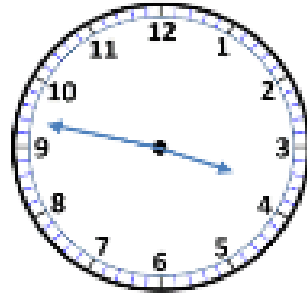
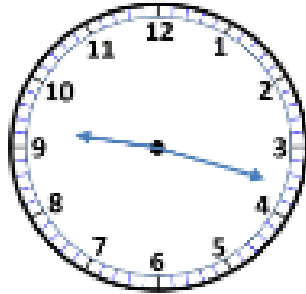
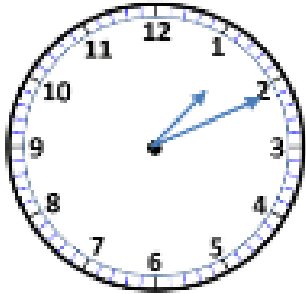


- a. 11:30
- b. 11:06
- c. 6:11

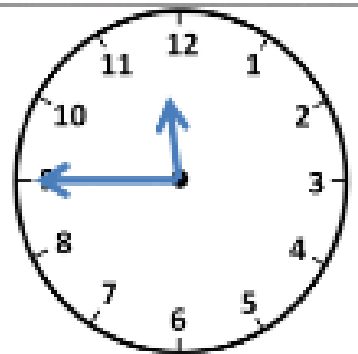
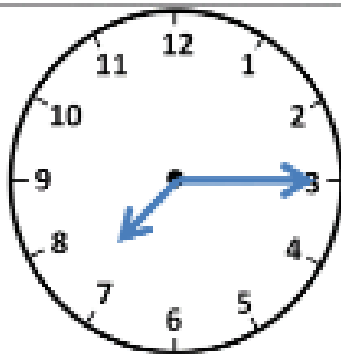
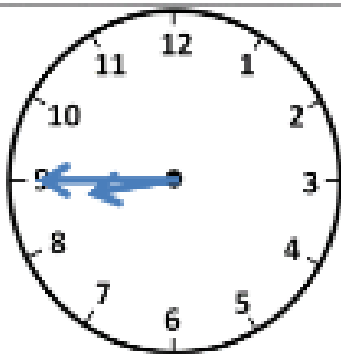
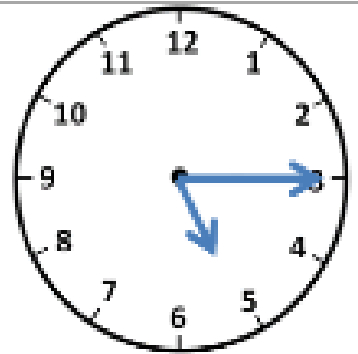
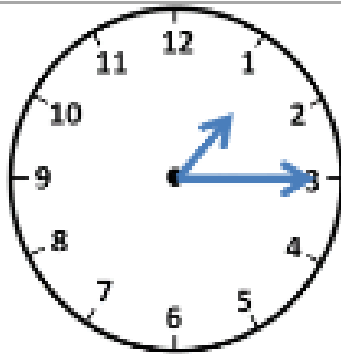
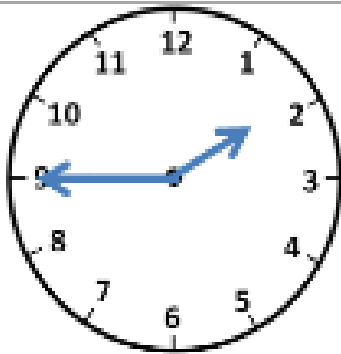
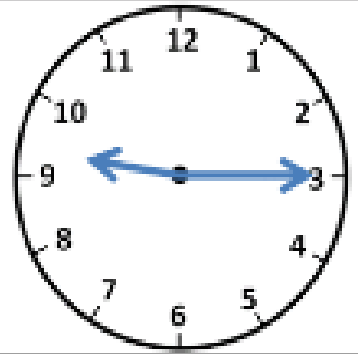


- a. 12:30
- b. 6:00
- c. 6:60

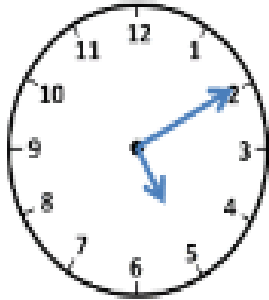
الساعة



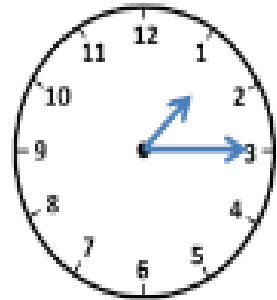
الساعة



الساعة

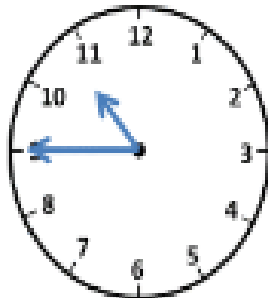


7:40

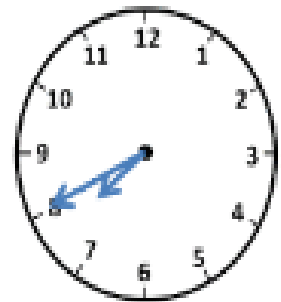


1:15

6:05



5:10



8:20



10:45

Match the time



11:00



2:00



4:00



1:00

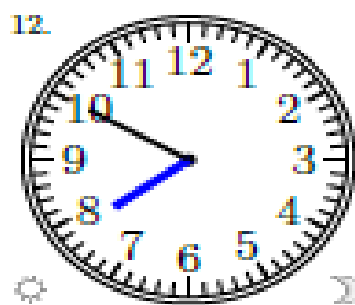





10:00




7:00

الساعة




Write the time below each clock.


1.




2.




3.




4.




5.




6.




7.



8.




9.




Draw the time shown on each clock.

1.




4:00

2.




2:00

3.




11:00

4.




12:00

5.




1:00

6.




8:00

7.




10:00

8.



3:00


9.




9:00

Write the time below each clock.


1.




2.




3.




4.




5.




6.




7.



8.




9.




Write the time below each clock.


1.




2.




3.



4.




5.




6.




7.



8.




9.



Write the time below each clock.

1.




2.




3.




4.



5.




6.




7.



8.




9.




Draw the time shown on each clock.

1.




4:00

2.




3:00

3.




9:00

4.




2:00

5.



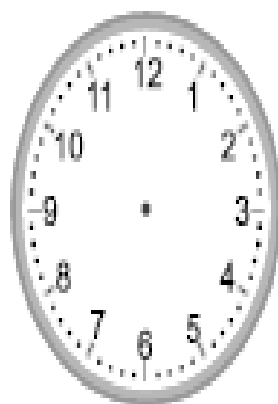
12:00

6.




7:00

7.




6:00

8.



11:00


9.




8:00

Write the time below each clock.

1.




2.



3.



4.




5.




6.



7.



8.



9.



Write the time below each clock.

1.




2.



3.



4.




5.



6.



7.



8.




9.




Draw the time shown on each clock.

1.




11:00

2.




1:00

3.




5:00

4.




6:00

5.




12:00

6.




2:00

7.




3:00

8.



8:00


9.



9:00

Write the time below each clock.


1.




2.




3.




4.



5.




6.



7.



8.




9.




Write the time below each clock.


1.



2.



3.



4.




5.



6.




7.



8.




9.




Write the time below each clock.


1.




2.



3.




4.




5.




6.




7.



8.



9.



Draw the time shown on each clock.

1. 

5:00

2. 

3:00

3. 

7:00

4. 

10:00

5. 

2:00

6. 

9:00

7. 

11:00

8. 


6:00

9. 

1:00

Write the time below each clock.

1.




2.




3.



4.



5.



6.




7.



8.



9.




Write the time below each clock.


1.




2.



3.




4.




5.



6.



7.



8.




9.



Write the time below each clock.

1.




2.




3.




4.



5.




6.



7.



8.




9.




Write the time below each clock.

1.




2.




3.




4.



5.




6.



7.



8.




9.




Write the time below each clock.

1.




2.




3.




4.




5.




6.




7.



8.




9.




Draw the time shown on each clock.

1.




6:00

2.




1:00

3.




10:00

4.




5:00

5.




4:00

6.




7:00

7.




12:00

8.



2:00


9.




11:00

Write the time below each clock.

1.




2.




3.




4.




5.




6.




7.



8.



9.



Write the time below each clock.


1.




2.




3.




4.




5.




6.




7.



8.




9.




Write the time below each clock.

1.




2.




3.




4.




5.



6.




7.



8.




9.




Write the time below each clock.


1.




2.



3.




4.




5.



6.



7.



8.




9.



Write the time below each clock.


1.




2.




3.




4.




5.



6.




7.



8.




9.




Draw the time shown on each clock.

1.




8:00

2.




2:00

3.




3:00

4.




12:00

5.




10:00

6.




11:00

7.




7:00

8.



4:00

9.



9:00

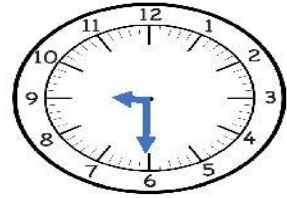
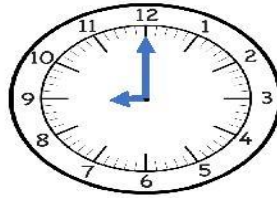
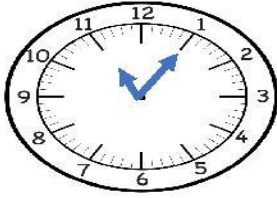
6. اختاري الساعة الرقمية



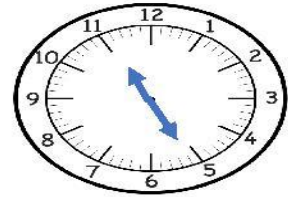
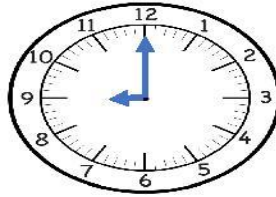
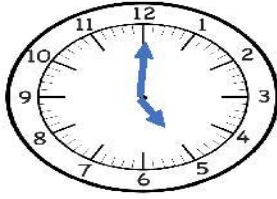
7. أختاري الساعة التناظرية



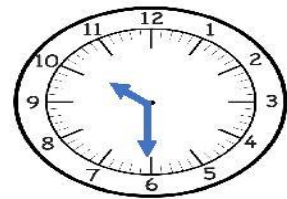
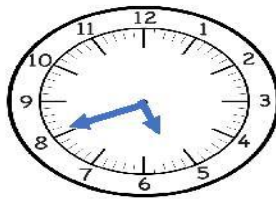
8. أي الساعة تظهر الساعة 9 ونصف



9. أي ساعة تظهر الساعة الخامسة


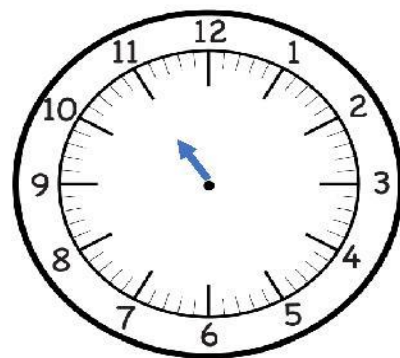


10. يقف عقرب الساعات بين 6 و 5. وعقرب الدقائق يقف على 8. فأأي ساعة تمثلها؟

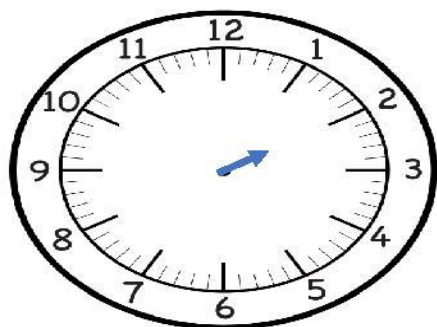


(ب). أرسمي عقرب الدقائق لعرض الوقت. وأكتبى الوقت على الساعة الرقمية.

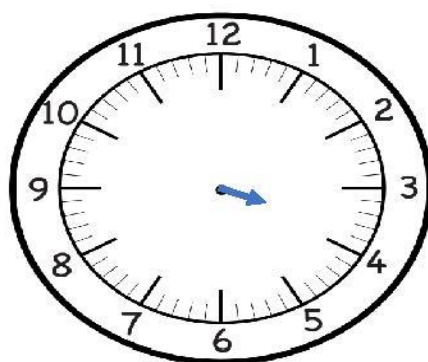
(1) 11:30



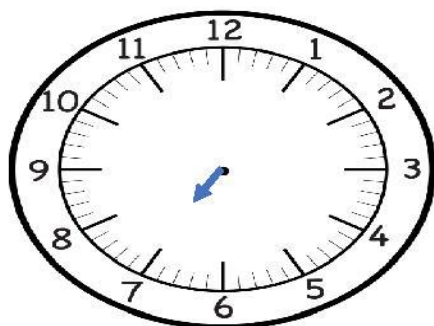
(2) الثانية ونصف



(3) 4:00

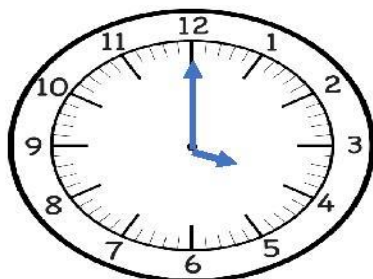


(4) السابعة

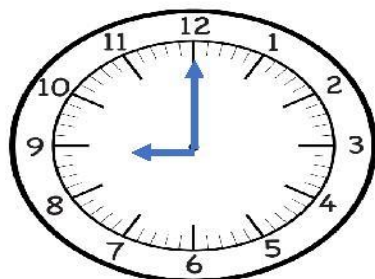


(أ). أذكر الوقت الموضح. وأكتب الوقت على الساعة الرقمية.

(1) (2)

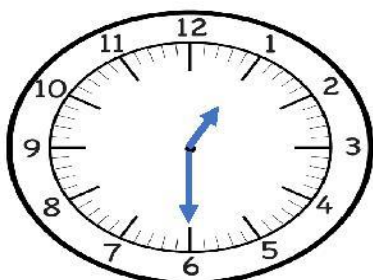


_____ : _____

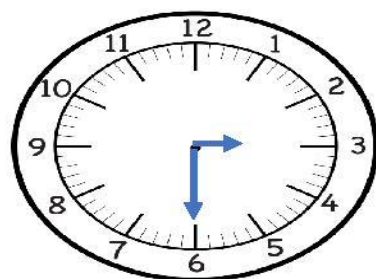


الساعة _____

(3) (4)

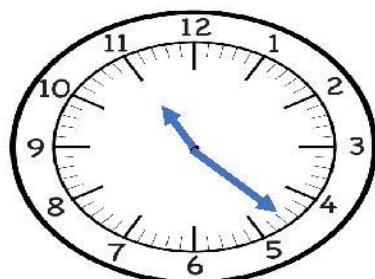


_____ : _____

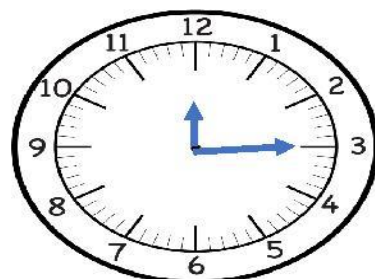


_____ و النصف

(5) (6)



_____ : _____



_____ : _____