



Lesson 1 Places where animals live

- 1 **Vocabulary** Write the places where animals live. Name one or two animals for each place.

	Place	Animals
1 ofrets	panda	deer
2 cicAtanrt	penguin	Polar bear
3 noace	whales	Dolphin
4 seertd	lizard	camels
5 aonmutin	eagles	ibex

- 2 **Write** Complete the table.

Animal	Where it lives	Food
 horned viper	desert	weat
 stick insect	forest	plants
 elephant seal	Antarctic	meat
 clownfish	منتديات صفير الجنوب التعليمية المنهاج الاماراتي	
 golden eagle		

Vocabulary
 animal that only eats plants, and
 in the box. Can you think of one more example for each?



... eats only meat	... eats only plants	... eats meat and plants
the fox	the rabbit	the owl

Write Put the pictures in order and then write a sentence.



منتديات صقر الجنوب للتعليمية المنهاج الاماراتي



1 **Read** the sentences, and put them in the order of the food chain. The first one has been done for you.

- a Very small animals, called plankton, eat the small plants. 2
- b Energy from the sun makes small plants grow in the ocean. 1
- c Sharks eat the minnows. 5
- d Minnows eat the jellyfish and starfish. 4
- e Jellyfish and starfish eat the plankton. 3

2 **Write** Choose another ocean creature. Find out what your creature eats and what eats your creature. You can choose one of the sea creatures in the pictures, or think of another one. Write some sentences and then tell your partner.

Fish are varied in their shapes, types and colors. The creator has created its composition which is very similar in its external form covered by crusts and scales.

Dolphins eat minnows
minnows eat starfish and jellyfish
starfish and jellyfish eat plankton



QUIZ

1 Which animals can change their colour?

chameleon and cuttlefish

2 Which fish is orange and white and lives in the ocean?

The clown fish

3 Which insect has sharp teeth, and sits on flowers?

flower spider

4 Which fish shoots black ink into the sea?

cuttle fish

5 Which fish is large and eats other fish?

shark

6 Which fish has green blood?

cuttlefish

Lesson 1: Camels, snakes and humps

1 Word study Match the sentence parts.

- 1 The elephant moves its big ears b a helps it to eat high leaves on trees.
- 2 The giraffe's long neck a b to help it cool down.
- 3 The camel's hump d c to hide from other animals.
- 4 The snake moves e d helps it when there is no food.
- 5 The zebra uses its stripes c e with its scales.

Use of English

It and its

We use **it** instead of the name of a place, object or animals, so we don't repeat the name of the noun.

It lives in hot places.

We use **its** to say that something belongs to an animal or a place.


It uses **its** big ears to stay cool.

2 Use of English Complete the gaps with *it* or *its*. Write the name of the animal next to the sentence. Use the Use of English box to help you.

tiger camel snake zebra giraffe

- 1 It has a big hump. Its hump helps it when there isn't any food or water. camel
- 2 It has orange and black stripes. It eats other animals, such as zebra. tiger
- 3 It has a small head, but its neck is very long. giraffe
- 4 Its scales help it to move, and also to keep cool. snake
- 5 It lives in groups of 10 to 15. It has black and white stripes. zebra

Lesson 6 My learning

- 1  **Read and write** Complete the text with a word from the box. Then tell your partner which animal you like best and why.

hump scales stripes tails ears

There are some amazing animals in the world! The zebra looks like a horse, and has black and white stripes ⁽¹⁾. And I love monkeys! They have long tails ⁽²⁾ to help them move in the trees. And elephants? They live in hot places, and move their big ears ⁽³⁾ to help them cool down. And the camel? It has a hump ⁽⁴⁾ on its back to help it when there is no food and water. But I don't like snakes! Their scales ⁽⁵⁾ help them to hide in the grass and to move very fast.

- 2 **Use of English** Read the text and replace the underlined words with *it* or *its*. The first one has been done for you.

A tiger is a very powerful animal. The ~~tiger~~ It ⁽¹⁾ can jump very high, and the ~~tiger's~~ its ⁽²⁾ legs are very strong. The ~~tiger~~ it ⁽³⁾ has orange and black stripes. The ~~tiger's~~ its ⁽⁴⁾ stripes help it to hide when the ~~tiger~~ it ⁽⁵⁾ is hunting other animals. The ~~tiger~~ it ⁽⁶⁾ eats other animals, such as zebras.

Look what I can do!

	☺ yes	☹ sometimes	☹ not yet
I can talk about where animals live.	✓		
I can read and understand information about animal and sea creature food chains.		✓	
I can use <i>it</i> and <i>its</i> to talk about animal characteristics.			✓
I can listen for specific information in short texts about animal camouflage.	✓		

I love my pet hamster because he is so much fun! His name is Cheeks because he loves to fill his cheeks with food. I feed him twice a day and give him fresh water too.

Hamsters are very active, so Cheeks exercises on a wheel in his cage. He loves it! I clean Cheeks' cage once a week. I clean it with soap and water, and I put in something fresh for him to sleep on.

Did you know that a hamster's teeth never stop growing? So it needs something hard to chew on. This helps to keep your hamster's teeth short.



1



- 2 **Word study** Complete the sentences with the correct form of the words in the box. Use the pictures in Activity 1 to help you.

brush feed clean exercise look after

منتديات صقر الجنوب التعليمية المنهاج الاماراتي

- 1 Sam feeds his hamster twice a day.
- 2 Cheeks exercise on a wheel in his cage.
- 3 Sam cleans Cheeks' cage once a week.
- 4 Sam doesn't brush Cheeks because his fur is very short.
- 5 Sam looks after Cheeks' teeth by giving him something hard to chew on.

LESSON 6

1 Use of English Put the words in order to make sentences.

Advice for hamster owners.

- 1 feed/your hamster/You/every day./must you feed your hamster every day
- 2 put clean water/of his cage./at the side/have to/You you have to put clean water at the side of his cage
- 3 clean/You/once a week./his cage/should you should clean his cage once a week
- 4 don't/You/brush the hamster./have to you don't have to brush the hamster
- 5 You/so he gets exercise./should put/for him to play with/something in his cage you should put something in his cage for him to play with so he gets exercise



2 Talk and write Choose an animal from the box.

horse cat rabbit fish bird

Ask your partner's advice about taking care of your pet.
Use the words in the box.

must should have to don't have to

Now write a few sentences about taking care of a pet.
Remember to use the modal verbs correctly!

- ① You must feed your horse every day.
- ② You have to take your horse to exercise.
- ③ You should clean your horse twice a week.
- ④ You don't have to brush your horse every day.
- ⑤ You should check your horse's teeth.
- ⑥ You must take your horse to the vet every then and now.

Use of English

Modal verbs: must, should, have to, don't have to

We use **must** + verb or **have to** + verb, when we talk about things that are very important to do.

We use **should** + verb to talk about something that it is important to do, or a good idea to do.

We use **don't have to** + verb, when something is not necessary.

- 1 **Write** Design and write a leaflet to advertise a zoo.
- Make a list of activities for children, such as feeding the animals, camel rides.
 - Write slogans to attract people's interest.
 - Find photos or draw pictures of animals you can see in the zoo.
 - Give information about opening times and prices.
- Use the template below to help you.

Title

Introduction - use slogans

Activities - what you can do and see

Opening times

Prices

Pictures

opening times every day 9:00 am - 9:00 pm

Public Holidays 9:00 am
1:00 pm

Ramadan 5:00 pm - 5:00 pm

11:00 pm

Prices Adults 30 AED

children 3-12 to AED

under 3 years

Free entry



منتديات صقر الجنوب التعليمية المنهاج الاماراتي

- 2 **Talk** Tell your partner about your leaflet and answer their questions.

Lesson 10 An animal profile

1 Read Mariam's description and fill in the animal profile.

This is an octopus and it eats crabs and other small sea animals. Octopuses live in oceans, in rocks and coral. They have very good camouflage and can shoot ink into the water. They hunt for food at night. Octopuses can be as small as 2 centimetres or as big as 5 metres! They have eight strong arms, and two eyes. Octopuses are many colours. They change colour depending on where they are. They can see things very clearly when they are close, and their sense of touch is very good. Here is a strange fact! Octopuses have no back bone: if they are out of water, they lose their shape!

Animal profile

Animal: Octopus

What it eats: crabs and small sea animal

Where it lives: the ocean

How big it is: 2 cm → 5 m

Other interesting information: No back bone

if they are out of water



Write Choose an animal and find out information about it. Write a paragraph about it and find or draw a picture.

Animal: cheetah
what it eats: meat
where it lives: it lives on the plains
How big it is: it is 1.2 m
other interesting information: it is the fastest animal on Earth

1 Write Reorder the words to make sentences and match to the correct picture.



1 long/log/leopard/the/lies/Laila/the/lazily/on

Laila the leopard lies lazily on the long log.

2 Badr/beautiful/the/buzzes/busily/bee

Badr the beautiful bee buzzes busily.

3 flies/Fahad/flea/the/fat/fast

Fahad the fat flea flies fast.

4 slowly/soft/Safwan/slides/the/snail

Safwan the soft snail slides slowly.

2 Listen to the sentences below and repeat them.

Practise saying them with your partner.

1 Blue bees buy bread.

2 Small snakes swim slowly.

3 Happy hippos have haircuts.

4 Purple pandas paint pictures.

Can you think of another example, using a different sound?