


Read and understand :



Write your name and draw a picture of yourself:

My name is :




Read and learn how to talk about yourself :



Hi , my name is Aisha. I'm a girl .
I'm in grade one . I'm 6 years old .
I like art .



Hi , my name is Ali. I'm a boy .
I'm in grade one . I'm 6 years old .
I like sport .



Write a short paragraph about yourself in 5 sentences and draw your picture :


Read and learn :



eye



foot



nose



hand



mouth



ear

The body parts :



Spelling words list

LOOK



cover



Write



check

eye

mouth

nose



ear

hand

foot



Spelling words list

LOOK



cover



Write



check

head

arm

leg

.

.

.

.

.

.

.

.

.

eyes

feet

ears

.

.

.

.

.










.

.

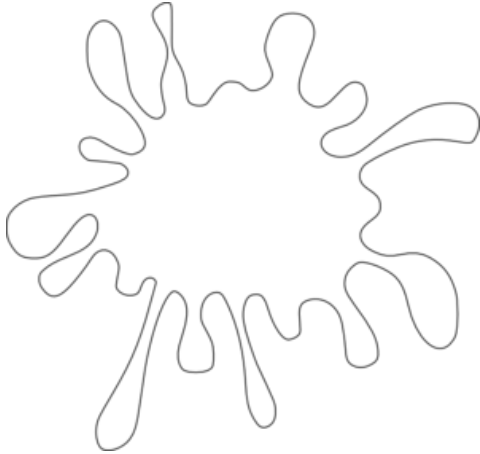
.

.

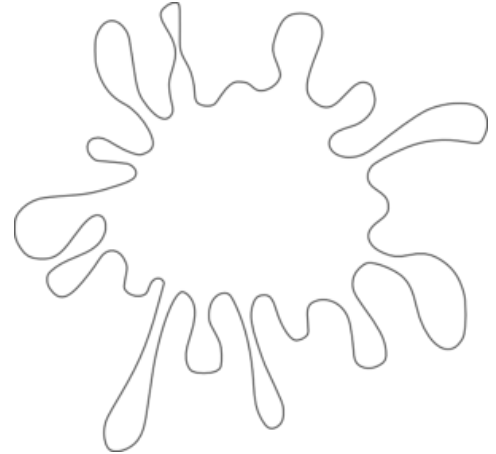
Read and color the flowers :



Complete the word and colour.




p-r-l-



p-n-

Color the flowers with pink and the balls with purple .



Practice writing the letter Hh in the lines bellow.

H

H

h

h

Hh

Spelling words list

LOOK



cover



Write



check

hippo

happy

hat

It is a

They are

Read carefully and understand :

What is it ?	What are they ?
It is my head .	They are my feet .
It is my hand .	They are my eyes .
It is your mouth .	They are your ears .

Now write your example :

1. What _____ ? _____ .
2. What _____ ? _____ .


Read and write the words under the correct picture:

hippo - heart - head - happy - hot - hungry













Complete the missing numbers .


0	1			4		6
7		9			12	

Write the numbers next to the words .

zero ___ one 1 two ___ three ___
 four ___ five 5 six ___ seven 7
 eight ___ nine ___ ten 10 eleven ___ twelve 12

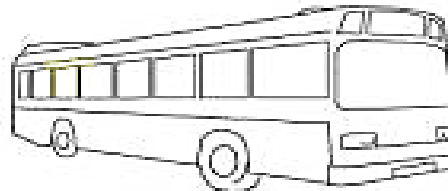
Answer the following questions with Yes, it is / No, it isn't.

1. Is this a mango?



.....

2. Is this a bus?



.....

3. Is this a girl?



.....

4. Is this a book?




.....

5. Is this a toothbrush?



.....

6. Is this an aeroplane?



.....

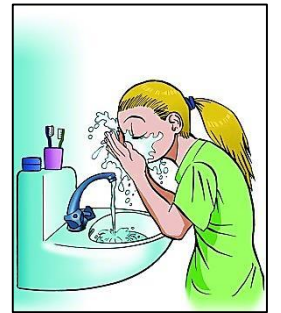
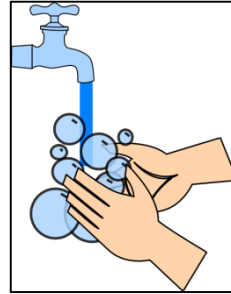
Read the following sentences and understand:

1- I brush my teeth. - You brush your teeth.

2- I brush my hair. - You brush your hair.

3- I wash my hands. - You wash your hand.

4- I wash my face. - You wash your face .



Spelling words list

LOOK



cover



write



check

teeth

hair

face




brush

wash




Read the following sentences and match:


1. The boy is **tall**.




2. The boy is **short**.




3. The hippo is **big**.



4. The baby is **small**.



Read and trace then colour the rainbow .




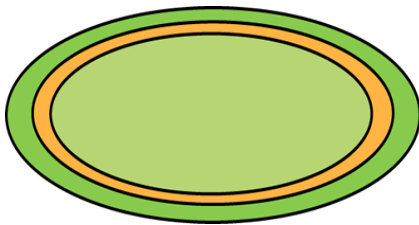
Tracing practice for the letter R and a rainbow coloring activity. The page includes stroke order diagrams for uppercase R and lowercase r, a dotted 'Rainbow' word, and a large rainbow outline with clouds.

Read and write the words under the correct picture:


red - diamond - rabbit - rug - star - room






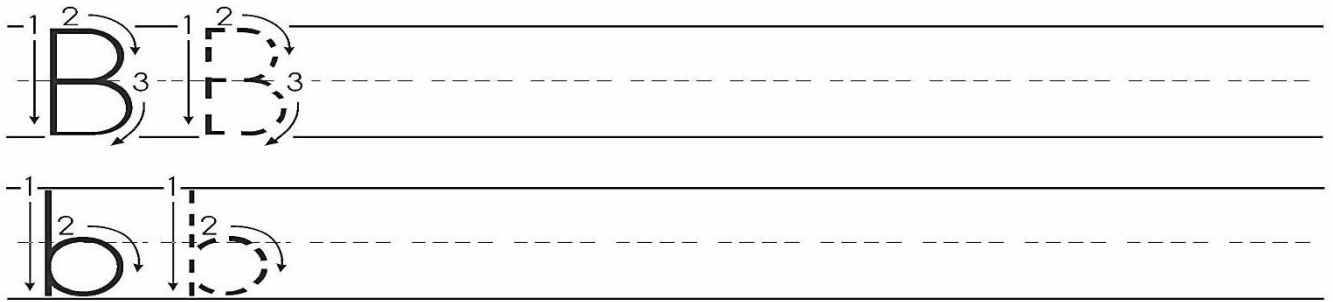









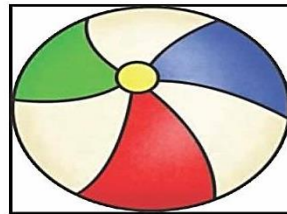
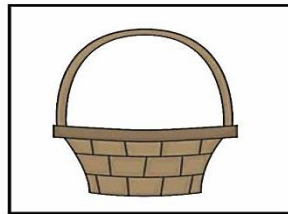

Trace the letter Bb .



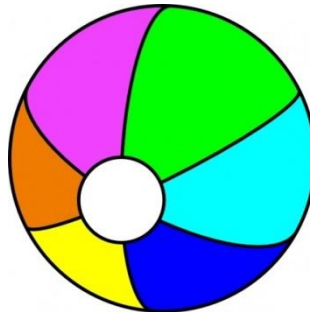



These things start with 'b':



Cut out the pictures below and glue them above IF they start with the correct letter.



Circle the things start with the letter b .



Spelling words list

LOOK



cover



Write



check

bee

bike

ball




banana

balloon



Complete the words with letter f and match .

1- ----ace



2- ---an



3- ---rog



4- ----ish



5- -----riends



6- ---inger


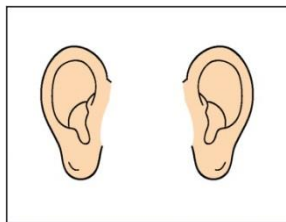



Our senses


Unit 6

You have five senses .. read . look at the pictures
and understand.

1. see (I **see** with my **eyes** .)
2. smell (I **smell** with my **nose**.)
3. hear (I **hear** with my **ears**.)
4. taste (I **taste** with my **mouth**.)
5. feel (I **feel** with my **hands**.)



Look at the pictures in the following box and write sentences about what can you see.




1. I can see a lion .
2. I can see _____.
3. I can _____.
4. I _____.
5. _____.

Complete the following sentences (use the words box).

ear - nose - mouth - hands - eyes

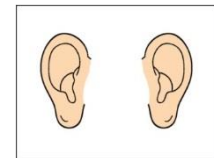
1. I can see with my _____.



2. I can smell with my _____.



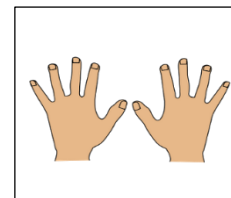
3. I can hear with my _____.



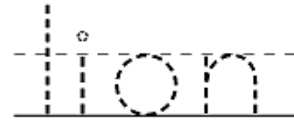

4. I can taste with my _____.



5. I can feel with my _____.

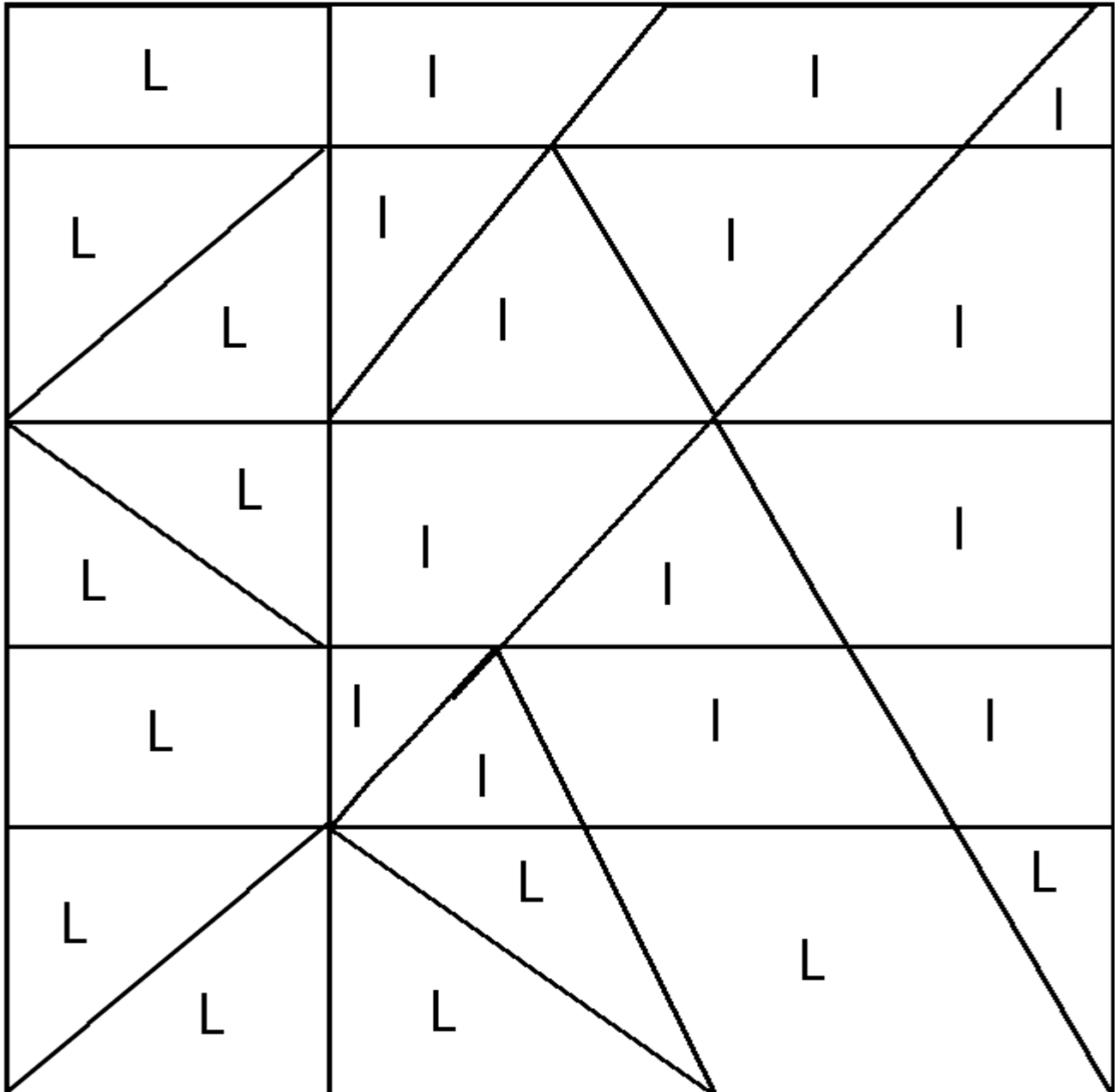


Trace the letter Ll.



Handwriting practice lines consisting of five rows. Each row has a solid top line, a dashed middle line, and a solid bottom line. The first row contains six dashed uppercase 'L's for tracing. The remaining four rows are blank for independent practice.

Color the capital L gray and the lower case l purple.



Spelling words list

LOOK



cover



Write



check

lion

lake

lemon

.

.

.

.

.

.

.

.

.

lemonada

leg

.

.

.

.

.

.

Read and match.

pita bread




rice



burger




dates





yoghurt



Look and find then circle the letter L capital letter and the lower case l .





Circle the ff words and color.




Look at the pictures. Write (He or She).














Write the number of the sentence under the correct picture.

1. He's got curly hair.
2. She's got straight hair.
3. He's got short hair.
4. She's got long hair.
5. She's got big eyes.



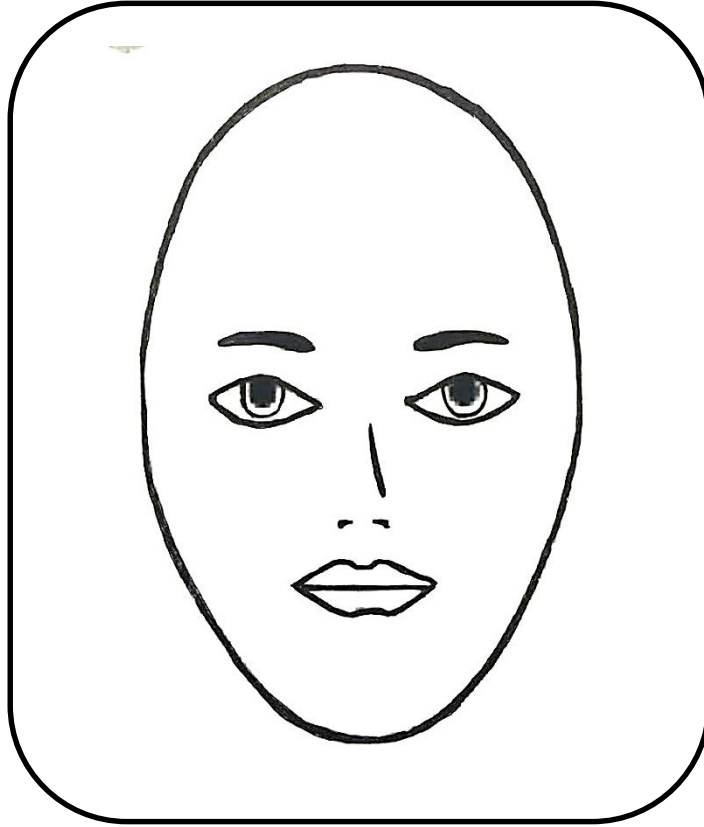








Read, draw and color.



She's got short, black hair.

Her eyes are brown.

Look at the following box and cross out the ll words.

bell - lollipop - jelly - balloon - ball - tall - small


h	x	d	t	e	u	e	l
w	s	m	a	l	l	y	o
b	e	l	l	e	x	e	l
d	n	n	l	s	j	s	l
x	d	x	u	x	a	x	i
b	a	l	l	x	r	x	p
x	r	j	e	l	l	y	o
b	a	l	l	o	o	n	p

A. Trace and write .

13

thirteen

B. Colour 13 t-shirt



Read the following sentences. **Circle** the correct answer.

1. She _____ to eat ice cream.

a. like

b. likes



2. I _____ to drink milk.

a. likes

b. like



3. He _____ to play football.

a. likes

b. like



4. My mum _____ to make cake.

a. like

b. likes



5. My brother _____ to go to school.

a. likes

b. like



Read and understand.

How are you ?



I feel
happy.

I feel
sad.



He feels
tired.



She feels
hungry.

Circle all the 14s .

14

15 11 18 14 12

14 13 14 10 18

12 14 11 14 15

16 10 12 17 14

14 13 17 19 16

Read the following sentences. Circle the correct answer.

1. She _____ worried.
a. feels b. feel



2. He _____ sad.
a. feel b. feels



3. My brother _____ cold.
a. feel b. feels



4. I _____ thirsty.
a. feels b. feel



5. My sister _____ hungry.
a. feel b. feels



Spelling words list

LOOK



cover



Write



check

I feel

She feels sad

.

.

.

.

.

.

.

.

.

He feels

hot

.

.

.

.

.

.

Spelling words list

LOOK



cover



Write



check

cold

worried

•

•

•

•

•

•

hungry

thirsty

•

•


•

•


•

•

Look at the pictures and match.



jungle



jaguar




jam






jeans

Trace and write number 15.



15	15	15	15	15
15	15	15	15	15
15				
15				

Circle the v words.



Fill in the missing number.

	2		4	
6		8		10
	12		14	
16		18		20

WE


Established in 1988

نمتلك التاريخ... ونستشرف المستقبل
have a long educational history and
look forward to a better future

مدرسة الإمارات الخاصة - العين
Emirates Private School - Al Ain
English



English



booklet



My nice name : -----

Grade : 1 c

WE ♥ ENGLISH



EPS Group
Educational experience, Abu Dhabi - Al Ain - Bani Yas - Sharjah
33 years of

Designed by : Shady Aly , IT Coordinator

شعارنا : تطوير قائم على الفهم لتكون الأنموذج الرائد على الدوام
Our Motto: Development based on understanding to be the perfect pioneering model.

Mrs: Deema Tawfeeq

UNIVERSITY OF CAMBRIDGE
International Examinations
Cambridge International Examinations

edexcel
advancing learning, changing lives



Tel.: +971 3 7679322 Fax: +971 3 7679732 P.O. Box: 17549 Al Ain, U.A.E.

E-mail: emiratesaa.pvt@adec.ac.ae