

# **English Exam Prep Term 2**



Name: \_\_\_\_\_

Directions: Rewrite each sentence correctly.  
Begin each sentence with a capital letter and  
add punctuation.

**Read it , Fix it  
and Write it !**



## The Zoo

1. ben is going to the zoo

2. ben wants to see the lion

3. dad takes ben to see the lion


4. ben saw a monkey at the zoo


5. ben saw a hippo at the zoo

☐ I used capital letters.

☐ I used spaces.

☐ I used punctuation.






In spring I can



Name \_\_\_\_\_

## MAKING CHOICES



Draw your favorite animal. Tell a friend why this animal is your favorite.

My favorite animal is \_\_\_\_\_



Name: \_\_\_\_\_

## Sequence

**Directions:** Read the sentences below. They are out of order. Write numbers into the squares to place the sentences in order. Write them in order below.

### Plant a Seed

☐

First, dig a hole in the soil.

☐

Next, cover the seed with soil.

☐

Last, let the seed grow in the sun.

☐

Then, place a seed in the hole.

☐

Then, sprinkle water on the soil.



1.

2.

3.

4.

5.





# how to Make hot Chocolate!



First

Next

Then

Last




# How to make a pancake

What I need:



eggs

milk



flour



lemon



sugar

What I need to do:

First \_\_\_\_\_

\_\_\_\_\_

Next \_\_\_\_\_

\_\_\_\_\_

Finally, \_\_\_\_\_

\_\_\_\_\_

Name \_\_\_\_\_

# NAME THAT PICTURE

Circle the word that names the picture.

map lap  nap	pot got  hot	mop top  pop	kid lid  did
hum gum  yum	van can  ran	bug hug  dug	ox fox  box
get pet  jet	ten pen  hen	map tap  rap	rug tug  mug
lip zip  tip	jig pig  wig	net wet  set	fan man  pan


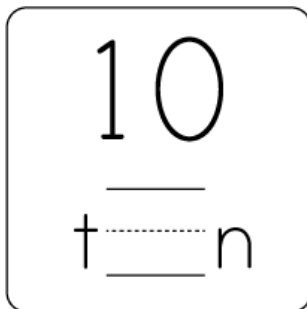







## Printable Phonics Worksheet

Name \_\_\_\_\_

Write the correct short vowel to complete each word.

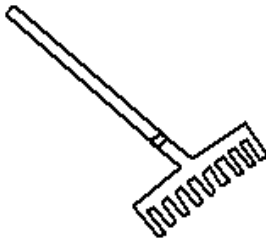
a e i o u



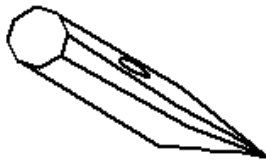
Name: \_\_\_\_\_



\_\_\_\_ake



\_\_\_\_ake



\_\_\_\_ake



\_\_\_\_ake



\_\_\_\_ake

Use the letters below to fill in the blanks for the "ake" word family.

b

c

r

sn

st

Fill in the missing -ake words.

I will \_\_\_\_\_ a pie.

I can \_\_\_\_\_ the  
leaves.

The \_\_\_\_\_ is red and  
black.



I went swimming in  
the \_\_\_\_\_.


snake	bake
rake	lake

Name: \_\_\_\_\_

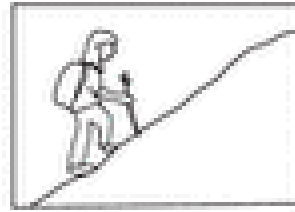
Date: \_\_\_\_\_

## Read and Spell -ike Family Words

Cut out the letter squares below. Glue each letter into the matching picture box to make a new -ike family word.




	i	k	e
--	---	---	---




	i	k	e
--	---	---	---



	i	k	e
--	---	---	---




	i	k	e
--	---	---	---



	i	k	e
--	---	---	---



	i	k	e
--	---	---	---

Str H B M L Tr 

Name: \_\_\_\_\_

**"ay" Family:** Draw a line to match the picture and the word.



hay



pray



ray



say



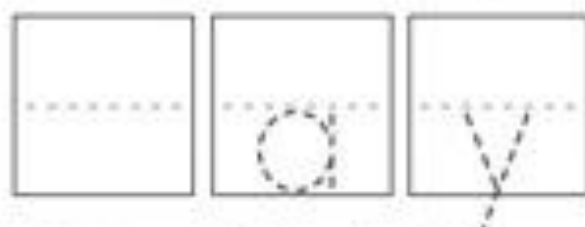
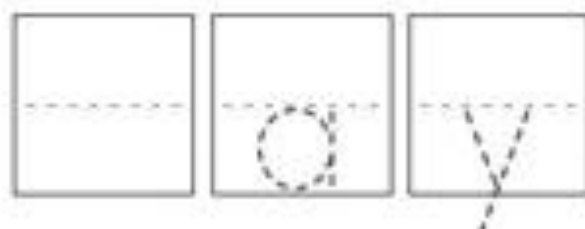
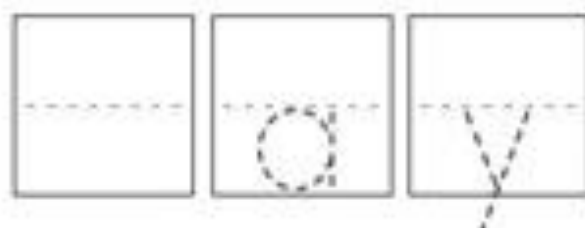
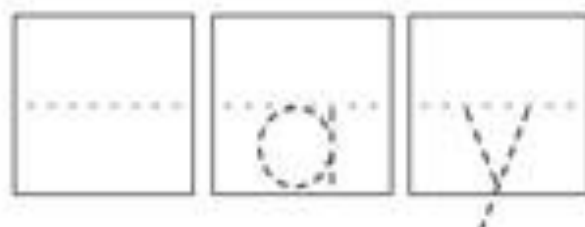
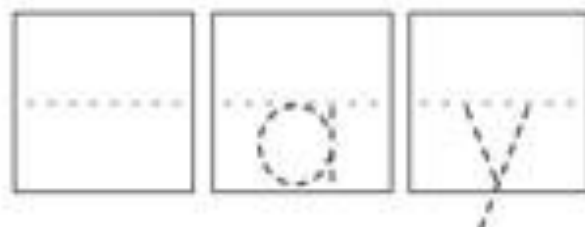
tray



Name: \_\_\_\_\_


## Complete the Word

Fill in the empty square with the letters missing of the word matching the picture, then trace the next two letters and pronounce the word.



Date \_\_\_\_\_

Choose the correct **ai** word and then complete the sentence.



<b>stain</b>	<b>straight</b>	<b>upstairs</b>	<b>waist</b>
<b>snail</b>	<b>air</b>	<b>rains</b>	<b>paint</b>

1. I wear a coat when it \_\_\_\_\_.
2. I drew a \_\_\_\_\_ line.
3. It is nice to breathe in fresh \_\_\_\_\_.
4. Dad will \_\_\_\_\_ the room.
5. The bedrooms are \_\_\_\_\_.
6. My sister has a small \_\_\_\_\_.
7. A \_\_\_\_\_ is very slow.
8. There is a \_\_\_\_\_ on my shirt.

Name: \_\_\_\_\_

## Word Family Sentences

Write a word from the box to complete each sentence.

bag

tag

rag

sag

wag

Johnny cleaned his bike with a wet \_\_\_\_\_.

Fluffy's tail starts to \_\_\_\_\_ when the ball rolls.

Eric looked for the price \_\_\_\_\_ on the bike.

My mom put my lunch in a brown \_\_\_\_\_.

There was a \_\_\_\_\_ in the old bridge.

