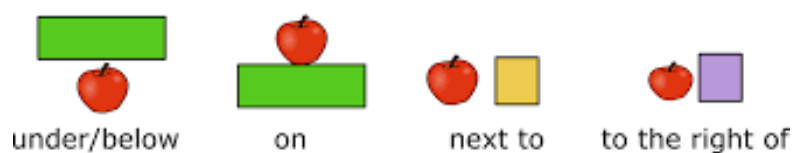
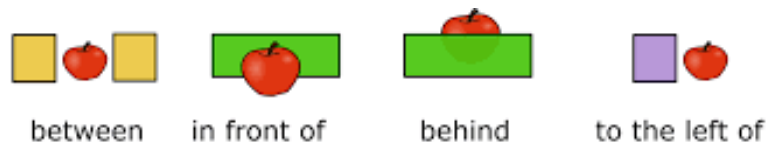
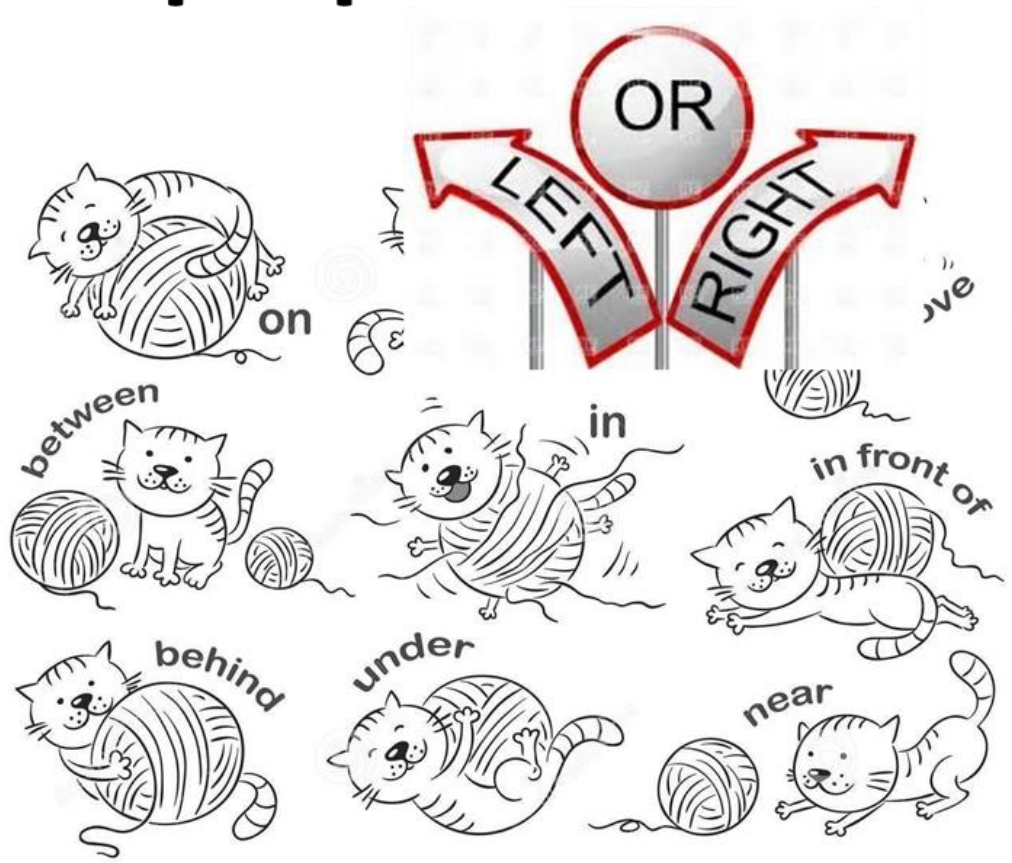


---

## Unit 4- Look again

---

# preposition


















# Homophones

Words that sounds the same but have different spelling and meaning.

## Homophones

same sound





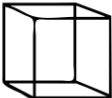






Words that sound the same but have different spellings and meanings

	pair	–	pear	
	won	–	one	
	see	–	sea	
	you	–	ewe	
	ant	–	aunt	
	mail	–	male	
	write	–	right	
	hair	–	hare	




# Opposites

<b>possible</b>	<b>impossible</b>
<b>patient</b>	<b>impatient</b>
<b>polite</b>	<b>impolite</b>
<b>Kind</b>	<b>unkind</b>
<b>happy</b>	<b>unhappy</b>
<b>tidy</b>	<b>untidy</b>





# Lesson 1

optical illusion	square 	circle 	triangle 
rectangle 	cube 	shape 	straight 
side	measure 	corner 	
dot 			


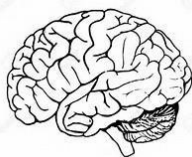
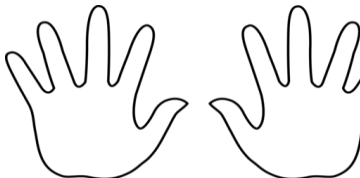


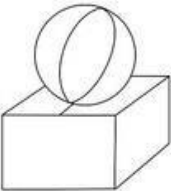





# Lesson 2

<p>impossible</p> 	<p>Possible</p>	<p>elephant</p> 	<p>leg</p> 
<p>Can Can't</p>			




# Lesson 3

<p>unkind</p> 	<p>unhappy</p> 	<p>untidy</p>  <small>illustrations 4E.com #1040009</small>	<p>impatient</p> 
<p>impolite</p> <p>غير مؤدب</p>			





# Lesson 4

<p>fingertips</p> 	<p>brain</p> 	<p>Left-handed</p> 	<p>Righthanded</p>
<p>confused</p> 	<p>Inside/ outside</p> 	<p>on</p> 	<p>under</p> 
<p>Next to</p> 	<p>between</p> 	<p>near</p> 	<p>In front of</p> 

# Lesson 5









<p>rabbit</p> 	 <p>owl</p>	<p>bird</p> 	
---	--	--	--

# Lesson 7

<p>with / without بـ / بدون</p>	<p>glasses</p> 	<p>a beard</p> 	<p>a moustache</p> 
<p>a hat</p> 			



# Lesson 8

<p>camouflage</p> 	<p>hide</p> 	<p>hard صعب</p>	<p>bark</p> 
<p>blend</p> 	<p>meal</p> 	<p>fur</p> 	<p>stripes</p> 
<p>blotches</p> 			

# Lesson 9

leaf 	my	Spoke تحدث	
Ball كرة	Use يستخدم	Draw يرسم	Buy يشتري
Choose يختار	Low منخفض	Right يمين	Write يكتب
Sun شمس	Son ولد	Sea بحر	See يرى

# Lesson 10

<p>To stare يحدق</p> 	<p>rude</p> 	<p>To lurk</p> 	<p>To venture مخاطرة</p>
<p>turn</p>	<p>Dark غامق</p>	<p>Light فاتح</p>	<p>Quiet هادئ</p>

# Lesson 11

Close يغلق	Read يقرأ	Point to يشير إلى	Cut out يقطع
Stick يلصق	Circle دائرة	Stand يقف	Listen يستمع

# Camouflage

Complete the text with the words in the box.

colour hide brown summer fur

Many animals use different types of camouflage to \_\_\_\_\_<sup>(1)</sup> from other animals who want to eat them. Some, like the Arctic fox, have \_\_\_\_\_<sup>(2)</sup> that is the same colour as the snow in the winter, so that no one can see them.

In the \_\_\_\_\_<sup>(3)</sup> the Arctic fox's fur changes to \_\_\_\_\_<sup>(4)</sup> so it is the same \_\_\_\_\_<sup>(5)</sup> as tree bark and the earth.

