

H. Q. Mitchell – Marileni Malkogianni



TOP STARS 1a

Student's Book



Academic Year 2018–2019



GRADE **1**

SEMESTER 1



TOP STARS **1a**

Student's Book

School _____

Name _____

Class _____

H. Q. Mitchell – Marileni Malkogianni






Academic Year 2018–2019










النشيد الوطني



قَسَمًا بِمَنْ رَفَعَ السَّمَاءَ قَسَمًا بِمَنْ نَشَرَ الضِّيَاءَ
قَطْرٌ سَتَبَقَى حُرَّةً تَسْمُو بِرُوحِ الأَوْفِيَاءِ
سِيرُوا عَلَى نَهْجِ الأُلَى وَعَلَى ضِيَاءِ الأنْبِيَاءِ
قَطْرٌ بِقَلْبِي سِيرَةٌ عِزٌّ وَأَمْجَادُ الإِبَاءِ
قَطْرُ الرَّجَالِ الأَوَّلِينَ حَمَاتُنَا يَوْمَ النِّدَاءِ
وَحَمَائِمُ يَوْمَ السَّلَامِ جَوَارِحُ يَوْمِ الفِدَاءِ

	Grammar	Vocabulary	Phonics	QNCF Competencies
Orientation p. 8				
Module 1 Hello p. 10	I am... What is your name? My name is... How are you? Fine, thanks.	Greetings: Hello / Hi, Goodbye / Bye Numbers: (1) one, (2) two, (3) three, (4) four, (5) five	Ff /f/ fish Ll /l/ lemon Mm /m/ man Nn /n/ nut Aa /æ/ apple	 Value Make new friends.
Module 2 School p. 26	Stand up. / Sit down. / Come here. What is this/that? It is (a book). This is my (teacher). This is a (desk). It is an apple. It is red. What colour is it? (Red.) Is it (a book)? Yes, it is./ No, it is not.	Actions: Stand up. Sit down. Clap your hands. Come here. Nouns: pen, pencil, book, bag, rubber, desk, chair, classroom, teacher, Mr, Mrs Colours: red, blue, green, yellow, black, white, orange	Rr /r/ red Ss /s/ six Vv /v/ vet Zz /z/ zebra Ee /e/ egg	 Value You can learn and have fun at school.
TOP TIME! 1 (Modules 1-2) p. 42		Noun: flag Colour: maroon		
Module 3 Numbers p. 44	How old are you? I am (six). Are you (happy)? Yes, I am. / No, I am not. He is (tall). She is (short). Is he/she (hungry)? Yes, he/she is. / No, he/she is not.	Numbers: (6) six, (7) seven, (8) eight, (9) nine, (10) ten Nouns: friend, rabbit, boy, girl Adjectives: happy, sad, short, tall, big, small, hungry, thirsty	Cc /k/ cat Dd /d/ doll Bb /b/ bug Gg /g/ gum Oo /ɒ/ orange	 Value Take care of your pet.

	Grammar	Vocabulary	Phonics	QNCF Competencies
Module 4 At home p. 60	Who is that? It is my (sister). Where is the (cat)? In the (living room). This is my (fish). It is (yellow). Where is (Ron)? On/ Under the (sofa). / In the box.	Nouns: mother / mum, father / dad, brother, sister, parrot, cat, fish, bird, living room, kitchen, pet, tail, sofa, table, bed, box Adjective: long Colour: grey	Hh /h/ hat Jj /dʒ/ jug Kk /k/ kite Pp /p/ pen li /ɪ/ igloo	    
				Value Sleep well to be healthy.

TOP TIME! 2 (Modules 3-4) p. 76



Module 5 On the farm p. 78	There is a (bee). There are (sixteen chickens). How many (cats) are there? There are eleven (cats). 1 sheep - 2 sheep 1 fish - 2 fish	Nouns: cow, horse, chicken, duck, goat, bee, sheep, elephant, bear, grandfather / grandpa, grandmother / grandma, wool, honey, cheese Action: Open the window. Numbers: (11) eleven, (12) twelve, (13) thirteen, (14) fourteen, (15) fifteen	Qq /kw/ quilt Tt /t/ tub Ww /w/ wing Xx /ks/ X-ray Yy /j/ yellow Uu /ʌ/ umbrella	     
				Value Farm animals are useful.







Grammar Reference p. 94

Questions focusing on reading skills p. 96

Picture Dictionary p. 99

Sight words chart p. 103

Stickers

QNCF Competencies		
 Creative and critical thinking	 Literacy	 Numeracy
 Communication	 Cooperation and Participation	 Problem-solving

Contents

Orientation	8
1 Hello	10
2 School	26
TOP TIME! 1 (Modules 1-2)	42
3 Numbers	44
4 At home	60
TOP TIME! 2 (Modules 3-4)	76
5 On the farm	78
Grammar Reference	94
Questions focusing on reading skills	96
Picture Dictionary	99
Sight words chart	103
Stickers	



Ali



Hassan



Nora



Aisha



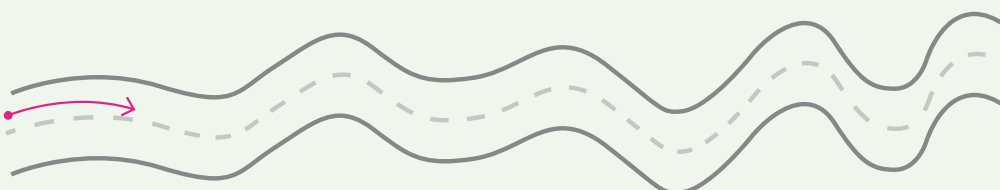
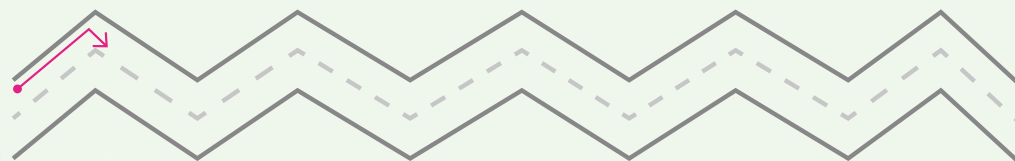
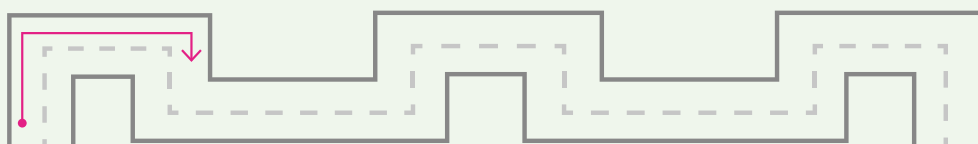

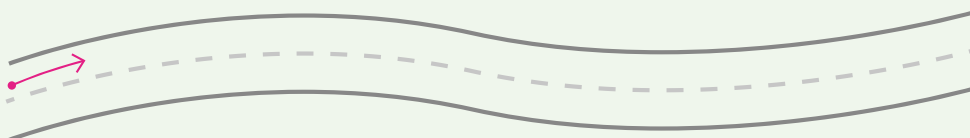
Orientation

Welcome to Grade 1!

1 Listen and do.



2 Trace the lines from left to right.





3 Draw the lines from left to right.

Handwriting practice sheet with eight rows of colored bands. Each row contains a tracing guide on the left and a dotted line on the right for independent practice. The tracing guides are: 1. A straight horizontal line with a pink starting dot and arrow. 2. A wavy line with a pink starting dot and arrow. 3. A zigzag line with a pink starting dot and arrow. 4. A double horizontal line with a pink starting dot and arrow. 5. A zigzag line with a pink starting dot and arrow. 6. A square-wave line with a pink starting dot and arrow. 7. A double horizontal line with a pink starting dot and arrow. 8. A wavy line with a pink starting dot and arrow.

In this module you can:

Song

- use capital letters and write small and capital letters of regular size and shape
- participate in singing songs
- follow and identify the main idea and the detail of short texts
- predict content of what you will hear by making use of pictures
- exchange simple greetings with a classmate

Top Stars

- follow and identify the main idea of short texts
- follow and identify the detail in short texts
- follow and respond to simple short questions

Comic

- follow and identify the main idea of short texts
- follow and identify the detail in short texts
- say the numbers 1-5 and count up to five objects
- communicate very simple one-step instructions

Let's play

- communicate and exchange personal information
- exchange simple greetings with a classmate

Story

- follow and identify the main idea and the detail of short texts
- predict key words you will hear by using visuals accompanying a text
- recognise and sight read words and phrases
- predict content of what you will hear by making use of pictures

Maths

- say the numbers 1-5 and count up to five objects
- copy with support numbers up to 5

Phonics

- recognise and respond to letter names
- recognise and sound out beginning letter sounds in a word
- identify and remember initial sounds and their accompanying letter patterns
- write small and capital letters of regular size and shape

Revision

- follow and respond to simple short questions
- copy with support numbers up to 5
- write small and capital letters of regular size and shape
- participate in saying chants

Project


- communicate or find out very basic personal information
- communicate very simple one-step instructions
- use capital letters and write small and capital letters of regular size and shape

Handwriting activity

- write small and capital letters of regular size and shape

Write your name: 

1

Say the
new words. 



Hello
Hi



Goodbye
Bye



2

Listen and say.  


Hello!

Hello, hi!
I am Ron. I am Ron.
Let's say hello.

Hello, Ron. Hello, Ron.

Goodbye, bye.
I am Ron. I am Ron.
Let's say goodbye.

Goodbye, Ron. Goodbye, Ron.



3

Play a game. 

Hello. I am Omar.



Hi. I am Salim.





1 Listen and point to the children. 



2 Listen and tick (✓).  


1  
A B

2  
A B

3 Choose, stick and say. 

  
Hello. I am Aisha.
What is your name?
I am Nora.

1

Say the new words. 

1

one

2

two

3

three

4

four

5

five


2


Look, listen and read.  


In the garden





3 Listen and circle. Then count and say.  

A 

B 

C 

D 

E 

4 Listen and act. 



1 Act out. 🗣️

Hello. I am Tom.

What is your name?

How are you?

Goodbye, Bob.

Hi, Tom.

My name is Bob.

Fine, thanks.

Bye, Tom.

Maths 123

1 Say and match the number with the correct picture. 


1

2

3

4

5



2 Look and trace the numbers. 



3 Count and write the number. 

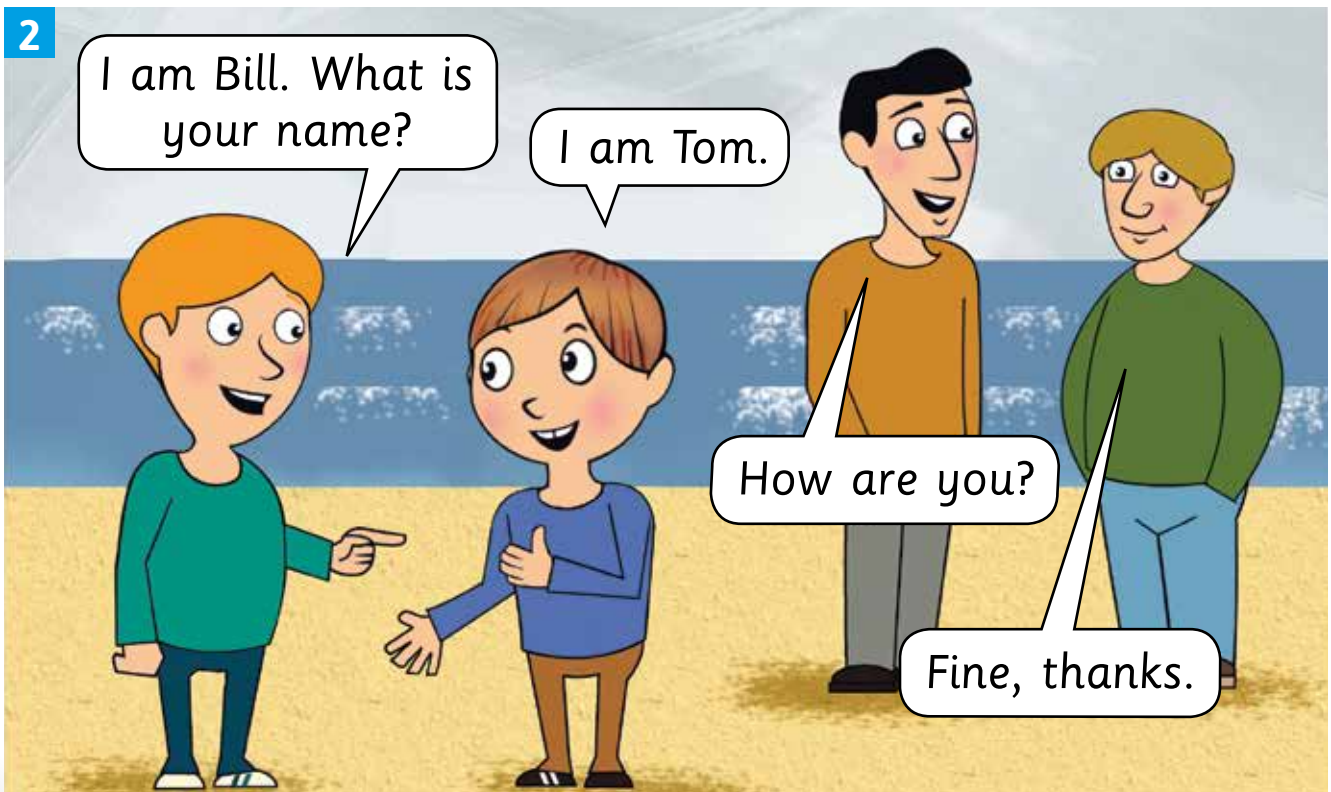



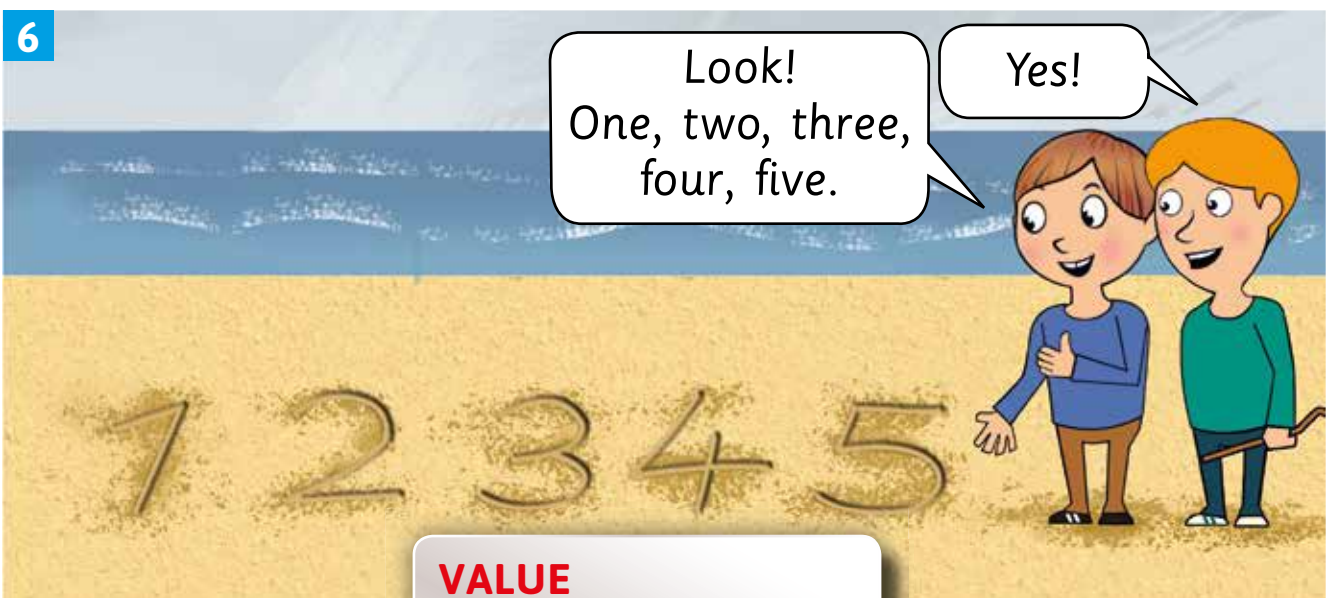
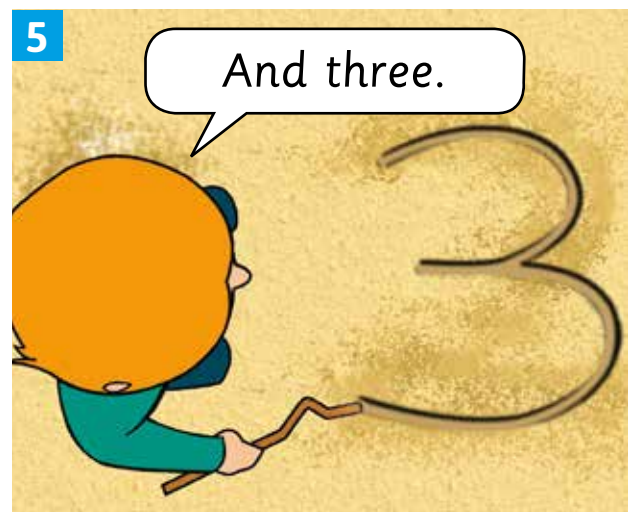




NUMBERS

1

Look, listen and read.





VALUE
Make new friends.

1 Make the letters of your name. 



Use coloured clay to form the letters of your name.



Complete forming your name.

2 Ask and answer. 

What is your name?

I am Bill.



3 Trace and write your name. 

My name is

1 Listen and say the first sound.  



1



2



3



4



5

2 Listen, point and say the letter, the sound and the word.  

Ff **Ll** **Mm** **Nn** **Aa**



fish



lemon



man



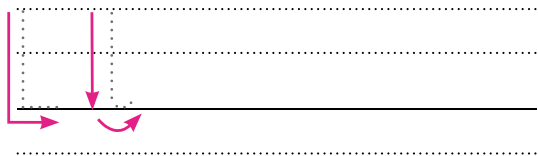
nut



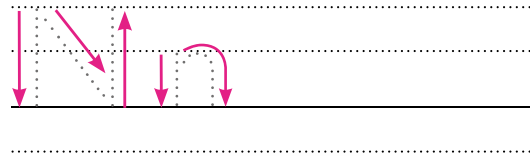
apple

3 Look and say the sounds of each word. Then trace and write. 


1



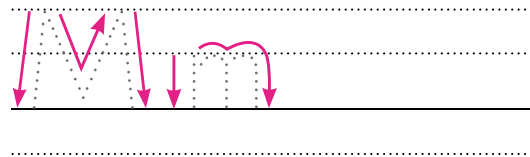
2



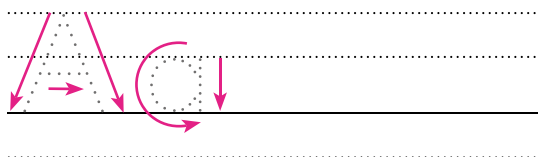
3



4




5



4 Listen, point and say.  

Aa Bb Cc Dd Ee Ff Gg Hh Ii Jj
Kk Ll Mm Nn Oo Pp Qq Rr Ss
Tt Uu Vv Ww Xx Yy Zz


1 Listen and tick (✓).  


1 
A


B

2 
A


B






3 
A


B

4 **3**
A

4
B


2 Trace and copy. 

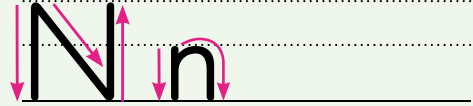
3 Trace and write.




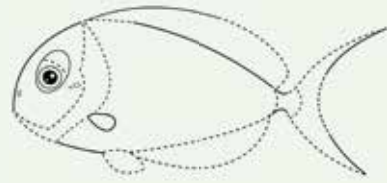
1



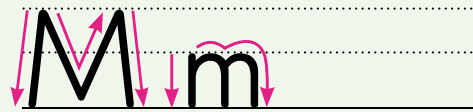
2



3



4

4 Listen, say and circle the words **fish**, **lemon**, **man** and **nut**. 

The man and the fish

Look at the man
With the five lemons.
His name is Stan.
His name is Stan.

Look at the fish
With the nut.
They play all day.
They have fun!

1 Trace and write.



i am

.

fish

.

man

.

nut

.



School

In this module you can:

Song

- use capital letters in familiar person and place names and write small and capital letters of regular size and shape
- show interest in singing songs
- follow and identify the main idea of short texts
- recognise and respond to language used in classroom routines
- predict content by making use of pictures
- follow and respond to short, simple one-step instructions and communicate very simple one-step instructions

Top Stars

- identify the main idea and the detail of short texts
- predict content by making use of pictures
- follow and respond to simple short questions
- name objects by using words from topic word sets

Our world

- name objects by using words from topic word sets
- identify the main idea and the detail of short texts
- predict content by making use of pictures
- respond to short questions
- find out personal information and copy personal and place names
- use capital letters and write small and capital letters

Art

- name objects by using words from topic word sets
- identify the main idea of short texts
- predict content of what you will hear by making use of pictures
- recognise and sight read words and phrases

Let's play

- respond to short questions
- name objects by using words from topic word sets
- communicate, follow and respond to short, simple one-step instructions

Story

- identify the main idea and the detail of short texts
- recognise and sight read words and phrases
- predict content by making use of pictures

Phonics

- recognise and respond to letter names
- recognise and sound out beginning letter sounds in a word
- identify and remember initial sounds and their accompanying letter patterns
- write small and capital letters of regular size and shape

Revision

- follow and respond to simple short questions
- write small and capital letters of regular size and shape
- participate in saying chants

Project

- name familiar objects by using words from topic sets
- follow and respond to short, simple one-step instructions
- find out personal information
- write small letters of regular size and shape

Handwriting activity

- write small letters of regular size and shape

TOP TIME! 1

- recognise and sight read a few familiar words and phrases
- predict content of what you will read by making use of pictures
- name objects by using words from topic word sets
- say numbers 1-5 and count up to 5 objects
- copy personal and place names
- use simple greetings and goodbyes
- use capital letters in familiar person and place names
- write small and capital letters of regular size and shape

Write your name:



.....

.....

.....

1

Say the new words.



Stand up. Sit down. Clap your hands. Come here.



2

Listen, say and do.



Stand up!

Stand up, stand up
And clap your hands.

Sit down, sit down
And clap your hands.

Come here, come here
And clap your hands.

3

Play a game.



Stand up.



Say the
new words. 🗣️


1



pen



pencil



book



bag




rubber




2

Look, listen and read. 🗣️ 🔑

1



2





3



4



3 Listen and circle.  



4 Play a game. 



Say the
new words. 🗣️

1



classroom



desk



chair



teacher



Mr



Mrs



2

Look, listen and read. 🗣️ 🔍 🔑 ⌨️

My classroom



This is my classroom.
This is my teacher,
Mrs Fatima.





This is my
classroom.
This is a desk and
this is a chair.


3 Listen and tick (✓).  

1  

A B

2  

A B


3  

A B


4  

A B

4 Draw your classroom. 

 This is my teacher, Mrs Sara.

My classroom



Blank dotted area for drawing the classroom.

5 Trace, and then write your teacher's name. 

This is my teacher, _____

1

Say the
new words. 

red



blue



green



yellow



2

Choose an object and play a game. What colour
is it?

Red.

Is it a bag?

Yes, it is.



3

Play a game. Point to
something red.



1

Say the new words.



black



white



orange



2

Look, listen and read.



The rainbow



This is a rainbow.
I can see red, orange,
yellow, green and blue.
It is beautiful.



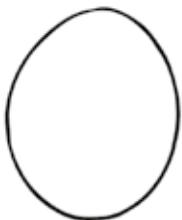
3

Colour and say.

This is an egg.
It is white.



This is an apple.
It is red.



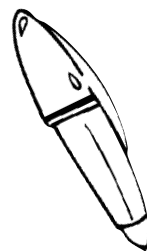
white




red



black






blue






orange

COLOURS

1 Look, listen and read.   





VALUE
You can learn and have fun at school.

1 Make a rainbow collage. 



2 Say the colours of your rainbow. 



This is my rainbow. It is red, orange, yellow, green and blue.

3 Trace and copy. 

red

yellow

blue

green

1 Listen and say the first sound.  



1

6

2



3



4



5

2 Listen, point and say the letter, the sound and the word.  

Rr

Ss

Vv

Zz

Ee



red

6

six



vet



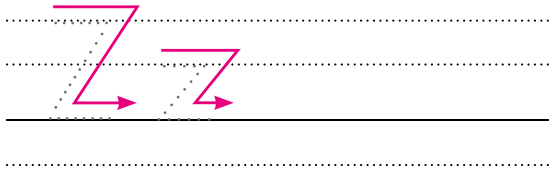
zebra



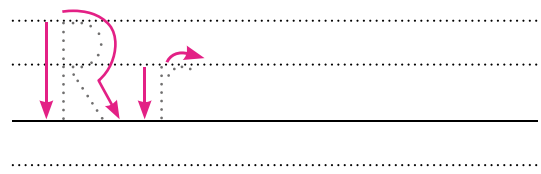
egg

3 Look and say the sounds of each word. Then trace and write.  

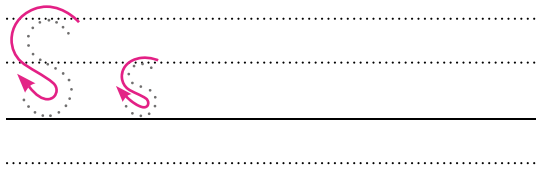
1



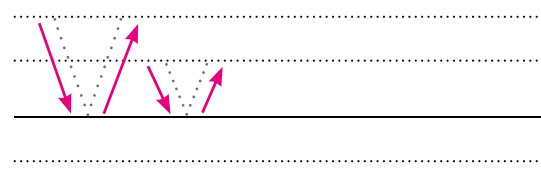
2



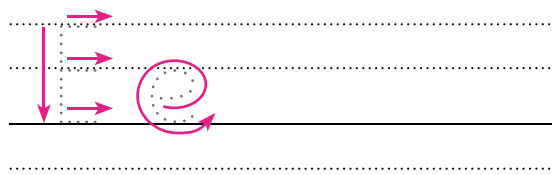
3



4



5



4 Listen, point and say.  

Aa Bb Cc Dd **Ee** Ff Gg Hh Ii Jj
 Kk Ll Mm Nn Oo Pp Qq **Rr Ss**
 Tt Uu **Vv** Ww Xx Yy **Zz**

1 Look, ask and answer. 



What is this?

What colour is it?

It is a rubber.

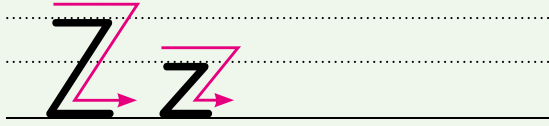
It is yellow.




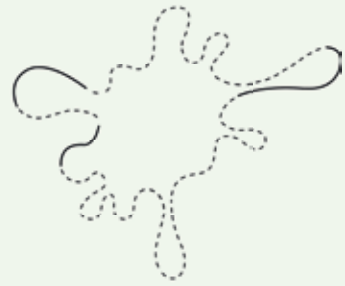
2 Trace and write.




1




2



3



4

3 Listen, say and circle the words **vet**, **zebra**, **six** and **red**. 

The vet

Look at the vet.

He is with the zebras.

Six birds are on a zebra.

They are blue and red.

Look at them, Ted!



1 Trace and write.




I am

red

six

vet

1

Say the new words. 



flag



maroon



2

Look and read. 



Hi! I am Ali. I am from Qatar. Look! This is my flag. It is white and maroon.



Hello! I am Jassim. I am from Oman. This is my flag. It is red, green and white.

3

Read activity 2 and put  or .

1



1. Ali is from Qatar.

2. His flag is white, maroon and red.

2




3. Jassim is from Qatar.

4. His flag is red, green and white.

4 These are Ali's classroom objects. What are they? Look and say.



5 This is Jassim's classroom. How many pencils can you see? Find and colour.



6 Trace and write.



Hello! I am

My teacher is

Goodbye.



Numbers

In this module you can:

Song

- use capital letters and write small and capital letters of regular size and shape
- say numbers 6-10
- participate in singing songs
- follow and identify the main idea and the detail of short texts
- predict content you will hear by using visuals accompanying a text

Top Stars

- follow and identify the main idea and the detail of short texts
- follow and respond to simple short questions
- copy numbers up to 10 accurately
- communicate or find out basic personal information and exchange simple greetings, goodbyes, pleases and thank yous
- write small and capital letters of regular size and shape

Comic

- follow and identify the main idea and the detail of short texts
- name an increasing range of very familiar objects by using words from topic word sets

Story

- follow and identify the main idea and the detail of short texts
- recognise and sight read words and phrases
- predict content of what you will hear by making use of pictures

Maths

- copy, with support, numbers up to 10 accurately
- say the numbers 1-10 and count up to ten objects

Let's play

- follow and respond to simple short questions

Project

- say the numbers 1-10 and count up to ten objects
- communicate very simple one-step instructions

Phonics

- recognise and respond to letter names
- recognise and sound out beginning letter sounds in a word
- identify and remember initial sounds and their accompanying letter patterns
- write small and capital letters of regular size and shape

Revision

- follow and identify the detail in short, very simple texts
- follow and respond to simple short questions
- copy with support numbers up to 10 and write small and capital letters of regular size and shape
- participate in saying chants

Handwriting activity

- write small and capital letters of regular size and shape

Write your name: _____



1

Say the
new words.

6

six

7

seven

8

eight

9

nine

10

ten



2

Listen and say.



Hello, numbers!

1 2 3 4 5

Hello! High five! High five!

6 7 8 9 10

Let's say the numbers again.

1 2 3 4 5 6 7 8 9 10!

How old are you, Ken?

I am ten. I am ten.

You are five. High five! High five!

You are five. I am ten.

Let's say the numbers again.

1 2 3 4 5 6 7 8 9 10!

3


Ask and answer.

How old are you?

I am six.



1

Say the new words. 



friend



rabbit



happy



sad



2

Look, listen and read.  

1




2



3



4



3 Listen and number (1-3).   



A



B



C

4 Act out. 

Hello, Kelly.

Hello, Helen.

This is for you.

Thank you.

Are you sad?

No, I'm not.

Are you happy?

Yes, I am.



5 Trace. 

This is for you.


Thank you.

1


Say the

new words. 

short



tall



big



small



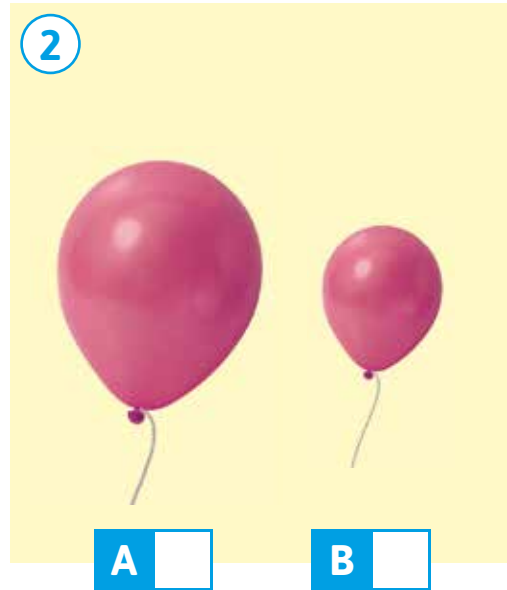
2

Look, listen and read.  

In the toy shop



3 Listen and tick (✓).  




4 Play a game. Look and say, e.g. **He is tall. He is tall. He is tall. He is short.** 



3

LET'S PLAY

1

Say the new words. 



hungry



thirsty



boy



girl



2

Choose and play. 



Boy or girl?

Is he short?

Is he happy?

One.

Boy.

No, he isn't.

Yes, he is.

Yes.



Maths 123

1 Count and write the number.



1



3



5



2



4



6


2 Colour according to the given numbers.



1 **6**



2 **5**




3 **2**




4 **3**



5 **9**



6 **7**



3 Look and say.




I can see two cows.



WHERE'S FLUFFY?

1 Look, listen and read.    





VALUE

Take care of your pet.

1 Make number posters. 🗺️ 🗨️

1



Write two numbers on two pieces of paper.

2



Choose two types of stickers to match your numbers.

3



Stick the items around each number.

4



Write.

5

Six cats.



Point and say.

1 Listen and say the first sound.  



1



2



3



4



5

2 Listen, point and say the letter, the sound and the word.  

Cc Dd Bb Gg Oo



cat



doll



bug



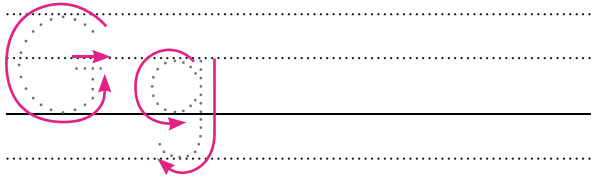
gum



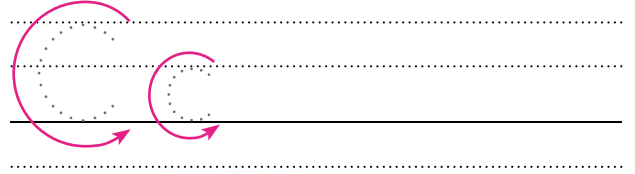
orange

3 Look and say the sounds of each word. Then trace and write.  

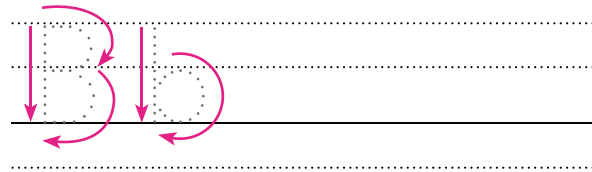
1



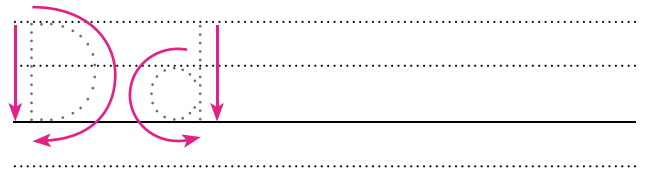
2



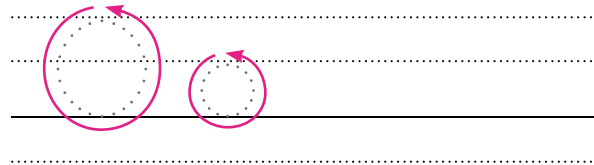
3



4




5




4 Listen, point and say.  

Aa Bb Cc Dd Ee Ff Gg Hh Ii Jj
Kk Ll Mm Nn Oo Pp Qq Rr Ss
Tt Uu Vv Ww Xx Yy Zz

1 Listen and tick (✓).  

1 

A B

2 


A B

3 

A B

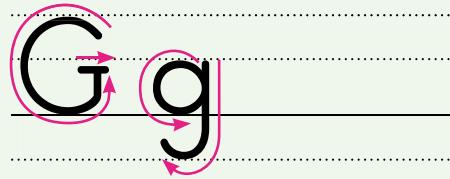
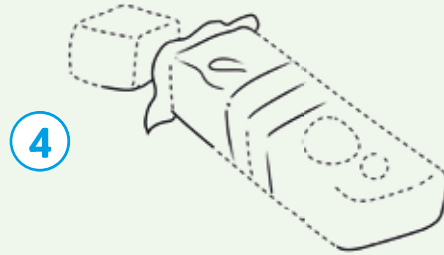
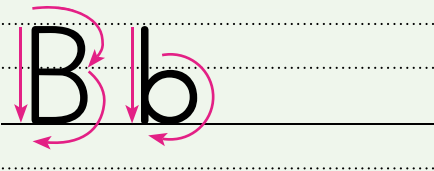

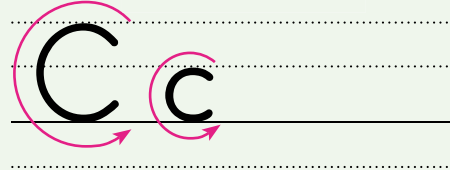

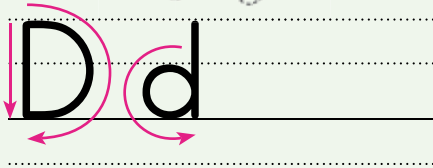
4 

A B

2 Look and write the numbers. 

6 7 8 9 10

3 Trace the pictures and write the letters. 




4 Listen, say and circle the words **bug**, **doll**, **cat** and **gum**. 



In the garden

Look at the bug!
It is red and black.
And there is a cat.
It is fat. It is fat.
And a girl with a doll.
She is tall. She is tall.
She has got gum!
Oh, there is her mum!



1 Trace and write.



sad

doll

cat

tall



At home

In this module you can:

Song

- use capital letters and write small and capital letters of regular size and shape
- participate in singing songs
- follow and identify the main idea of short texts
- predict content of what you will read by making use of pictures
- find out basic personal information

Top Stars

- name objects by using words from topic word sets
- follow and identify the main idea and the detail of short texts
- sight read words and phrases
- follow and respond to simple short questions

Our world

- follow and identify the main idea and the detail of short texts
- predict key words and content of what you will read by making use of pictures
- find out basic personal information

Story

- follow and identify the main idea and the detail of short texts
- recognise and sight read words and phrases
- predict content of what you will hear by making use of pictures

Science

- follow and identify the main idea and the detail of short texts
- sight read words and phrases
- predict key words and content of what you will hear by making use of pictures

Let's play

- name objects by using words from topic word sets
- follow and respond to simple short questions

Project

- find out basic personal information
- name objects by using words from topic word sets
- follow and respond to short, simple one-step instructions
- write small and capital letters of regular size and shape

Revision

- follow and respond to simple short questions
- write small and capital letters of regular size and shape
- participate in saying chants

Handwriting activity

- write small and capital letters of regular size and shape

Phonics

- recognise and respond to letter names
- recognise and sound out beginning letter sounds in a word
- identify and remember initial sounds and their accompanying letter patterns
- write small and capital letters of regular size and shape

TOP TIME! 2

- predict content of what you will read by making use of pictures
- ask for attention or help from a teacher or classmate
- follow and respond to simple short questions
- copy numbers 1-10 accurately
- copy personal and place names
- write small and capital letters of regular size and shape and use capital letters accurately


Write your name: 

.....

.....

.....

1

Say the
new words. 



mother
mum



father
dad



brother



sister



2

Listen and say.  

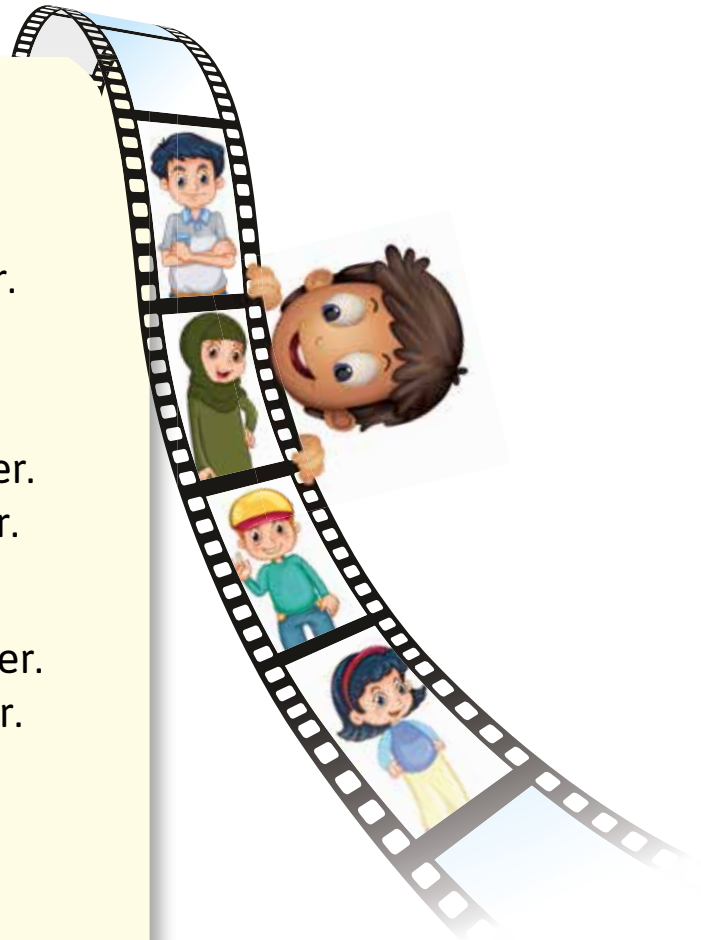
Who is that?

Who is that? Who is that?
It is my father. It is my father.
Hello, father. Hello, father.

Who is that? Who is that?
It is my mother. It is my mother.
Hello, mother. Hello, mother.

Who is that? Who is that?
It is my brother. It is my brother.
Hello, brother. Hello, brother.

Who is that? Who is that?
It is my sister. It is my sister.
Hello, sister. Hello, sister.



3


Ask and answer. 



Who is
that?

It is my dad.

1

Say the new words. 

parrot



cat



fish



living room



kitchen

2

Look, listen and read.   

1

Hello, my friends! This is my rabbit, Ron!

Hello.

Hi, Ron.

Come and see my pets.

2

Look! My parrot.

Oh!

3

Look! My cat.

4

Look! My fish.

It is in the kitchen.

5

Where is Ron?

Here, Hassan. In the living room.

Ha ha ha.

3 Listen and number (1-4).  




4 Look at activity 3, ask and answer. 

Where is the cat?

In the living room.



Say the
new words. 

1



pet



bird

2

Look, listen and read.   

My pet




I am Tim. This is my bird,
Len. It is yellow.



I am Reema. This is my rabbit,
Bob. It is white.

3 Listen and number (1-4).  


A.



B.




C.



D.




4 Choose, stick and say. 



This is my
bird. It is blue.



1

Say the new words. 



sofa



table



box



bed

2

Look and say. 

Where is Ron?



On the sofa.



Under the bed.



On the table.



In the box.

3

Play a game. 

Where is Ron?

On the sofa.

START



FINISH



1 Say the new words.



tail



long tail



grey

2 Look, listen and read.

This is a parrot. Look! Two eyes and two legs. It is green, yellow and red.



This is a cat. Look! The tail is long. It is grey and white.

3 Read and put ✓ or ✗.



1. Four legs.

2. It is green, yellow and red.





3. A long tail.

4. It is black and white.

TRISH THE FISH

1 Look, listen and read.     





VALUE

Sleep well to be healthy.

1 Draw a pet. 

2 Colour it. 



3 Talk about it. 



4 Trace and write. 

This is a

It is

1 Listen and say the first sound.  



1



2



3



4



5

2 Listen, point and say the letter, the sound and the word.  

Hh

Jj

Kk

Pp

Ii



hat



jug



kite



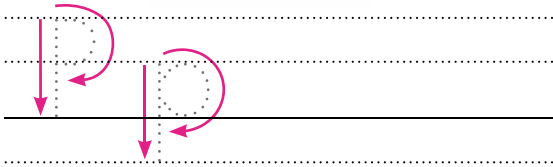
pen



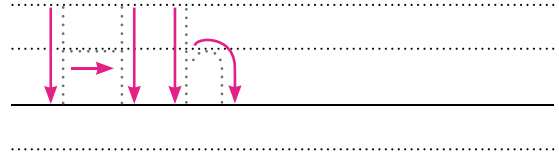
igloo

3 Look and say the sounds of each word. Then trace and write.  


1



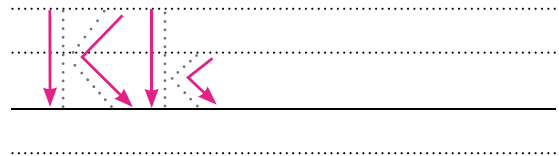
2



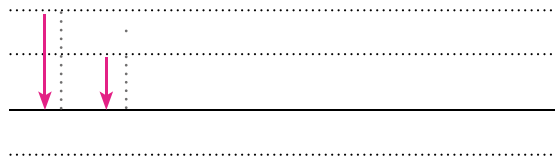
3



4



5








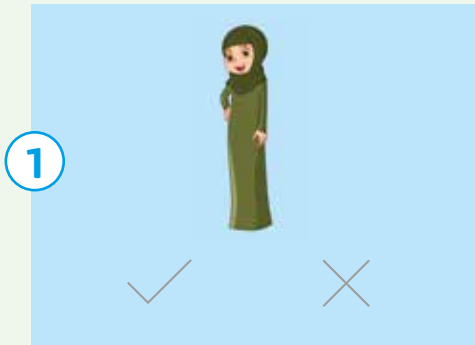
4 Listen, point and say.  

Aa Bb Cc Dd Ee Ff Gg Hh Ii Jj

Kk Ll Mm Nn Oo Pp Qq Rr Ss

Tt Uu Vv Ww Xx Yy Zz

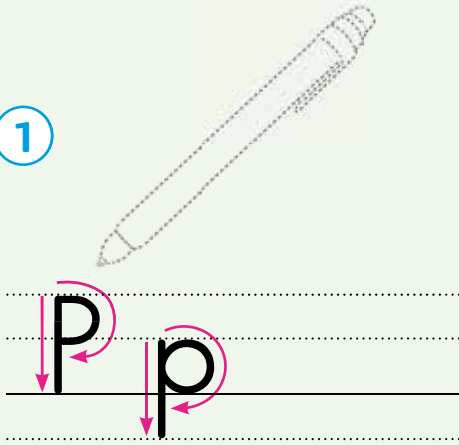
1 Listen and circle ✓ or ✗.  



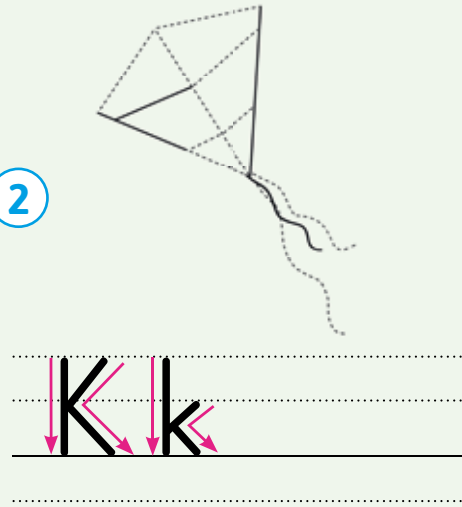
2 Trace and write.



1



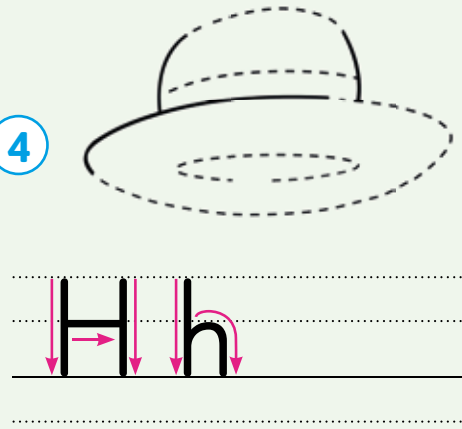
2



3



4

3 Listen, say and circle the words **hat**, **jug**, **kite** and **pen**.

Brad and Jen

Look at the kite.
It is blue and white.

Look at the boy
with the blue hat.
His name is Brad.

This is his sister, Jen
with the blue pen.

Look at her jug
with the black bear.
It is on the chair.

1 Trace and write.



father dad

mother mum

kitchen

living room

1 Look and read. 🔑



Layla



This is my kitchen. Look! Black, orange and yellow fish!



Jenny



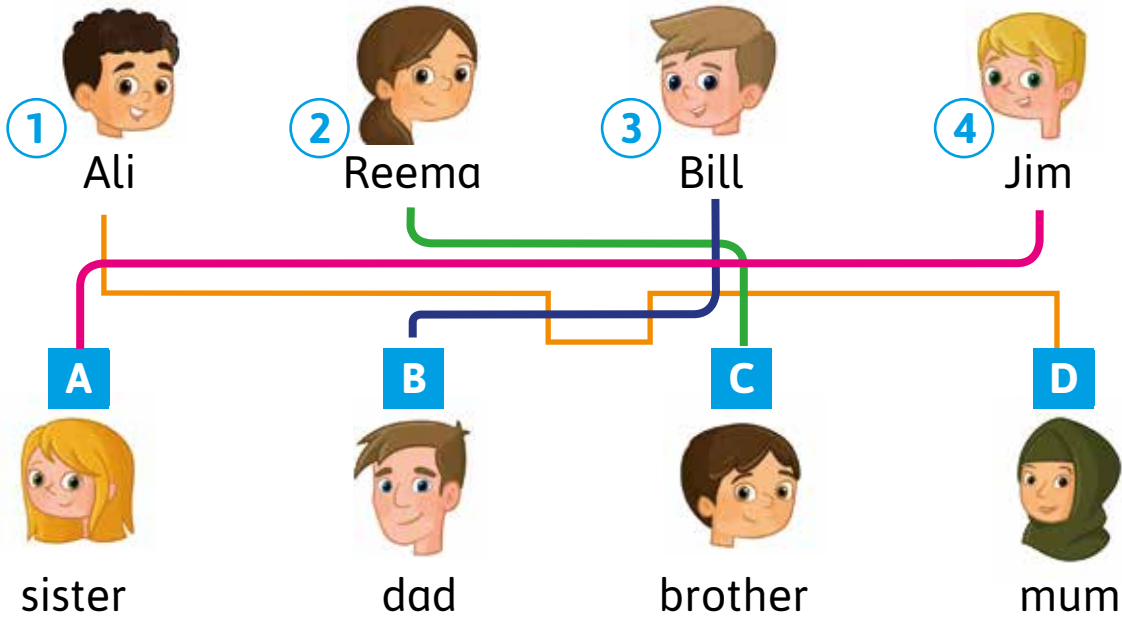
This is my living room. Look! This is my cat. It is on the sofa.

2 Look and match.



3 Follow the lines. Take turns to ask and answer.

Student A: *Who is that?* Student B: *It is my...*



4 Look and write.



Tracing practice for numbers 1 through 10. Each number is shown on a set of three horizontal lines (top, middle, bottom) with pink arrows indicating the stroke direction and order.

5 Trace and write the names of your family members, e.g. *This is my mum, Reema.*



This is my mum,

This is my dad,



On the farm

In this module you can:

Song

- use capital letters and write small and capital letters of regular size and shape
- participate in singing songs
- follow and identify the main idea and the detail of short texts
- predict content and key words of what you will hear by using visuals accompanying a text
- find out very basic personal information

Top Stars

- follow and identify the main idea and the detail of short texts
- sight read a few familiar words and phrases
- say numbers up to 3 and count up to 3 objects
- predict content you will hear by using visuals accompanying a text

Our world

- follow and identify the main idea and the detail of short texts
- name an increasing range of very familiar objects by using words from topic word sets
- say numbers up to 15 and count up to 15 objects
- predict key words and content of what you will hear by using visuals accompanying a text

Story

- follow and identify the main idea and the detail of short texts
- recognise and sight read words and phrases
- predict content of what you will hear by making use of pictures

Science

- name an increasing range of very familiar objects by using words from topic word sets

Let's play

- follow and respond to simple short questions
- name an increasing range of very familiar objects by using words from topic word sets

Project

- say the numbers up to 15 and count up to 15 objects
- communicate very simple one-step instructions
- name an increasing range of very familiar objects by using words from topic word sets
- write small and capital letters of regular size and shape

Phonics

- recognise and respond to letter names
- recognise and sound out beginning letter sounds in a word
- identify and remember initial sounds and their accompanying letter patterns
- write small and capital letters of regular size and shape

Revision

- follow and respond to simple short questions
- write small and capital letters of regular size and shape
- participate in saying chants
- identify and remember high frequency sounds and their accompanying letter patterns

Handwriting activity

- write small and capital letters of regular size and shape


Write your name: 

.....

.....

.....

1

Say the
new words. 



cow



horse



chicken



duck



goat



2

Listen and say.   

Old MacDonald's Farm

Old MacDonald has a farm, E-I-E-I-O
Look, two cows. Look, two cows. E-I-E-I-O

Old MacDonald has a farm, E-I-E-I-O
Look, one horse. Look, one horse. E-I-E-I-O

Old MacDonald has a farm, E-I-E-I-O
Look, six ducks! Look, six ducks! E-I-E-I-O

Old MacDonald has a farm, E-I-E-I-O
Look, two goats. Look, two goats. E-I-E-I-O

Old MacDonald has a farm, E-I-E-I-O
Look, four chickens! Look, four chickens! E-I-E-I-O

3


Look at activity 2, count and say. 

Two goats.

One horse.



1

Say the new words. 

bee

grandfather
grandpagrandmother
grandma

Open the window.




2

Look, listen and read.   


1

On the farm...




Look! Cows, chickens and ducks! There is a horse, too!

2




Grandpa, Grandpa, help! There is a bee in my room.

3



It is OK, Aisha. Let's open the window.

4



Go away, little bee!

Goodbye, bee. Thanks, Grandpa.

3 Look and circle ✓ or ✗. 🗨️



There is a cat.

1

✓ ✗



There is a bee.

2

✓ ✗



Let's open the window.

3

✓ ✗



Come here, little bee.

4


✓ ✗

4 Look at activity 2 and say. 🗨️

Three ducks.

One bee.



Say the
new words. 

1

11 12 13 14 15

eleven

twelve

thirteen

fourteen

fifteen

2

Look, listen and read.   

This is my dream farm!



There are five horses
on my dream farm.

There are fifteen
chickens on the farm.



There are ten
goats on the farm.






There are
fourteen ducks.



There is
a cat too.



3 Look at activity 2 and fill in the table. 

				
1				

4 Look at activity 3 and say. 

There are fourteen ducks.

Yes.



5 Listen and match.  



- 15
- 11
- 12
- 13



1

Say the
new words. 🗣️



sheep




elephant



bear

2

Look, ask and answer. 🗣️



How many
horses are there?

There are
four horses.



1

Say the new words.



wool



honey



cheese

2

Match. Then say what we can get from animals.

What we get from animals



1



2



3



4



5

A



B




C



D



E







This is a cow.
We get milk
from the cow.

WHAT ANIMAL IS IT?

1 Look, listen and read.    

On the farm...





VALUE

Farm animals are useful.

1 Make a farm poster.  

1



Take a piece of white card and coloured pencils.

2



Draw some farm animals.

3



Colour them in.

4

There is a cow.
There are two chickens.



Point and say.

2 Trace and write. 

There are _____

We get _____ from _____

1 Listen and say the first sound.  



1



2



3



4



5



6

2 Listen, point and say the letter, the sound and the word.  

Qq Tt Ww Xx Yy Uu



quilt

tub

wing

X-ray

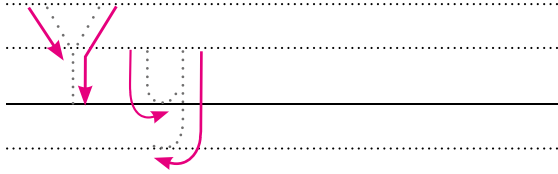
yellow

umbrella

3 Look and say the sounds of each word. Then trace and write.



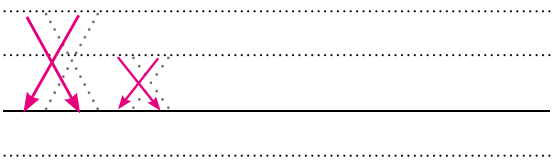
1



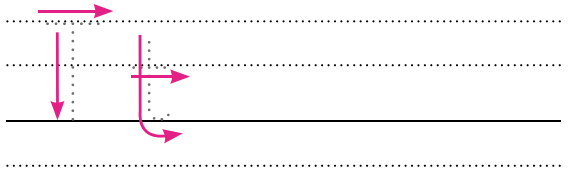
2



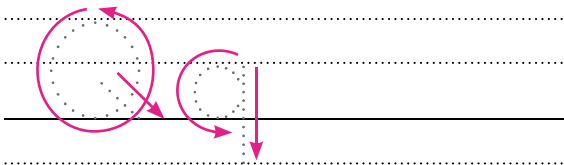
3



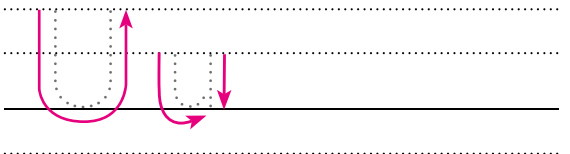
4



5



6








4 Listen, point and say. 



Aa Bb Cc Dd Ee Ff Gg Hh Ii Jj
 Kk Ll Mm Nn Oo Pp Qq Rr Ss
 Tt Uu Vv Ww Xx Yy Zz


1 Listen and circle A or B.  



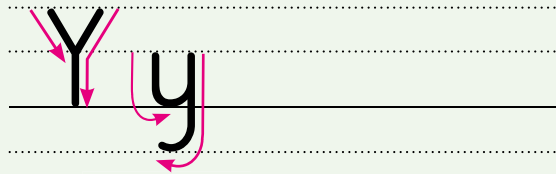
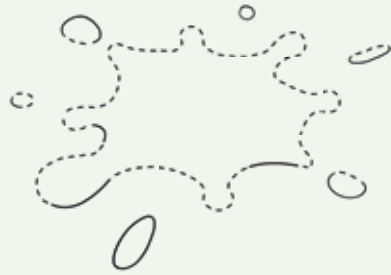
2 Trace and write.



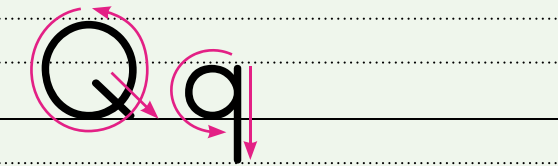
1




2




3



4



3 Listen, say and circle the words **quilt**, **tub**, **wings**, **X-ray** and **yellow**.  



Two yellow birds

A small yellow bird
with yellow wings
Is on the tub.

A big yellow bird.
Is on the quilt.

Look! There is an X-ray
and a kite.

The kite is red and white.

1 Trace and write.



There is a cat.

There are eleven horses.

It is a black and white cow.

We get honey from the bee.



Grammar Reference

Module 1

Song

I am Ron.

Top Stars

My name is Nora.

What is your name?
I am Nora.

Let's play

How are you?
Fine, thanks.

Module 2

Song

Stand up!

Top Stars

What is **this**?
It is **a** pencil.



What is **that**?
It is **a** book.



Our world

This is my bag.



This is a chair.



Let's play

What colour is it? Red.
Is it **a book**?
Yes, it is. /
No, it is not.

Art

This is **an apple**.
It is red.

Module 3

Song

How old are you?
I am five.

Top Stars

Are you happy?
Yes, I am. /
No, I am not.

Comic

He is tall.



She is short.



Let's play

Is he hungry?
Yes, he is. /
No, he is not.
Is she thirsty?
Yes, she is. /
No, she is not.

Maths

cat



cats



rabbit



rabbits





Module 4

Song

Who is that?
It is my dad.

Top Stars

Where is the cat?
In the living room.

Our world

This is my bird. It is yellow.



Let's play

Where is Ron?
On the sofa.



Under the bed.




In the box.



Module 5

Song

11 ducks



Top Stars

There is a bee.



Our world

There are 15 apples on the tree.



Let's play

How many cats are there?
There are 11 cats.

1 sheep



→ 2 sheep



1 fish



→ 2 fish





Questions focusing on reading skills

MODULE 1

Song - Activity 2

- Look at the picture. *What can you see in the picture? Listen, say, and then answer What's the name of the rabbit?*

Top Stars - Activity 1

- Look, listen, and then answer *What are the names of the children?*

Comic - Activity 2

- Listen, point and repeat. Then answer *How many nuts has Jack got?*

Story - Activity 1

- Look at the pictures. *What can you see in the pictures? Where are the children? Look, listen, and then answer What are the names of the boys? What numbers do the boys make?*

Revision - Activity 4

- Look at the pictures. *Where is the man? How many lemons has he got? How many fish are there? What are they playing with? Listen and say the chant. Then answer. What is the name of the man?*

MODULE 2

Song - Activity 2

- *What can you see in the pictures?*

Top Stars - Activity 2

- Look at the pictures. *What classroom objects can you see? Look, listen, and then answer What's the name of Nora's sister?*

Our world - Activity 2

- Listen, point, repeat, and then answer *Where is the first classroom? Where is the girl from? Do you think they like their classrooms? What can you see in the classrooms? What is the name of the teacher? Name two classroom objects you heard in the texts.*

Art - Activity 2

- Look at the picture. Name the colours you can see.

Story - Activity 1

- Look at the pictures. *What can you see in the pictures? Who are the main characters? Where are the characters? What do you think will happen in the story? Look, listen, and then answer What colours are Ren and Sal in picture 6?*



Revision - Activity 3

- Look at the pictures. What animals can you see? How many birds are there on the zebra? What colour are the birds?

TOP TIME! 1 - (Modules 1-2) - Activity 2

- Look at the the pictures. Where are the boys from? Read and answer. What are the names of the boys? What colour is the flag of Qatar / Oman?

MODULE 3

Song - Activity 2

- Look at the pictures. What can you see in the pictures? What numbers do you think you will hear in the song? Listen, say, and then answer How old is Ken?

Top Stars - Activity 2

- Look at the pictures. Why is Hassan happy? Look, listen, and then answer What is the name of the rabbit?

Comic - Activity 2

- Look at the pictures. Where are the children? Listen, point, repeat, and then answer Is the balloon big in picture 2? Is the balloon big in picture 3?

Story - Activity 2

- Look at the pictures. What can you see in the pictures? Where are the girls? What do you think will happen in the story? Look, listen, and then answer What are the girls' names? What is the name of the rabbit?

Revision - Activity 4

- Look at the pictures. What animals can you see? What colour is the bug? What toy has the girl got? Listen and say the chant. Then answer Is the cat fat? Is the girl short? Who is the woman in the picture?

MODULE 4

Song - Activity 2

- What can you see in the pictures?

Top Stars - Activity 2

- Look at the pictures. What animals can you see? Where are the children? Look, listen, and then answer Where are the fish and the rabbit?

Our world - Activity 2

- Look at the pictures. Which animals do you think you will hear in the texts? Listen, point, repeat, and then answer What are the names of the animals? What colours are they?



Questions focusing on reading skills

Science - Activity 2

- Look at the picture. Which animals do you think you will hear in the texts? Listen, point, repeat, and then answer *What colour is the the parrot / cat? How many legs /eyes has the parrot got? Has the cat got a long tail?*

Story - Activity 1

- Look at the pictures. *What can you see in the pictures? Where are the children? What do you think will happen in the story? Look, listen, and then answer Where is Trish in picture 5? Where is Trish in picture 6? Where is Trish in picture 7?*

Revision - Activity 3

- Look at the pictures. *What colour is the kite? What colour is the boy's hat? What colour is his sister's pen? Where is the jug? What colour is the bear? Listen and say the chant. Then answer What's the boy's name? What's the girl's name?*

TOP TIME 2! - (Modules 3-4) - Activity 1

- Look at the pictures. *What do you think the texts are about? Read, and then answer What animals have the girls got?*

MODULE 5

Song - Activity 2

- Look at the pictures. *What can you see in the pictures? Listen, point, say, and then answer How many cows, ducks and chickens are there on the farm?*

Top Stars – Activity 2

- Look at the pictures. *Where are the children? Look, listen, and then answer What animals are there?*

Our world – Activity 2

- Look at the pictures. *What animals can you see? Listen, point, repeat, and then answer How many cats are there? How many horses are there on the girl's dream farm?*

Story – Activity 1

- Look at the pictures. *What can you see in the pictures? Where are the children? What do you think will happen in the story? Look, listen, and then answer How many sheep, goats, ducks and cows are there? Are the children thirsty?*

Revision – Activity 3

- Look at the pictures. *What animals can you see? What colour are they? Where are they? What colour is the quilt?*

Picture Dictionary



Greetings



Hello
Hi



Goodbye
Bye

Numbers

1



one

2



two

3



three

4



four

5



five

6



six

7



seven

8



eight

9



nine

10



ten

11



eleven

12



twelve

13



thirteen

14



fourteen

15



fifteen

Colours



black



white



green



yellow



maroon



red



blue



orange



grey

Imperatives/Actions



Come here.



Stand up.



Sit down.



Clap your hands.



Open the window.

Classroom Objects



pen



pencil



book



bag



rubber

Furniture



table



bed



sofa

Family



mother
mum



father
dad



brother



sister



grandfather
grandpa



grandmother
grandma

Animals



rabbit



cat



parrot



fish



bird



goat



cow



horse



chicken



duck



sheep



pet

Places



classroom



kitchen



living room



farm

Adjectives



sad



happy




hungry




thirsty

short



tall



big



small



long tail

People



friend



boy



girl



Mr



Mrs



teacher

Body part



tail

My country



flag

Food



honey



cheese



apple

Material



wool

Objects



chair



desk



box

Sight words chart



Module 1

you
are
I
one
two
three
four
five
am
is
Hello
What
your
name
my
fine
thanks
Yes
how
and
look

Module 2

this
that
a

No
let's
run
fun
sorry

Module 3

come
here
it
How
you
for
thank
see
here
now
number

Module 4

Where
in
on
the
under
Who
don't

worry
mum
dad

Module 5

farm
animal
There
play
listen
get
eleven
twelve
thirteen
fourteen
fifteen
big
small

Top Stars 1a
Student's Book

H. Q. Mitchell - Marileni Malkogianni

Published by: **MM Publications**

www.mmpublications.com

info@mmpublications.com

Offices

UK China Cyprus Greece Korea Poland Turkey USA

Associated companies and representatives throughout the world.

Copyright © 2018 MM Publications

All rights reserved. No part of this publication may be reproduced, stored in a retrieval system or transmitted in any form or by any means, electronic, mechanical, photocopying, recording or otherwise, without permission in writing from the publishers.

We would like to thank Shutterstock and 123RF for permission to reproduce copyright photographs.

Produced in the EU

TOP STARS

is a primary course that follows the modular approach and the requirements of the Common European Framework of Reference.



ISBN: 978-618-05-3013-1

