


Unit 1

AT THE CASTLE

Lessons 1

			
clean	wash	watch	pick
			
carry	ladder	lights	steps
			
read	watch	climb	

Present Continuous

Form :-



Affirmative			
I	am		
He, She, it	is	+ V + ing.	
They, you, we	are		

Use :-

To talk about things happening now.

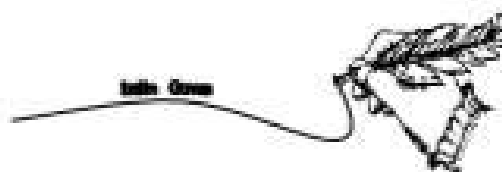
Ex:-



He is reading a book.



They are watching T V.



Question :-**1- Wh questions:-**

Question	is	he-she-it	Verb+ing	?
Word	are	they- you - we		

e.g. What are you doing?

I'm cleaning the floor.

2- Yes/No question

Is	he-she-it	Verb+ing	?
Are	They-you-we			

e.g. Are you playing tennis?

Yes, I'm

No, I am not.

Spelling rules:-

1- Most verbs: add **ing**.

E.g. Work → working

2-verbs ending in **e** : remove the **e** and add **ing**.

e.g. Write → writing

3-verbs ending in one vowel followed by one consonant
double the consonant and add ing

e.g. put → putting run → running.

Notes:-

1) Capital letters → at the first letter of a day .

E.g. Monday, Tuesday, Friday


2) words ending in (s, sh , ch ,x), add (es) for plural.

e.g. box → boxes

fox → foxes

dish → dishes

dress → dresses















Lessons 1&2

1) Match :

- 1-window
- 2-carry
- 3- clean
- 4-pick
- 5-wash



2) complete the words :-

			
L ----	C ----	W ---	C ----
			
W ----	C ----	F ----	C ----
			
S ----	H ---	L ----	U ----

3) rearrange the following words:-

- 1) climbing – He's – a – ladder.
- 2) carrying – flowers – They – are
- 3) read- Can – It – you?
- 4) holding – lights – are – They
- 5) are- they – doing – What ?
- 6) brother- My – Is – T V – watching
- 7)cleaning – she's – the windows.
- 8) you – Are – eating – sweets ?
- 9)those-Look-at – girls.
- 10) am – I – holding – a ball.

4) Underline the correct words :-

- 1- Takwato school. (walking- Is walking – are walking)
- 2- Is hea doll. (holding- hold-are holding)
- 3-Mumat the boys. (Is pointing – are pointing – pointing)

- 4- whatyou eating? (are-is -am)
 5-Is she a book .(read -reading-are reading)
 6-The children.....playing football.(are-is-am)
 7-.....are you going to the club with? (Who- Where – How many)
 8-sh`s.....the dishes.(washing- wash –watch)
 9-Are they drawing? No, they(are-aren`t -Isn`t)
 10-.....girls are playing tennis? (How many-what-who)

5) finish the sentences with words from the list :-

(Cleaning – walking – eating – holding –washing)

- 1- Mum isthe dishes.
 2-They areice cream.
 3- He`san umbrella.
 4- The boys arethe class.
 5-Are youto school?

6) Look at the pictures and write the missing parts :-





















	
They are	He`s.....
	
She`s.....	We are.....

7) Match :-


- | | |
|-----------------------------------|--------------------------|
| 1) What are the girls doing? | Three. |
| 2) Where is he going? | They are playing tennis? |
| 3) What are you reading? | A book |
| 4) who are you playing with ? | To school |
| 5) How many children are writing? | Yes. He is |
| | My friend |



Lessons 3, 4 & 5

			
Clean the car	brush	Saturday	sunday
			
Monday	Tuesday	Wednesday	Thursday
			
Friday	cake	bake	make
			
gate	castle	cook	plate
			
boxes	catch	lunch	shut

For Clever Pupils.



1) Match:-

- 1- look
- 2- lunch
- 3- Catch
- 4-drink
- 5- cook
- 6- brush

**2) complete the words:-**

P ----	C ---	B ---	M ---	C ---
G ---	C ----	C ----	Ju ---	D ----
L ---	B ---	L ----	G -----	G -----

3) complete the sentences with words from the box:-

(plate - picking - castle - look -baking)

- 1- Mr. Jolly lives in a
- 2- Mum is A cake.
- 3- Ali isapples.
- 4-A fish is in a.....
- 5-.....at the gate.

4) Add (not) to theses sentences:-

- 1- She is washing the carrots.
- 2- They are playing tennis.....
- 3-he is climbing a ladder.....
- 4- We are watching t v.....
- 5- I am holding a ball.....

- 6-you are reading.
- 7- He is carrying a box.....
- 8- They are writing a story
- 9- She is doing her homework
- 10- I am picking apples.....

5) Look at the pictures and write the missing parts :-

	
It is Monday .she is	It is Tuesday. The children.....
	
It is Wednesday. My mum is	It is Thursday. We

6) Rearrange the following words:-

- 1- reading - am - I - my -book
- 2- are- We - picking - apples.
- 3- climbing - she - is - tree -a
- 4- are - What - you - doing ?
- 5- birds-tree- How many - there - the -are -in ?.....
- 6-washing - He's - car -the.
- 7-is - baking -Takwa - a- cake.
- 8-are- you -Who -playing -with?
- 9- All - Can - read ?
- 10-walking - school - Samir-is -to.

7) Copy the following sentence:-

It is Monday. There is a big strawberry cake.


Now it`s your time

To colour them.

Mr. Ibrahim Gomaa

01281666190

01151181521







Test 1

1) Match :-

- | | |
|--|---|
| 1- What are they doing?
2- Who are you going to school with?
3- Is she drawing a flower?
4- Can you write?
5- Are they painting a picture? | - With my friend.
- Yes, she is.
- They are reading.
- No, they aren't.
- Yes. We can.
- School. |
|--|---|

2) Supply the missing letters :-

			
W - - -	g - -	W - - - -	P - -

3) underline the correct words in brackets:-

- 1- I canto ten .(count – counting-car)
- 2-My mum isthe dishes.(wash – washing – watch)
- 3-..... are you playing with? (Who –What- Where)
- 4-the boys area story? (reading –red- read)
- 5-she isat him.(point –pointing – pencil)

4) Read and mark (V) the correct answer.

It's Sunday morning. We are all at home .my father is reading a book. My mother is making a cake. My sister is playing with her doll. My brother is watching t v. I am playing computer games. We are having fun.

- | | | |
|----------------------------------|-----|----|
| 1) My father is reading a story. | Yes | No |
| 2) We are having fun. | Yes | No |
| 3) My sister is watching TV. | Yes | No |
| 4) I am playing computer games. | Yes | No |

5) Look at the pictures and write the missing parts :-


	
My sister is a flower.	They are
	
He's apples.	My father is a castle

6) copy the following sentences:-

Takwa is eating too much.

.....
















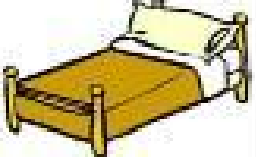
Ibrahim Gomes



Unit 2

In Biff's garden

Lessons 1-2

			
swing	slide	rings	Round about
			
hands	dance	Pencil case	crayons
			
rubber	pencil	book	pen
			
ruler	like	fine	bed

Grammar

This, That, These, Those

This → Singular

These → Plural

This (singular) and these (plural) are used when an object or person is **near** the speaker:

Example:



This is a flower. (Near/Singular)



These are flowers. (Near/Plural)

That → Singular**Those** → Plural

That (singular) and those (plural) are used when an object or person is *far away*:

Examples:

That is a tree. (Far away/Singular) →

Those are trees. (Far away/Plural) →



Notes:-


1) What is this/ that?

2) What are these/ those?

These / those are cars.



This/That is a car.



Lessons 1 & 2

1) Match:-

1-sing

2- ring

3-roundabout

4- hands

5-dance

6-swing

7-slide



2) complete the words :-

Ri.....	Sw.....	Sl.....
.....	h.....	S.....

3) Rearrange the following words:-

- 1) are - **Those** - my - ladders
- 2) round - go - **I** - round - can - and
- 3) can - you - **What** - see ?
- 4) garden - is - fantastic - **Your**
- 5) toys - **Look** - at - these.

4) Finish the sentences with words from the list :-
(This - That - These - those)

- 1-is my book.
 2- what's
 3-.....are my books.
 4- Look attrees.
 5) **Look at the pictures and writ the missing parts:-**


















We like	That's my
That's myare cats.

6) complete the words:-

.....
.....



Lessons 3,4 & 5

			
walk	throw	hop	run
			
skip	shout	square	stone
			
circle	ride	jump	nine
			
line	bike	numbers	

Lesson 3, 4 & 5

1) match :-

1- skip

2- run






3- stone






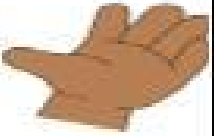




4- hop

5- shout



2) Complete the words :-

				
L ----	J ---	C ----	S ----	S ----

				
S ---	H --	T ----	d ----	W ---
				
H ---	S ---	g ---	L ---	F ---

3) Finish the sentences with words from the list :-

(laughing- looking- shout – watching- playing- holding)

1- the small boy is.....at the ball.

2-the children are

3-the boys are a game.

4-these girls are.....hands.

5-Who isthe boys ?

4) match:-

1-What's your name ?

a word ?

2- How old are you?

My name is Ali.

3-can you write

I'm nine.

4-What are





my rubber

5- This is.....

these



5) Look at the picture and write the missing parts :-

	
They areat the table.	He is
	
We are	The boy is a ball.



6) Complete:-






Sing	skip	run
Sit	climb	Laugh

7) Copy :-

She is jumping up and down.

.....

Test 2**1) Match:-****1-What are you doing?****- toys.****2- can you read****-we are skipping.****3- These are my****- a book ?****4-How are you ?****- this?****5- What's****- I'm fine.****2) supply the missing the letters :-**

				
r	C	G	T	S ...

3) Underline the correct words in brackets :-

1)shoes are green. (This -That - These)

2) What's.....? (Theses - That - Those)

3) Can you a ball? (Catch - jump - hop)

4).....are my toys? (Those - that - this)

5).....are trees. (This -That - These)

**4) Read and mark (✓) the correct answer:-**

I have four brothers. Ahmed can climb a ladder. Mahamed can ride a bike. All can sing. Samir can use a computer. I love them.

1) I have three brothers.

Yes


No

2) All can sing.

3) Ahmed can climb a ladder.

4) Mahamed can ride a bike

5) Look at the pictures and write the missing parts :-
















	
It is Friday, the children are	This is my

	
The boys are	These are

6) Copy the following sentence :-


These are my green sandals.

Unit 3**Pirate Jack****Lessons 1 & 2**

			
like	buy	Play football	basketball
			
tennis	swimming	singing	clothes
			
Orange juice	sandwiches	apples	grapes
			
bananas	cakes	crisps	

Now it`s your time
To colour them.

Mr. Ibrahim Gomaa
01281666190
01151181521



Grammar

Like

I
They
You
We



like + object.

e.g. I like grapes we like apples.

He
She
It



Likes + object.

e.g. He likes dogs. It likes carrots.

Note:-

How about + noun/v+ing?

e.g. How about football?

مارأيك

It's fantastic.

Lessons 1 & 2

1) Match:-

1- Football

2- basketball










3- tennis

4-swimming

5- clothes



2) Complete the words:-

		
L ---	S ---	O -----
		
S -----	a ----	g ----
		
b -----	C ----	C ----

3) Rearrange the following words :-

- 1) basketball- Two - boys - are - playing .
- 2) my - Look - clothes - at .
- 3) can - What - do - you ?
- 4) throwing - Ali - the - ball -is .
- 5) are - What - your - hobbies?

4) Finish the sentences with words from the list :-

(Writing - likes - How - Do - Like - a picnic)

- 1- They apples.
- 2-about crisps ?
- 3-you like cakes?
- 4- The girlice cream.
- 5-He is
- 6- let`s have a



5) Complete the answers with "do " or "don't ".

1) Do you like grapes ?

Yes. I

2) Do you like sweets?

No, I

3) Do you like orange juice ?

Yes. I







4) do you like tennis ?

No , I

5) Do you like sandwiches ?

Yes, I

6) Look at the pictures and write the missing parts :-

	
I like.....	I like.....
	
I like	I like
	
I like	I like

7) finish the correct word from the list :-

(like – likes)

1- Heoranges.

2- Igrapes .

3- Theysweets.

4- Shebasketball.

5- Wecrisps.

6- you football.

7- Itmilk.

















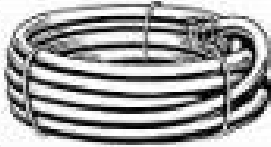



8- Alicakes.

9- Do you Swimming?

10-Takwa and Bassma Carrots.



Lessons 3 , 4 & 5

			
rabbit	man	delicious	think
			
paint	write	cut	stick
			
scissors	paints	glue	stone
			
box	nose	blue	bone
			
hose	bird	cube	tube


Now it`s your time

To colour .

Mr. Ibrahim Gomaa












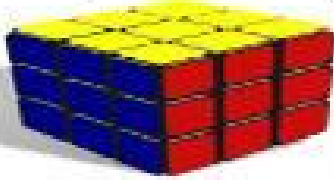

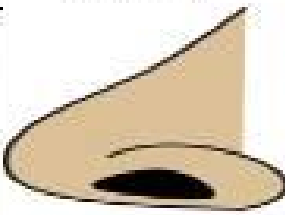


01281666190

01151181521



Lesson 3, 4 & 5

1) Complete the words:-

			
S - - - - -	P - - - -	W - - - -	C - -
			
g - - -	s - - - -	T - - - -	P - - - -
			
C - - -	S - - - -	B - - -	C - - -
			
H - - -	N - - -	S - - - -	T - - -

2) underline the correct words in brackets :-

- 1- We use to colour pictures . (paints – scissors – paper)
- 2- She cannot Flowers. (Make – think – write)
- 3- My dad is usingto cut paper. (paints – Scissors – paper)
- 4- wepictures with a pencil . (Stick –draw – paint)
- 5- He isflowers .he is using glue. (Painting –sticking – drawing)

4) Rearrange the following words:-





- 1) Six - There - are - flowers.
- 2) She - make - can - flowers?
- 3) Takwa - using -is - scissors.
- 4) are -They - painting - pictures - the
- 5) writing - All - is - the - card

5) Finish sentences with words from the list :-

(cutting – making – drawing – using – playing)

- 1- She isthe picture.
- 2- He isa pen to write.
- 3- They are.....
- 4- She isflowers.
- 5- He ispaper with scissors.

6) look at the pictures and write the missing parts :-

	
It's Takwa `s	He has got a and a
	
She can	He can

7) Copy the following sentences:-

Let`s play a match .






.....

Test 3**1) Match:-**


- 1) What does he like?
- 2) Do you like pizza ?
- 3) How about grapes?
- 4) What sports do you like?
- 5) let`s go to the cinema.

Delicious.
 Good Idea.
 Yes. I do
 He likes bananas
 Football.

2) supply the missing letters :-

				
S - - - - -	G - - - -	T - - - -	J - - - -	B - - -

Ibrahim Goma







3) Underline the correct words in brackets :-

- 1- My fatherpicking flowers. (likes- like – not like)
- 2- Do you like carrots? No, I(don't – do – is)
- 3- Takwa and Ibrahimice cream . (like – likes –not like)
- 4- Today is my(birthday – draw- paint)
- 5-Take this pencil and a picture (draw- read – go)

4) Read and mark (✓) the correct answer :-

I went to my uncle's farm with my family . He has got many animals. We saw cows. We played with the horses . we fed the chickens . we had lunch . my sister ate crisps . we had fun.

- 1) We had lunch . yes No
- 2) I went to my uncle's farm with my friend.
- 3) we fed the chickens
- 4) We saw cows.
- 5) Look at the pictures and write the missing parts :-

	
He is	She has got a and a.....
	
We use the To cut the paper.	She is



















6) copy the following sentence :-

The elephants are tame and kind.




UNIT 4**A FANTASTIC SHIP**

Lessons 1 & 2

			
jacket	dress	shirt	trousers
			
boots	shoes	swimming	tennis
			
High jump	Long jump	basketball	football
			
bikes	Computer games	Dolls/toys	balls
			
planes	trains		

Now it`s your time**To colour them.**

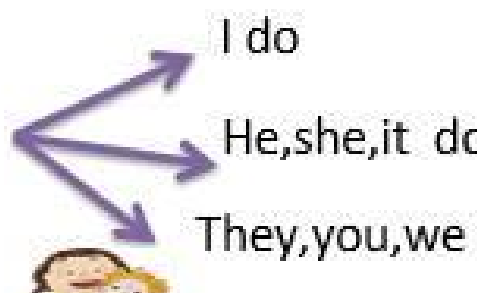
Mr. Ibrahim Gomaa**01281666190****01151181521**


Grammar


Do / Does


Yes, No question Form


Do	You-we-they	like	?
Does	He-she-it	like	?


Yes, 

e.g. 
Does she like the doll?
Yes, she does.


Do they like cats?
No, they don't

No, 


Does he like the ball?
yes, he does.


Do you like tennis?
No, we don't

Notes:

- 1) Adjectives come before nouns.



- 2) Adjectives comes after verb to be (am, is, are)

This T-shirt is purple.

These sandals are blue.













Lesson 1 & 2

1) Match:-

- 1- Shoes
- 2- shirt
- 3- dress
- 4- boots
- 5- jacket



2) complete the words:-

				
T - - - -	C - - - -	P - - - -	S - - - -	S - - - -
				
B - - - -	L - - - -	J - - - -	D - - - -	K - - - -

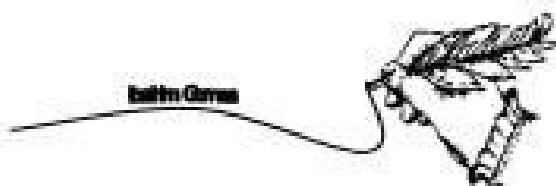
3) Rearrange the following words :-

- 1) hat - The girl - like - doesn't - the
- 2) The - don't - like - boys - the cake
- 3) at - these - Look - shoes.
- 4) buying - She's - a - new - dress
- 5) you - Do - like - new - clothes - your ?

4) finish the correct word from the list :-

(Do - Does)





















- 1- You like the car?
- 2- Takwa like sports?
- 3- he like football?
- 4- the boys like Swimming?
- 5- the dog like the rabbit ?



5- Look at the pictures and write the missing parts :-

	
She has got a and a.....	He has got a greenand black.....
	
She has got a yellow	He has got a blue

Lessons 3, 4 & 5

			
hats	table	wear	trainers
			
sandals	shorts	gloves	coat
			
t-shirt	socks	skirt	clown
			
flag	brown	flower	black
			
cloud	fly	plane	glasses

Lessons 3, 4 & 5

1) Match:-

1- T-shirt

2- short

3- skirt

4-socks

5- coat

**2) Complete the words :-**

S - - - -	g - - - -	T - - - - -
W - - -	C - - -	G - - - - -
R - - -	H - -	F - - -

3) underline the correct words in brackets:-

- 1- She isa pretty skirt. (Wearing – painting- going)
- 2-He is a small bag. (skipping – carrying – hopping)
- 3- shorts are forweather . (cold – hot –raining)
- 4- I'm wearing myto play football .(boots – sandal – trainers)
- 5-He has got short(socks – sandals – umbrellas)

4) Change into negative :-

- 1- The cat likes the dog.
- 2- the boys like football.

- 3- we like grapes.
- 4- the girls like tennis.
- 5- I like swimming

5) Copy the following sentences:-

I love my Family .






.....

Test 4

1) Match:-

- | | |
|-------------------------|-------------------|
| 1- Mum is wearing a | Thick boots |
| 2-He can kick | flying in the sky |
| 3- The boys are wearing | red dress |
| 4- The black plane is | the ball |
| 5- They have got | white trainers. |

2) Supply the missing letters :-

				
K - - -	C - - - -	C - - - -	C - - - -	C - - -

3) Underline the correct words in brackets :-

- 1- It'stake you jacket . (hot – cold – snowy)
- 2- My mother is her boots (wearing – going – painting)
- 3- Do youthis t- shirt . (like – likes – not like)
- 4- In summer . I wear my(coat- jacket – short)
- 5- welike basketball. (don't – doesn't – isn't)

4) Read and Mark (✓) the correct answer :-

Samir, Ali, Hassan and Sayed are my friends. We go to the club every week. Ali likes football. Samir likes Tennis. Hassan likes basketball. Sayed likes swimming. I like computer games .They don't like arts. I love them all.

- | | | |
|--------------------------|-----|----|
| 1) Sayed likes swimming | yes | No |
| 2) They like arts | Yes | No |
| 3) Ali likes football | Yes | No |
| 4) I like computer games | Yes | No |



5) Look at the pictures and write the missing parts :-

	
My mother is wearingand.....	The clown hasand
	
I like	We are wearing a green

6) copy the following sentence :-

I like computer.

UNIT 5

PIRATE JACK IS ON T V

Lesson 1 & 2

			
Get up	swim	write	sleep
			
sea	parrot	read	play
			
cook	sing	morning	twelve o'clock
			
afternoon	evening	Play the piano	do homework

Grammar

Present simple

Form

Subject	verb	The rest of the sentence
I,they,you,we	Work/watch/go
He she,it	Works/watches/goes

Use:-

We use present simple to express daily routine:-

He gets up at six o'clock.



I do my homework at three o'clock.



They play football at five o'clock.



Spelling rules:-

1) Most verbs: add **S**

e.g. play → plays

2) Verbs ending in (s,o,sh,ch,x):add.es

go → goes.

wash → washes.

Watch → watches.

mix → mixes.

Question words:-

Who → for people .

للناس

E.g. who does she help?

She helps her mum.

What → for things.

للأشياء

E.g. what do they watch?

They watch a film.

Where → for places.

للماكن

E.g. Where do you live?

We live in Luxor.

When → for time.

للزمن

E.g. When does she play ?

At eight o'clock.

How many → for numbers.

للأعداد

E.g. How many bags do you have?

I have **three** bags.



