

Grade 2

Unit 8: wonderful water



really hot	 sunny	 windy	 stormy	
hot	<p>What's the weather like today?</p>			 partly cloudy
warm				
cool				
cold	 cloudy	 rainy	 snowy	
really cold				

My name is :

I am in grade two

❖ My Reward chart



To get a star you should

- ✓ Behave in the classroom.
- ✓ Listen to your teacher .
- ✓ Answer when the teacher ask you to.
- ✓ Respect your friends and your teacher .
- ✓ Be neat and tidy in the class room.
- ✓ Don't shout .
- ✓ Follow instructions

Day and date	Teacher note

ملاحظات معلمتي

Day and date	Teacher note

Previous Knowledge

Colours:

red
yellow
green
blue
purple
orange
black
white
brown
pink

numbers:

1=one
2=two
3=three
4=four
5=five
6=six
7=seven
8=eight
9=nine
10=ten

numbers:

11=eleven
12=twelve
13=thirteen
14=fourteen
15=fifteen
16=sixteen
17=seventeen
18=eighteen
19=nineteen
20=twenty

Days of the week :

Sunday
Monday
Tuesday
Wednesday
Thursday
Friday
Saturday

Months of the year:

January
February
March
April
May
June
July
August
September
October
November
December

Parts of speech:
Parts of speech refer to the way in which particular words are used.

➤ Word types:

- 1) Noun.
- 2) Verb.
- 3) Pronoun.
- 4) Adjective.
- 5) Adverb.
- 6) Preposition .

❑ Noun:

A word used to name a person, animal, place, building, city or a thing.

Example:

Ali, chair, Dubai, bird, cat.

❑ verb:

A word used to express an action.

Example:

Go, eat, make, run, sit, read, write, do, work, jump, play, sing, watch.

➤ Kick the ball

❑ Adjective:

A word used to describe noun or pronoun.

Example:

Happy, sad, scared, hot, tired, thirsty, sleepy, hungry, beautiful, big, small, tall.

➤ Red hat.

❑ pronoun:

A word that take place of a noun.

Example:

He, she, it, we, you, us, they.

➤ She cooks.

❑ preposition:

A word used to indicate the relationship between two objects, usually in tem of where they are. .

Example:

In, on, under, next to,

➤ The book is on the table.

❑ Adverb :












A word used to add information about a verb.

Example:

Very, too, quickly.

➤ quickly kick the ball.

Lesson 1 word list

rain	raincoat	Rain hat	boots	windy	rainy
					
sunny	snowy	cloudy	umbrella	puddle	boat
					

- ❖ In this lesson the child will:
 - ❖ Learn about different types of weather
 - ❖ Write simple sentences about the weather
 - ❖ Answer the questions:
 - ❖ What is the day today?
- Today is.....
- ...what is the weather like today?
- The weather is

Days of the week :

Sunday
Monday
Tuesday
Wednesday
Thursday
Friday
Saturday

❖ أرجوا متابعة الطالب في حفظ ايام الاسبوع .
❖ و حفظ اشكال الطقس.

Lesson 1 / Day:.....Date.....

❖ Match .






snowy

sunny

cloudy

rainy


windy










❖ Write the correct Verb under the picture.



raincoat
rain hat
umbrella
puddle



Lesson 2 word list

sunny	snowy	cloudy	cold	windy	rainy
					
hot					
					

- ❖ In this lesson the child will:
 - ❖ Learn about different types of weather
 - ❖ Write simple sentences about the weather
 - ❖ Answer the questions:
 - ❖ What is the day today?
- Today is.....
- ...what is the weather like today?
- The weather is

Days of the week :

Sunday
Monday
Tuesday
Wednesday
Thursday
Friday
Saturday


Lesson 2 / Day:.....Date.....



❖ Look at the pictures. Write the correct sentence.




- The weather is sunny
- It is hot and sunny.
- The weather is rainy .
- It is cold and snowy.



choode
Happiress



❖ Match . 




windy

rainy

cloudy

snowy

sunny



❖ Read the passage then answer the questions:



Spring, summer, fall and winter. Many places on the Earth have seasons. What causes the seasons? Well, it is caused by the movement of the Earth around the sun, The earth moves two ways. It spins and it moves around the sun. The spinning of the earth is called rotation. It takes the earth about 24 hours, or one day, to make one complete rotation. this cause day and night. At the same time, the earth is moving around the sun. This is called a revolution. It takes a little over 365 days, or one year, for the earth to make one full revolution around the sun. when the earth move around the sun we get the four seasons.

1) The earth movement around the sun is called

.....

2) The four seasons are

.....

.....

.....

.....

Lesson 3 word list

Days of the week

:

Sunday

Monday

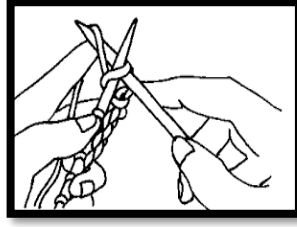
Tuesday

Wednesday

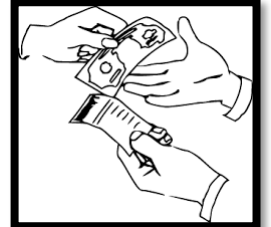
Thursday

Friday

Saturday



knits



buy



visit



market

- ❖ In this lesson the child will:
- ❖ Learn the days of the week in the write order.
- ❖ Tell what day of the week is today.
- ❖ Tell what was the day yesterday and what it will be tomorrow.

❖ ارجوا متابعة الطالب في حفظ ايام الاسبوع املائيا.
❖ و حفظ اشكال الطقس.

Lesson 3 / Day:.....Date.....

Days of the Week

Yesterday and tomorrow

yesterday	today	tomorrow
	Wednesday	
	Monday	
	Thursday	
	Tuesday	
	Sunday	
	Saturday	
	Friday	

Look at the picture then
write two sentences :



❖ Read then answer the questions.



Mahra lives in a small village in Ras Al Khaima. It's very hot and sunny in her village. On Sunday , she goes to school by bus. On Monday , she cooks dinner with her mother. on Tuesday, she visits her grandma. On Wednesday she plays with her baby brother. On Thursday , she goes to the playground and she slides down the slide. On Friday, she knits a scarf. On Saturday, she goes to the market with her father to buy some fruit and vegetable.

Chose the write answer :

1) Mahra lives in Dubai?

- a) Yes
- b) No

2) She goes to school on Sunday

- a) Yes
- b) No

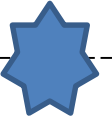
3) She cooks dinner with her mother

- a) Yes
- b) No

3) She goes to school by car

- a) Yes
- b) No

Lesson 4+6 / Day:.....Date.....



Sunday



Monday



Friday



Wednesday

On Sunday, the weather is _____ and _____

On Sunday, the weather is _____ and _____

On _____ the weather is _____ and _____

On _____ the weather is _____ and _____

Lesson 5 word list

Months of the Year

Order	Month	Abbreviation
1	January	Jan.
2	February	Feb.
3	March	Mar.
4	April	Apr.
5	May	May
6	June	Jun.
7	July	Jul.
8	August	Aug.
9	September	Sep.
10	October	Oct.
11	November	Nov.
12	December	Dec.

- ❖ In this lesson the child will:
- ❖ Learn the days of the months of the year in the write order.
- ❖ Be able to recognize the month from certain event.



❖ ارجوا متابعة الطالب في حفظ أشهر السنة املائيا.

Lesson 5 / Day:.....Date.....



Months of the Year

Which month comes next?



❖ Look at the table. Try to fill in with the correct month.



January 	February 	March 
April 	May 	June 
July 	August 	September 
October 	November 	December 

My Birth day
The day :

The month:

The year :



- 1) The first month of the year is _____
- 2) School ends in _____
- 3) The weather is cold and snowy in _____
- 4) People like to go fishing in _____
- 5) We celebrate the National Day in _____

Lesson 7 word list

Living things	need	water	drink	animals	land
lake	river	dry			

Please practice reading
Learners book
Page number : 167

❖ In this lesson the child will:
Learn about the important of water.
All living things need water.
Learn about living things and non living things.
Where water comes from.

❖ He will be able to answer these question :

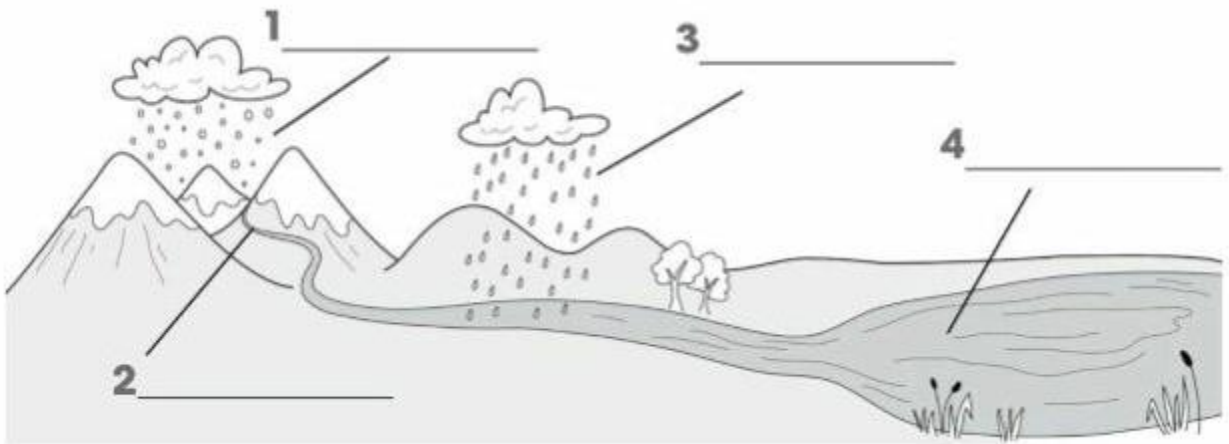
Why do we need water?
What happens when there is no water.
What happens when it rains?

Lesson 7 / Day:.....Date.....



❖ Label the picture, Use the words in the word box .

Rain snow lake river



❖ Write the name of the picture:





rain
mountain
waterfall
land






❖ Read the passage the circle the correct answer

A whale is a very big animal. Whales live in the sea. Some whales swim with each other. They travel in large groups, called pods. They swim around, looking for food.

Whales feed on sea life. Some whales eat plants. Other small fish.

Whales must stay wet all the time. However, they must come to the top of the sea to breath. When a whale leaps out of the water to catch a breath of air, it is an amazing sight.



1. What are pods?

- ☐ whale food.
- ☐ groups of whales.
- ☐ sea animals.

2. What must a whale do

- ☐ Eat seals and fish.
- ☐ Spend time on land.
- ☐ Stay wet.



3. What is good title (name) for the story?

- ☐ The sea
- ☐ Fish.
- ☐ Whales

4. Why do whales some time jumps out of the water?

- ☐ To warm up
- ☐ To get air
- ☐ To catch fish

Lesson 8 word list

frog	hen	turtle	fish	elephant	whale
Oryx	Desert fox	dolphin	Sea cow	crocodile	

❖ In this lesson the child will:

Learn about the different animals that lives in the water.

Classify land animals and water animals

Write a full sentence to describe an animal .

Please look at

Learners book


Page number : 168

Activity book page: 134


Lesson 8 / Day:.....Date.....




❖ Re order the words.



rcoclied



lodphni



aceml



tahainr











❖ Classify the animals. Which of them lives in the water and which lives on the land



<u>land</u>	<u>water</u>

Camel
Sea cow
Fish
Cow
Whale
Desert
fox
Oryx
Frog
Crocodile
elephant

Lesson 9 word list

soup	shower	Brush teeth	tea	house
				
clothes	Wash hands	rice	rice	bowl
				

❖ In this lesson the child will:

Learn about the different uses of water around the house.

Please read

Learners book

Page number : 169

Activity book page: 135

Lesson9/ Day:..... Date.....



❖ Look at the pictures. Write a full sentence on how to use water .



Four sets of horizontal lines for writing, each consisting of a solid top line, a dashed middle line, and a solid bottom line.



Four sets of horizontal lines for writing, each consisting of a solid top line, a dashed middle line, and a solid bottom line.



Four sets of horizontal lines for writing, each consisting of a solid top line, a dashed middle line, and a solid bottom line.



Four sets of horizontal lines for writing, each consisting of a solid top line, a dashed middle line, and a solid bottom line.

Lesson 10+11 word list

rain	day	paint	play	train
say	sail	snail	wait	Stay
away	hooray			

Lesson10/ Day:.....Date.....

❖ Write the name of the picture.













❖ Read the story in the learners book page: 171 then
Lesson 9/ Day: Date:

❖ What is the title of the story

❖ Circle the correct
answer:



1) It was a :

- a. Sunny day
- b. Rainy day
- c. Cloudy day

2) The snail wants to:

- a. eat
- b. play
- c. sleep


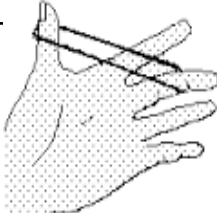


3) Who plays with the
little snail?:

- a. Three frogs
- b. Tow ducks
- c. Two big snails

At the beginning pf the story
the snail was feeling

In the end of the story the
snail was feeling

Lesson 13 word list

float	elastic band	Paper clip	leaf	paper
				

❖ In this lesson the child will:

Learn about the different object that can float.

Write a sentence about the object. using don't + doesn't

❖ Language tips:

Do+not= don't (I, We, You, They)

Does+not= doesn't (He, She, it)

Lesson 13/ Day:.....Date.....

❖ Answer the questions, use (yes it does) (No, it doesn't).

1) Does the apple float? _____

1) Does the paper clip float? _____

1) Does the pear float? _____







2) Does the paper boat float? _____

3) Does a ruler float? _____

4) Does a pencil float? _____

5) Does a leaf float? _____

Lesson 14 word list

lion	Polar bear	shore	waterfall	river
				
stream	crocodile	row	scream	
				

Lesson 14/ Day:.....Date.....

❖ Match .



waterfall

polar bear

lion

crocodile

scream



❖ Look at the picture.

It is a rainy weather today.

What do you need to wear when it rains?



Lesson 15+16 / Day: Date:

circle the answer, the Emirati fish was:



mad

helpful

friendly

kind

clever

sad




sunny

summer

angry

polite



❖ Color the fish.



Emirati fish



red

blue





purple

orange




brown

yellow



pink

green



Sharpen Your Skills

I can write





❖ When you write
remember:
Start the sentence
with capital letter.
End the sentence with
full stop (.)

Copy the sentence in a neat handwriting .

On Sunday, it's cold and cloudy.

The weather was hot yesterday.



- ❖ Learn how to write about your self by answering simple questions.

What is your name?

How old are you?

How do you go to school?

- ❖ Now try to write a simple paragraph about your self by connecting your answers together.

This is an example on my paragraph.

**My name is Fatima. I work in a school.
I go to school by car.**

Now let's learn how to write a sentence about the weather
Remember if you see the word yesterday or last you must
use the past verb (was). If not use the verb (is)



What was the weather like on Monday?

The weather was hot on Monday.

1) What was the weather like on Tuesday?

2) What is the weather like on Friday?

3) What was the weather like on yesterday?

4) What is the weather like on today?

✓ Now you learned how to write an answer, next we will
learn how to write a question .

When we ask a question we start with a (wh) question .

What is a (wh) question?

(wh) questions are :

➤ What → to ask about something general things.

➤ Where → to ask about a place.

➤ When → to ask about the time.

➤ Who → to ask about a person name

Re- order the question.

name - what - your - is - ?

your - color - favorite - what - is.

are - you - how - old - ?.



Chose the write answer :



1)eat the sandwich?
Ahmad eat the sandwich.

- a) What
- b) Who

2)time do you get up?
I get up at 8 am.

- a) What
- b) Who

3)is the weather like today?
It's snowy.

- a) What
- b) Who

4)is she doing?
She is watching T.V.

- a) What
- b) Who

5)is the day today?
Today is Thursday.

- a) What
- b) Who

6)needs water?
All living things needs water.

- a) What
- b) Who

What is the weather like today?
Write a sentence.



❖ Look at the picture. Fill in the gap. Use the word box.



park
sunny
rainy
cold
school
hot

1- On Monday I was atIt wasand.....

2- On Monday I was on my way to theIt was
.....and.....

❖ Put the words in correct order.



was \ rainy \ it..

wearing \ I'm \ a rain hat.