




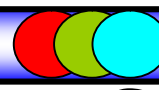
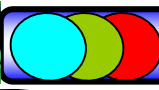
Classroom language




Important Expressions

تعبيرات هامة

1.	Write your name.	أكتب أسمك .
2.	Come here, Kareem.	تعالى هنا يا كريم .
3.	Spell the word "book."	تهجى كلمة كتاب .
4.	Draw an apple.	أرسم تفاحة .
5.	Raise your hand.	أرفع يدك .
6.	Look at the board.	أنظر للسطورة .
7.	Pay attention .	أنتبه
8.	Clean up!	نظف
9.	Stop talking	توقف عن الكلام .
10.	Count the crayons.	عد الألوان .
11.	Take a break.	خذ فسحة .
12.	Don't run!	لا تجرى



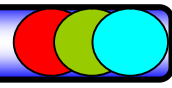
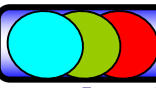
Do you remember?



Important Expressions

تعبيرات هامة

1.	What's your first name ?	ما أسمك الأول ؟
2.	My name is Mona	أسمى الأول منى .
3.	What's your last name ?	ما أسمك الأخير ؟
4.	My last name is Samy	أسمى الأخير سامى .
5.	What's your telephone number?	ما رقم تليفونك ؟
6.	I'm a girl .	أنا بنت .
7.	I'm a boy .	أنا ولد .
8.	I'm hungry.	أنا جائع .
9.	I like apples.	أنا أحب التفاح .
10.	I like oranges.	أنا أحب البرتقال .
11.	I can ride a bike.	أنا أستطيع ركوب الدراجة .
12.	I can't climb a tree	أنا لا أستطيع تسلق الشجرة .



1.	How old are you ?	كم عمرك ؟
2.	I am ten .	أنا عندى 10 .
3.	See you tomorrow .	أراك غدا .
4.	at home .	بالبیت

1 – Listen and number the pictures :-

1 - school

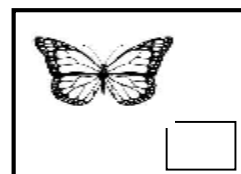

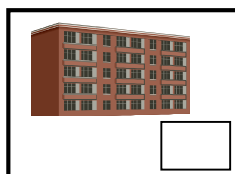
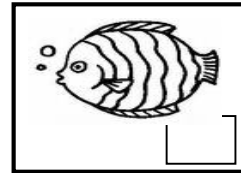


2 - butterfly

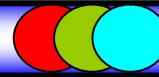
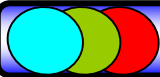
3 - elephant

4 - bee









5 - fish

6 - ant
















1 – Look at the pictures and unscramble the words :-

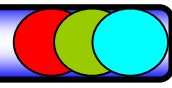
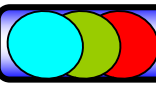
			
rbdi	lbla	teer	hpis
- - - -	- - - -	- - - -	- - - -
			
rac	act	fna	hifs
- - - -	- - -	- - -	- - - -

2 – Choose the correct word :-

heart		head		rabbit	
star		hand		cat	

3 – Complete the missing letters :-

			
- - at	- - rl	- - ke	e - -
			
thr - -	came - -	k - -	- acke -



1 – Listen and number the pictures :-



1 – swim

2 – house

3 – flag

4 – zebra

5 – hen



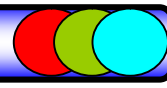
2 – Listen and complete :-

Hoda:- What isname ?

Mona:- My nameHoda .

3 – Look at the pictures and unscramble the words :-

nep	tne	enlpic	otab
- - -	- - -	- - - - -	- - - -
neroag	ozo	snu	hesro
- - - - -	- - -	- - -	- - - - -



علامات الترقيم Punctuation

الترقيم هو تحويل أول حرف من بعض الكلمات من حرف صغير إلى حرف كبير
الكلمات التى يجب أن تبدأ بحرف كبير :

- (1) أول كلمة في الجملة (بداية لملة) .
- (2) أسماء الأشخاص مثل Ali – Hoda – Kareem – Mona
- (4) أسماء الدول و المدن مثل Cairo – Giza – Egypt
- (5) أيام الأسبوع مثل Saturday – Sunday – Monday
- (6) الشهور January – February – March
- (7) اللغات مثل Arabic – English
- (8) الضمير (I) (أنا) دائما كابيتل فى اى مكان فى الجملة .
- (9) فى نهاية الجملة نضع (.) full stop نقطة
- (10) فى نهاية السؤال نضع (?) Question mark علامة استفهام
- (11) نستخدم (,) comma بعد أسم المنادى إذا جاء أول الجملة
- و بعد (Yes, - No, - Excuse me,)
- (12) نضع (') apostrophe على ('m – 's – 're – n't – 'll – 'd)

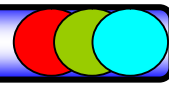
أمثلة محلولة

- 1 – He's my brother Kareem .
- 2 – What is your first name ?
- 3 – Mona and Kareem like English .
- 4 – My name 's Hoda Ahmed.
- 5 – How old 're you Mona ?

1 – Punctuate the following sentences :-

1. what s your last name hoda

2. i have english and arabic






New words

Family members أعضاء العائلة

father	أب	brother	أخ
mother	أم	grandfather	جد
sister	أخت	grandmother	جدة

1 – Choose the correct word :-









soap		donkey		goat	
bread		snake		mouse	

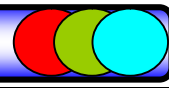
2 – Listen and complete :-

Kareem:- Howare you ?

Mona:- Iten .

3 – Look at the pictures and un scramble the words :-

			
amp	kcos	bkoo	anbaans
---	----	----	-----
			
eeb	deb	abt	apn
---	---	---	---



للسؤال عن السن نستخدم :-

How old are you ? كم عمرك ؟ E I'm nine years old .

للسؤال عن المفرد المذكر نستخدم :-

Who's he ? من هو ؟ E He's my father ?

للسؤال عن المفرد المؤنث نستخدم :-

Who's she ? من هى ؟ E She's my mother ?

الضمير هو كلمة تستخدم بدلا من الاسم وذلك لى نتجنب تكرار الاسم, وتنقسم الضمائر إلى عدة أنواع ومن أهمها الضمائر الشخصية وهى

Subject Pronouns ضمائر الفاعل :

I (أنا) للمتكلم المفرد المذكر والمؤنث العاقل

è I play football. أنا لعبت الكرة.

We (نحن) للمتكلمين الجمع المذكر والمؤنث العاقل

è We play football.

You (أنت, أنت, أنتما, أنتم, أنتن) للمخاطب المفرد والجمع المذكر والمؤنث العاقل

è You play football.

He (هو) للغائب المفرد المذكر العاقل

è He plays football.

She (هى) للغائبة المفردة المؤنثة العاقلة

è She plays football.

It (هو أو هى) للغائب المفرد والمؤنث المذكر والمؤنث الغير العاقل

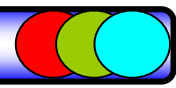
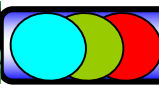
è It is a dog.

They (هما, هم, هن) للغائب الجمع المذكر والمؤنث العاقل

è They play football.

1 – Read and match { A } with { B } :-

(A)		(B)	
1-	What's your	a-	are you ?
2-	How old	b-	school .
3-	He is	c-	name ?
4-	She is	d-	Hoda .
1 { }	2 { }	e-	Kareem .
3 { }	4 { }		



1 – Listen and number the pictures :-





1 - apple

2 - fan

3 - bag

4 - lion

5 - carrots



2 – Look at the pictures and unscramble the words :-



tofo



hisf



odg



nnei



rfko



nkgi



bazer



avn

3 – Choose the correct word :-

1 - is ten .

a) She

b) We

c) They

2 - He is my

a) mother

b) sister

c) father

3 - I eat

a) milk

b) ice cream

c) water

4 - is my sister .

a) I

b) Hoda

c) We


5 - is your name ?

a) Where

b) How

c) What





New words





jacket	جاكت	yellow	أصفر
jam	مربى	yogurt	ذبادى
jet	طائرة نفائة	yoyo	يويو
Who is he ?	من هو (مفرد مذكر)؟	Who is she ?	من هى (مفرد مؤنث)؟



Who's	he? she?	He's my father. She's my mother.
-------	-------------	-------------------------------------

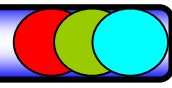
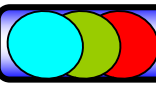
1 – Listen and number the pictures :-

- 1 – cucumber
- 2 – carrot
- 3 – banana
- 4 – books
- 5 – school






2 – Listen and complete :-

Kareem:-	Whohe ?
Mona:-is my father .



1 – Choose the correct word :-

father		brother		mother	
mother		sister		father	

2 – Read and match { A } with { B } :-









(A)		(B)	
1-	Who is he ?	a-	ride a bike .
2-	I like	b-	She is my mother .
3-	I can	c-	He is my father .
4-	Who is she ?	d-	I am seven .
1 { }	2 { }	e-	pizza .
3 { }	4 { }		

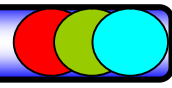
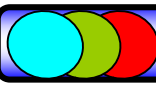
3 – Punctuate the following sentences :-

1.	they re kareem and hoda

2.	how old re you , mona

4 – Look at the pictures and unscramble the words :-


			
awdr	sbu	xo	uesoh
----	---	--	----
			
lyap	anf	erdpsi	epn
----	---	-----	---



New words

jam	مربى	yam	بطاطا
jug	أبريق	yet	حتى الآن
jeep	سيارة جيب	you	أنت - أنتم
juice	عصير	yarn	خيط - غزل
jump	يقفز	young	صغير السن

1 – Look and write a sentence under each picture :-



.....

.....

2 – Listen and complete :-

Sokkar:- How old you ?

Sokkara:- Iten .

3 – Listen and number the pictures :-



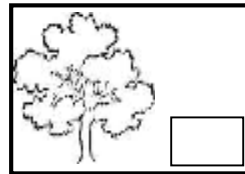
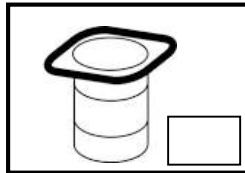
1 - bed

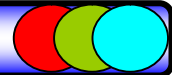
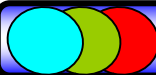
2 - ant

3 - yogurt

4 - tree

5 - cat





1 - Do as in the example :-

Who is she ?



She is my sister .



Who is he ?

He my grandfather .

Who is he ?



He my



Who is she ?

She

2 – Look at the pictures and unscramble the words :-



elbl

- - - -



iecj

- - - - -



tkie

- - - -



kctej

- - - - -

3– Choose the correct word :-

ball



bee

pizza

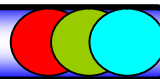
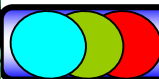


bread

cat



rabbit



unit

2 In the Classroom



Is today Monday?



No, it's Tuesday.



Yay! My birthday is on Wednesday!




Cool!



D. Review. Listen and repeat.

Who's she?

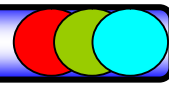
She's my mother.



Important Expressions

تعبيرات هامة

Laila :-	Is today Monday?	هل اليوم هو الاثنين ؟
Ali :-	No, it's Tuesday.	لا . أنه الثلاثاء .
Sarah :-	Yay! My birthday is on Wednesday!	عيد ميلادى يوم الأربعاء .
Ali :-	Cool!	جميل .
Sokkar :-	Who is she ?	من هي ؟
Sokkara :-	She's my mother .	هي أمى .



New words

Days of the week أيام الأسبوع			
Saturday	السبت	Wednesday	الأربعاء
Sunday	الأحد	Thursday	الخميس
Monday	الاثنين	Friday	الجمعة
Tuesday	الثلاثاء	week	أسبوع

لاحظ الآتى :-
 1 - يأتى حرف الجر on قبل أيام الأسبوع
 2 - تبدأ أيام الأسبوع بحرف كابيتال

è on Saturday - on Sunday - on Monday - on Tuesday

1 - Choose the correct word :-

1 - Who is ? He is my father .

a) *he* b) *we* c) *they*

2 - Howare you ?

a) *is* b) *name* c) *old*

3 - I can ride a

a) *car* b) *bike* c) *kite*

4 - Iice cream .

a) *is* b) *are* c) *like*

5 - Wefootball .

a) *play* b) *eat* c) *drink*

2 - Listen and number the pictures :-

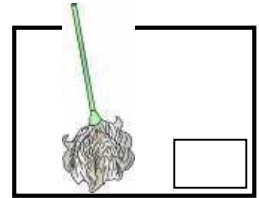

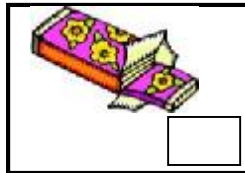
1 - jump

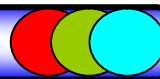
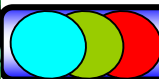
2 - engineer

3 - jam

4 - pizza

5 - mop













1 – Read and match { A } with { B }:-

(A)		(B)	
1-	How old are you ?	a-	She is my mother .
2-	Who is he ?	b-	It is Monday .
3-	What's your name ?	c-	I am nine .
4-	Who is she ?	d-	He is my father .
1 { } 2 { } 3 { } 4 { }		e-	I am Mona .

2 – Look at the pictures and unscramble the words :-




			
nigk	yek	xo	rete
- - - -	- - -	- -	- - - -
			
tje	ejpe	pna	nta
- - -	- - - -	- - -	- - -

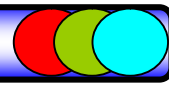
3 – Punctuate the following sentence :-

1. tamer and i go to school on monday

.....

4 – Choose the correct word :-

sun		pencil		telephone	
star		pen		camera	



New words

today	اليوم	draw-drawing	يرسم - يرسم الآن
birthday	عيد ميلاد	talk - talking	يتكلم - يتكلم الآن
sleep-sleeping	ينام - ينام الآن	lamb	خروف صغير - حمل
eat - eating	يأكل - يأكل الآن	light	ضوء - نور - خفيف
write - writing	يكتب - يكتب الآن	lemon	ليمونة

زمن المضارع المستمر

هو فعل يحدث أثناء الكلام و ما زال مستمرا .

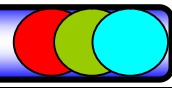
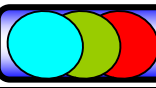
يتكون من { am - is - are } + verb + ing

معنى هذا الكلام انه اذا كانت هناك صورة لشخص يقوم بفعل من الأفعال نقوم بوضع ing فى نهاية الفعل .

ركز كويس مع الأفعال و ليس الأسماء (الفعل هو كل شئ يجعلك تقوم بحركة - حتى التفكير)

أمثلة محلولة لكى تفهم أكثر

He is swimming .	He is eating .
They are reading .	She is drawing .
He is drinking .	He is jumping .



1 – Choose the correct word :-

- 1 – He is { **eating** – eat } fish .
- 2 – They { **am** – is – are } playing football .
- 3 – { **I** – He – We } are going to school now .
- 4 – Look ! Kareem is { **do** – **doing** } his homework .
- 5 – My mother is { **clean** – **cleaning** } the kitchen .
- 6 – Sokkara { **is** – are – am } watching the TV .
- 7 – Look ! My father is { **read** – **reading** } a book .
- 8 – Mona is { **ride** – **riding** } her bike now .
- 9 – Listen ! they { **am** – is – are } listening to music .
- 10 – Look ! Samy is { **run** – **running** } fast .
- 11- Dina and Hoda are{ **play** – **playing** } football now.
- 12 – He is { **sit** – **sitting** } on the chair .
- 13 – Look ! the kitten is { **sleep** – **sleeping** } now .
- 14 – Soha { **is** – am – are } drawing a picture now .
- 15 – Look ! Ramy is { **swim** – **swimming** } in the sea .

1 – Look and write a sentence under each picture :-



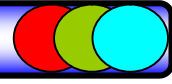
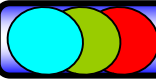
.....











.....

2 – Choose the correct word :-

Sunday	السبت	Monday	الاثنين	Tuesday	الجمعة
Saturday		Thursday		Friday	



1 – Look at the pictures and unscramble the words :-

			
aeksn	kebi	pyla	hpsi
- - - - -	- - - -	- - - -	- - - -
			
gab	bdri	hesro	rete
- - -	- - - -	- - - - -	- - - -

2 – Listen and complete :-

Sokkar:-is he ?

Sokkara:- He isbrother .

3 – Punctuate the following sentences :-

1. is today monday

.....

2. no it s tuesday

.....

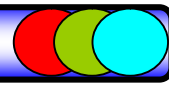
4 – Choose the correct word :-

1 - is my mother .

a) He b) She c) We

2 – Iride a bike .

a) is b) am c) can



New words

lug	يجر - يتناقل	rug	بساط - مشاية
cool !	معتدل - لطيف	ruler	مسطرة
rainbow	قوس قزح	robot	إنسان آلى
river	نهر	radio	راديو
led	قاد	right	يمين - صحيح

نفي المضارع المستمر

يكون بوضع كلمة (not = n't) بعد (am – is – are)
 (am not = 'm not) – (is not = isn't) – (are not = aren't)
أمثلة


- 1 – I am a boy , I am not a girl .
- 2 – He is reading , He is not writing .
- 3 – We are happy , We are not sad .

I'm He's She's	drawing.	I'm not He isn't She isn't	writing.
----------------------	----------	----------------------------------	----------

1 – Look at the pictures and complete :-

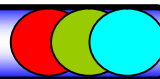
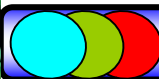
He is reading ,

He is not



She is

She is



1 – Read and match { A } with { B } :-

(A)		(B)	
1-	I am swimming ,	a-	she isn't writing .
2-	She is drawing ,	b-	they aren't talking .
3-	He is reading ,	c-	we aren't running .
4-	They are eating ,	d-	I'm not playing .
1 { }	2 { }	3 { }	4 { }
e-	he isn't sleeping .		

2 – Listen and number the pictures :-


1 - mop

2 - salad

3 - cake

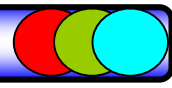
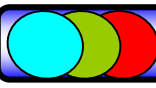
4 - six

5 - rug

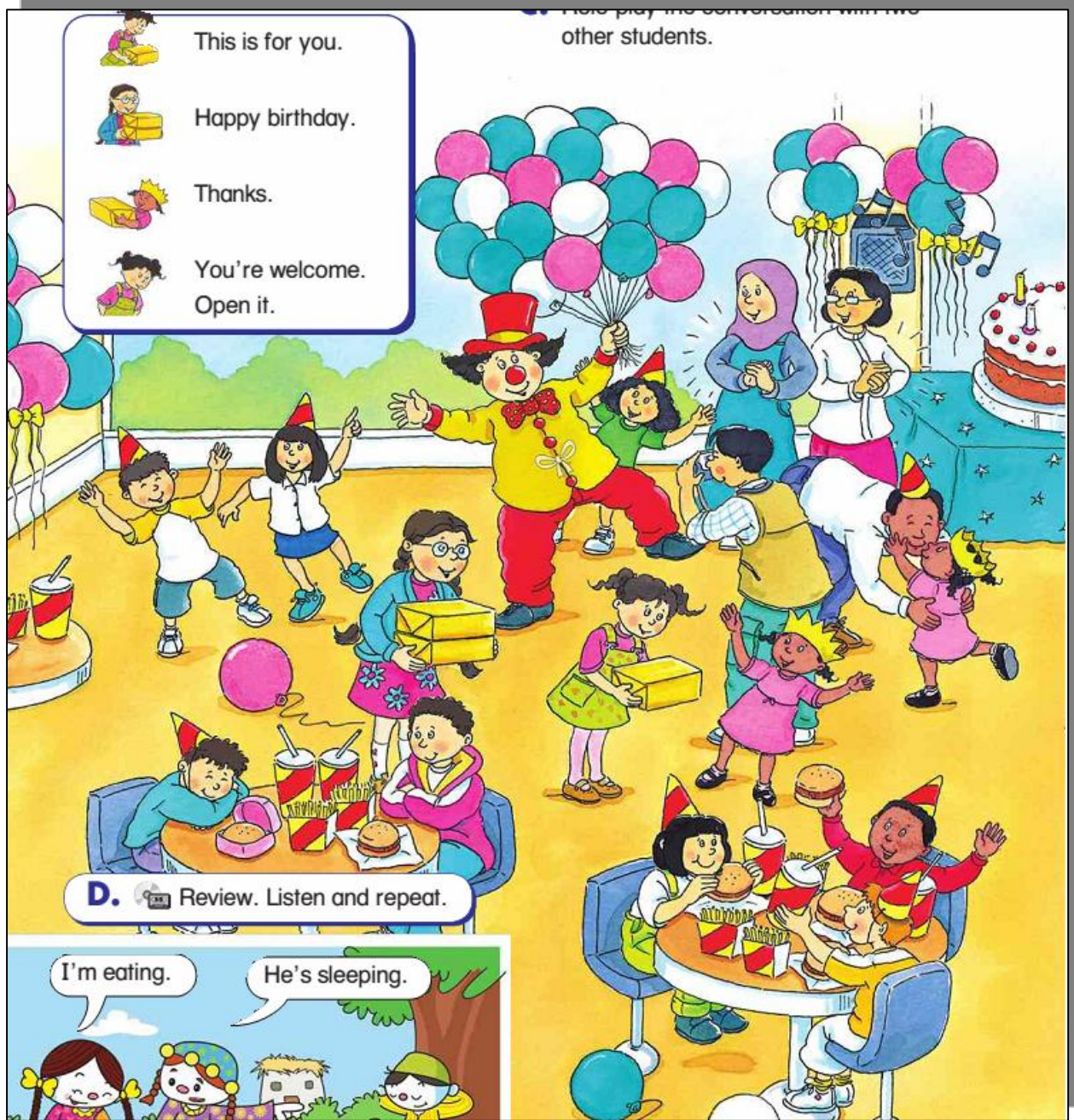


3 – Look at the pictures and unscramble the words :-

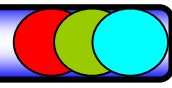
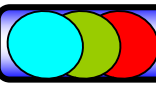
iekt	oxb	reic	yooy
- - - -	- - -	- - - -	- - - -
usn	obat	vte	ozo
- - -	- - - -	- - -	- - -



At a Birthday Party



Important Expressions		تعبيرات هامة
Hoda :-	This is for you.	هذا من أجلك .
Mona :-	Happy birthday.	عيد ميلاد سعيد .
Dalia :-	Thanks.	شكرا .
Hoda :-	You're welcome. Open it.	على الرحب . أفتحيه .
Sokkara:-	I'm eating.	أنا أأكل الآن .
Girl :-	He's sleeping.	هو نائم الآن .



New words

party	حفلة	run – running	يجرى – يجرى الآن
birthday	عيد ميلاد	laugh–laughing	يضحك – يضحك الآن
happy birthday	عيد ميلاد سعيد	walk – walking	يمشى – يمشى الآن
this is for you	هذا من أجلك	cat	قطعة
thanks	شكرا	cup	فنجان
you're welcome	على الرحب	cut	يقطع
open	يفتح	candies	حلوى

1.  cry	2.  sing
3.  shout	4.  run
5.  laugh	6.  walk

كيف تكتب بخط جميل

تقسم حروف الهجاء إلى ثلاثة أقسام هى :

- (1) حروف فوق السطرين b d f h k l
- (2) حروف تحت السطرين g j p q y
- (3) حروف بين السطرين a c e i m n o r s t u v w x z

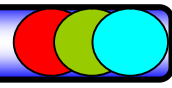
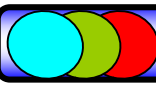
1) Copy the following sentence :- أكتب بخط جميل

I love my family .

.....

I love my family .

.....



تذكر Remember

السؤال عن العمر Asking about the age

How old are you?

(I 'm+ العمر)

1 - عند سؤال شخص عن عمره نستخدم

وعند الرد نقول

2 - وعند وداع شخص نستخدم مع السلامة Bye-bye!

والرد فى حالة اللقاء فى اليوم التالى نستخدم Bye-See you tomorrow

السؤال بـ (من ... ؟) Who

نستخدم Who للسؤال عن الإنسان

1. Who is he?

- He's my father .

2. Who is she ?

- She is my mother .

1 – Look and write a sentence under each picture :-



.....

.....

2 – Listen and complete :-

Kareem:- Is today ?

Mona:- No, Tuesday .

3 – Choose the correct word :-

orange



sheep



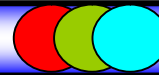
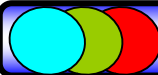
cup



apple

ship

cut



1 – Choose the correct word :-

1 – How oldyou ? - I'm ten .

<i>a)</i>	<i>is</i>	<i>b)</i>	<i>are</i>	<i>c)</i>	<i>am</i>
-----------	-----------	-----------	------------	-----------	-----------

2 – Thisfor you .

a)	<i>am</i>	b)	<i>are</i>	c)	<i>is</i>
----	-----------	----	------------	----	-----------

3 – Who is she ? - She is my

<i>a)</i>	<i>mother</i>	<i>b)</i>	<i>father</i>	<i>c)</i>	<i>brother</i>
-----------	---------------	-----------	---------------	-----------	----------------

4 - is he ? - He is my brother .

<i>a)</i>	<i>What</i>	<i>b)</i>	<i>How</i>	<i>c)</i>	<i>Who</i>
-----------	-------------	-----------	------------	-----------	------------

5 – Whatyour name ?

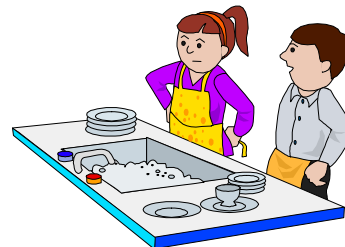
<i>a)</i>	<i>is</i>	<i>b)</i>	<i>are</i>	<i>c)</i>	<i>am</i>
-----------	-----------	-----------	------------	-----------	-----------

2 – Listen and complete :-

Sokkara:-old are you ?
-----------	--------------------


Sokkar:-	Inine .
----------	---------------

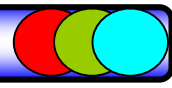
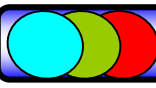
3 – Look and write a sentence under each picture :-

[illegible]

.....

4- Do they begin with the same sound : Put { **P** } or { X }








New words

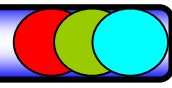
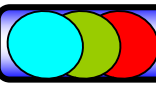
it	هو أو هي لغير العاقل	queen	ملكة
you	أنت	question	سؤال
we	نحن	duck	بطة
they	هم	truck	شاحنة
cry – crying	يبكى	box	صندوق
sing – singing	يغنى	ox	ثور
shout–shouting	يصيح	fox	الثعلب المكار

1-Choose the correct answer:

- 1-I'm (**do** - **doing** - **did**) my homework now .
- 2-Manar (**am** - **is** - **are**) trying to open the can.
- 3-They (**am playing** - **is playing** - **are playing**) football.
- 4-Ahmad and his sister (**is making** - **are making** - **make**) a cake .
- 4-I [**watch** -**am watching** - **is watching**] TV with my brother now
- 5-He [**get** - **is getting** - **are getting**] up at 6 o'clock every morning
- 6-They [**play** - **are playing** -**is playing**] football every Friday
- 7-Mona[**write** - **writing** - **is writing**] a letter now .
- 8- My uncle [**go** -- **is going** - **going**] to Luxor .
- 9-[**Am** - **Are** - **Is**] you going to school on your bike ?
- 10-He [**is** - **do** - **are**] a teacher of English .


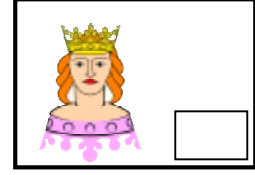
2 – Choose the correct word :-

running		lion		laugh	
reading		tiger		cry	



1 – Listen and number the pictures :-

- 1 - jacket
- 2 - car
- 3 - queen
- 4 - thirty
- 5 - mother

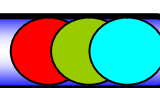
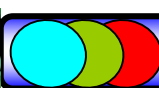


2 – Read and match { A } with { B } :-

(A)		(B)	
1-	How old	a-	pizza .
2-	I eat	b-	read and write .
3-	What's your	c-	She is my sister .
4-	I can	d-	are you ?
1{ } 2{ } 3{ } 4{ }		e-	name ?





3 – Look at the pictures and unscramble the words :-

Ireur	ietk	dkuc	ooz
- - - - -	- - - - -	- - - - -	- - -
ordo	rwad	rdoia	sfih
- - - - -	- - - - -	- - - - -	- - - - -



At the Shop Window

C. Role-play the conversation with a partner.

 Hello?
 Hello. May I speak to Hisham, please?
 Sure. Hold on.
 No problem.



D. Review. Listen and repeat.

Is today Tuesday?

No, it's Wednesday.




29

Important Expressions

تعبيرات هامة

Man :-	Hello?	أهلا .
Woman :-	Hello. May I speak to Hisham ,please?	أهلا . هل استطيع التحدث إلى هشام من فضلك ؟
Man :-	Sure. Hold on.	بالتأكيد . أنتظري .
Woman :-	No problem.	لا مشكلة .
Sokkara :-	Is today Tuesday?	هل اليوم هو الثلاثاء ؟
Sokkar :-	No, it's Wednesday	لا . أنه الأربعاء .



New words

Hello	أهلا	study	يذاكر
May I -----?	هل يمكنني ؟.....؟	English	اللغة الانجليزية
speak to	يتكلم { مع - إلى }	take a shower	يستحم
please	من فضلك	May	شهر مايو
sure	بالتأكيد	rain	مطر
hold on	انتظر قليلا	train	قطار
no problem	لا مشكلة	tree	شجرة

Grammar

فعل يكون في الإثبات و النفي

V . To Be (am, is ,are)	Negative with النفي (not)
<p>I am = 'm</p> <p>He</p> <p>She is='s</p> <p>It</p> <p>We</p> <p>They =are</p> <p>you</p>	<p>I'm not</p> <p>is not = isn't</p> <p>are not = aren't</p>

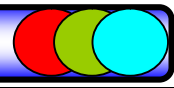
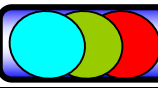
عند التحويل إلى النفي فأننا نضع كلمة not بعد am - is - are

EX :- I am playing . → I am not playing .
 He is reading . → He is not reading .
 They are singing . → They are not singing .

1 - Change into negative :- حول الى النفي

- 1-Alaa is singing a song@-----
- 2-Aya and Eman are eating@-----
- 3-Asmaa is writing@-----
- 4-The girls are waving@-----

What's	he	doing?	He's	walking to school.
	she		She's	
	it		It's	
What's = What is			He's = He is She's = She is It's = It is	
What are	you	doing?	We're	walking to school.
	they		They're	
			We're = We are They're = They are	



1 – Choose the correct word :-

1 – This isyou .

- | | | |
|--------|-------|-------|
| a) for | b) at | c) in |
|--------|-------|-------|

2 – You are, open it .

- | | | |
|---------|------------|--------|
| a) read | b) welcome | c) run |
|---------|------------|--------|

3 – My birthday isWednesday .

- | | | |
|-------|--------|-------|
| a) in | b) for | c) on |
|-------|--------|-------|

4 – Who is? - She is my mother .

- | | | |
|-------|--------|---------|
| a) he | b) she | c) they |
|-------|--------|---------|

5 -old are you ? - I am ten .

- | | | |
|---------|--------|--------|
| a) What | b) Who | c) How |
|---------|--------|--------|

2 – Listen and number the pictures :-

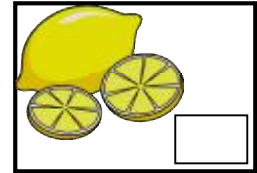

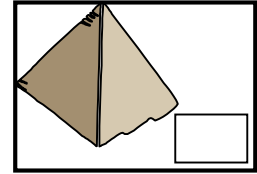
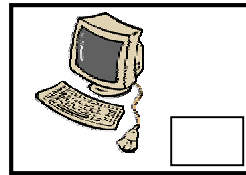

1 - juice

2 – lemon

3 – pyramid

4 – bananas

5 – computer



3 – Listen and complete :-

Woman:- May I speak to Hisham , ?

Man:- Sure , hold

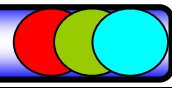
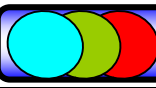
4 – Punctuate the following sentences :-

1. how old are you








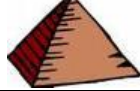







.....

2. i m ten years old



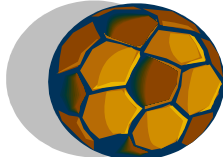


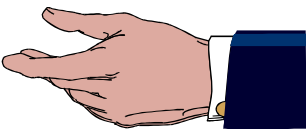


.....



1-Look at the pictures, read and circle the right picture:-

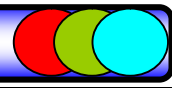
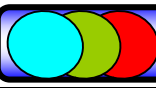
1) bananas.			
2) car.			
3) pyramid.			
4) flag.			
5) tiger.			

2 – Look at the pictures and unscramble the words :-

			
gab	lbel	labl	acr
---	----	-----	----
			
kcae	hnda	eeb	nat
-----	-----	----	----

3 – Listen and complete :-

Hoda:-	Thisfor you , open it .
Mona:-birthday .



كيف نكون سؤال بـ Who

عند تكوين سؤال بـ Who بمعنى (من) فأنا نحذف الفاعل ثم نضع Who مكان الفاعل

Dina is eating .



Who is eating ?

He is playing .



Who is playing ?

Sakkara is running .



Who is running?

1- Ask with { Who } .

1-Hoda is drawing a picture @-----

2-Nada is reading a book @-----

3-Kareem is playing football @-----

1- Match :-

1	three
2	one
3	five
4	two
5	four

4	five
3	two
1	three
5	four
2	one

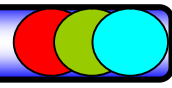
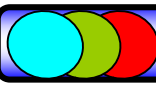
2 – Read and match { A } with { B } :-

(A)		(B)	
1-	This is for	a-	to Hisham , please ?
2-	Who is he ?	b-	you .
3-	May I speak	c-	on .
4-	Sure, hold	d-	eating an ice cream .
1 { } 2 { } 3 { } 4 { }		e-	He is my father .

3 – Punctuate the following sentences :-

1. is today wednesday

.....



تذكر Remember

أيام الأسبوع Days of the week

Saturday	السبت	Wednesday	الأربعاء
Sunday	الأحد	Thursday	الخميس
Monday	الاثنين	Friday	الجمعة
Tuesday	الثلاثاء	day	يوم


1 – Look and write a sentence under each picture :-



.....

.....

2 – Look at the pictures and unscramble the words :-



hpis

....



lonem

.....



ltpan

.....



jma

...



orod

....



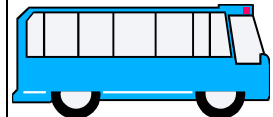
lppae

.....



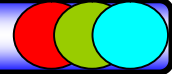
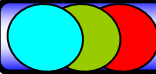
itke

....






sub

...



1 – Choose the correct word :-

cut		rug		kite	
cup		mop		key	

2 – Listen and number the pictures :-





1 – monkey

2 – butterfly

3 – goat

4 – mouse

5 – ox



3 – Listen and complete :-

Woman:- May I speakHisham , please ?

Man:-hold on .

4 – Punctuate the following sentences :-

1. you re welcome open it

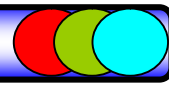
.....

2. who s she sokkara

.....

3. he s my brother kareem

.....



New words

get dressed	يرتدى ملابسه	study English	يدرس الانجليزى
take a shower	يستحم	game	لعبة
eat breakfast	يتناول الإفطار	grapes	عنب
walk to school	يذهب ماشيا الى المدرسة	paint	يلون
watch TV	يشاهد التلفزيون	lake	بحيرة
rain	مطر	May	شهر مايو

Grammar

للسؤال عن ما تفعله الآن (ماذا تفعل الآن ؟) - مضارع مستمر

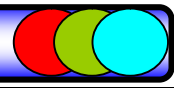
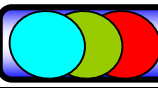
What	is	الفاعل	doing ?
	are		

What	is	الفرد	he هو	doing ?
			she هى	
			هو او هى لغير العاقل it	
What	are	الجمع	you انتم - انت	doing ?
			they هم - هن	

لاحظ أنه إذا جاء فى السؤال are you تحول فى الإجابة إلى I am

أمثلة محلولة

What is he doing ? He is playing .	What is she doing ? She is eating .
What are they doing ? They are reading .	What is he doing ? He is drawing ?




1 – Answer the questions :-



What is he doing ?

.....




What is she doing ?

.....



What are they doing ?

.....



What is she doing ?

.....

2 – Read and match { A } with { B } :-

(A)		(B)	
1-	He is eating	a-	he doing ?
2-	She is watching	b-	breakfast .
3-	What is	c-	they doing ?
4-	What are	d-	old are you ?
1{ } 2{ } 3{ } 4{ }		e-	the TV .

3 – Listen and number the pictures :-

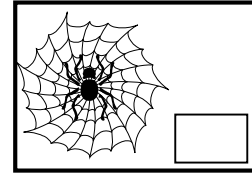

1 – violin


2 – vase

3 – lake

4 – watch TV

5 – spider





New words

day	يوم	game	لعبة
say	يقول	name	أسم
maid	فتاة	date	تاريخ - بلحة
paid	دفع	late	متأخر

1 - Choose the correct word :-

question		umbrella		salad	
telephone		piano		rice	

2 - Choose the correct word :-

1 - Sure . Hold

- a) *in* b) *at* c) *on*

2 - Who is ? - My mother

- a) *he* b) *she* c) *they*

3 - What's he?

- a) *doing* b) *do* c) *are*

4 - They arebreakfast .

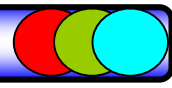
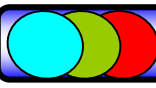
- a) *eat* b) *eating* c) *play*

5 - Thisfor you

- a) *am* b) *are* c) *is*

3 - Look at the pictures and unscramble the words :-

			
anorge	anv	oxb	oyoy
.....



راجع الأعداد Revise the numbers

one	1	eleven	11
two	2	twelve	12
three	3	thirteen	13
four	4	fourteen	14
five	5	fifteen	15
six	6	sixteen	16
seven	7	seventeen	17
eight	8	eighteen	18
nine	9	nineteen	19
ten	10	twenty	20

1 – Look and write a sentence under each picture :-



.....

.....

2 – Listen and complete :-

Kareem:-old are you ?

Mona:-am ten .

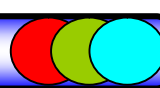
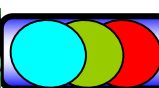
3 – Punctuate the following sentences :-

1. no it s thursday

.....

2. my birthday s on wednesday

.....



At the Airport

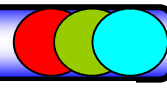


D. Review. Listen and repeat.

What are you doing?

I'm watching TV.

Important Expressions		تعبيرات هامة
Boy :-	Where are you from?	من أين أنت ؟
Girl :-	I'm from France.	لأنا من فرنسا .
Boy :-	Oh. You speak English very well.	أنتى تتحدثين الإنجليزية جيد جدا .
Girl :-	Thank you very much.	شكرا كثيرا جدا .
Sokkar :-	What are you doing?	ماذا تفعلين الآن ؟
Sokkara :-	I'm watching TV.	أنا اشاهد التلفاز



Telling the time. إخبار الوقت

للسؤال عن الوقت نستخدم هذين التعبيرين.

What's the time? D ؟ كم الوقت E What time is it now?

وللإجابة على هذا السؤال نستخدم هذا التعبير It's+الساعة +o'clock

ملحوظة :- الاختصار فى كلمة o'clock مكان حرف الـ **F**

إذا كان الوقت مكون من رقمين نضع شرطة بين الرقمين مثال :-

10:25 . الساعة عشرة وخمسة و عشرون دقيقة It's ten twenty – five

7:35 . الساعة السابعة وخمسة و ثلاثون دقيقة It's seven thirty – five

أقرأ هذه الأمثلة

12:15	1:35
It's twelve fifteen .	It's one thirty – five
10:45	8:20
It's ten forty – five .	It's eight twenty .
9:50	6:55
It's nine fifty .	It's six fifty – five .

Listen and repeat.

What time

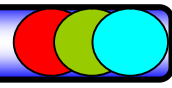
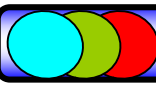
is it ?

It's

one o'clock.
two fifteen.



2 : 15



New words

twenty	20	seventy	70
thirty	30	eighty	80
forty	40	ninety	90
fifty	50	hundred	100
sixty	60	thousand	1000

1 – Look and write a sentence under each picture :-



2 - Choose the right sentence :-

1 – They are playing .

{ }

2 – They are eating .

{ }



1 – He is reading .

{ }

2 – He is watching TV .

{ }



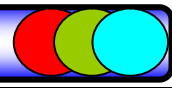
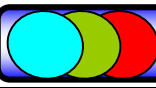
1 – She is my mother .

{ }

2 – He is my father .

{ }





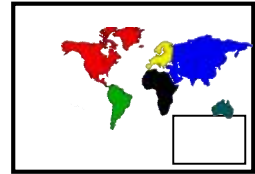
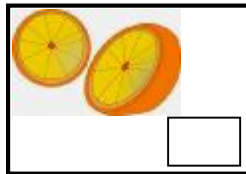


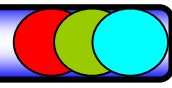
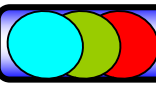
1 - Choose the right answer :-

- 1 – She is { **eating – drinking** } fish and rice .
- 2 – They { **am – is – are** } playing a game .
- 3 – { **I – He – We** } are playing football in the park .
- 4 – Look ! Heba is { **do – doing** } his homework .
- 5 – My mother is { **clean – cleaning** } the kitchen .
- 6 –Noha { **is – are – am** } watching the TV .
- 7 – Look ! My father is { **read – reading** } a book .
- 8 – Kareem is { **ride – riding** } her bike now .
- 9 – Listen ! they { **am – is – are** } listening to music
- 10 – Look ! Kareem is { **run – running** } to school .
- 11- Soha and Hoda are{ **study – studing** } English .
- 12 – Adel is { **sit – sitting** } on the beach .
- 13 – Look ! the baby is { **sleep – sleeping** } now .
- 14 – Ahmed { **is – am – are** } drawing a picture.
- 15 – Look ! Nada is { swim – swimming } in the sea .**

1 – Listen and number the pictures :-

- 1 – mouse
- 2 – pan
- 3 – sock
- 4 – orange
- 5 – map





New words

airport	مطار	Where is?	أين للمفرد؟
from	من (مكان)	Where are?	أين للجمع؟
very well	جيد جدا	thank you	شكرا لك
foot – feet	قدم – أقدام	bee	نحلة
sleep	ينام	meat	لحم
read	يقرأ	tea	شاي
What time --?	ما الوقت ؟	o'clock	بالضبط
it's two fifteen	إنها الثانية والرّبع	speak	يتكلم

Remember تذكر


يتكون المضارع المستمر من (am – is – are + verb + ing)

EX:-

1 – He is eating .



2 – They are playing



3 – We are reading.



4 – I am swimming .



1 – Listen and complete :-

Boy:-

Where are you

Girl:-

I am from

2 – Punctuate the following sentences :-

1. is it monday

.....

2. no it s tuesday

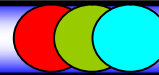
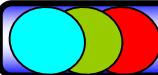
.....

3. how old re you hoda

.....

4. i m nine years old

.....



1 – Read and match { A } with { B } :-

(A)		(B)	
1-	Where are you from ?	a-	He is my father .
2-	What's your name ?	b-	I am from France .
3-	Who is he ?	c-	for you .
4-	This is	d-	I am ten .
1{ } 2{ } 3{ } 4{ }		e-	I am Kareem .

2 – Choose the correct word :-

1 - is my sister .

a)	She	b)	He	c)	Kareem
----	-----	----	----	----	--------

2 - Weeating breakfast .

a)	<i>am</i>	b)	<i>is</i>	c)	<i>are</i>
----	-----------	----	-----------	----	------------

3 -time is it ? - It's ten o'clock .

a)	How	b)	What	c)	Where
----	-----	----	------	----	-------

4 - What aredoing ? - I am watching the TV .

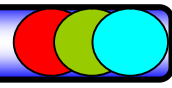
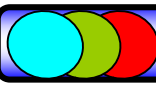
a)	you	b)	he	c)	she
----	-----	----	----	----	-----

5 - He is eating

a)	<i>milk</i>	b)	<i>breakfast</i>	c)	<i>juice</i>
----	-------------	----	------------------	----	--------------

3 – Look at the pictures and unscramble the words :-

			
raj	rnia	jte	owc
...
			
usn	leak	okbo	tnari
...






Remember these words تذكر هذه الكلمات



مراجعة - لا تنسى

computer	كمبيوتر	carrots	جزر
ice cream	ايس كريم	popcorn	فشار
camera	كاميرا	window	شباك
classroom	حجرة الفصل	butterfly	فراشة
school	مدرسة	chicken	دجاجة
donkey	حمار	kitchen	مطبخ
monkey	قرد	umbrella	شمسية
elephant	فيل	cucumbers	خيار

1 – Choose the correct word :-

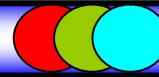
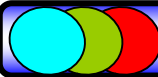
sun		tree		grapes	
star		flower		orange	

2– Look and write a sentence under each picture :-











	
.....

3 – Listen and complete :-

Kareem:-	IsMonday ?
Mona:-	No , ItTuesday .



1- Complete the missing letters :-

				
- us	- ag	- ilk	- ish	- able
				
- pple	- ar	- oor	- lag	- and

2 – Listen and number the pictures :-

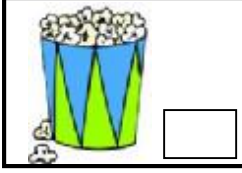
1 – train


2 – candies


3 – popcorn

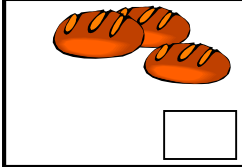
4 – bread

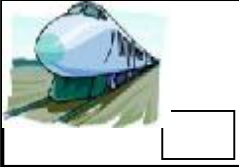
5 – door











3 – Listen and complete :-

Boy :- **Where are you ?**

Girl :- **I amFrance .**

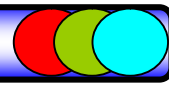
4 – Punctuate the following sentences :-

1. who s he

.....

2. i have english on monday

.....



New words

meat	لحمة	sheep	خروف
seat	مقعد	sleep	ينام
bean	حبة فول	feed	يطعم - يغذى
clean	ينظف - نظيف	seed	بذرة
beet	بنجر	tea	شاي

للسؤال عن المكان الذى أتى منه شخص ما نستخدم :-

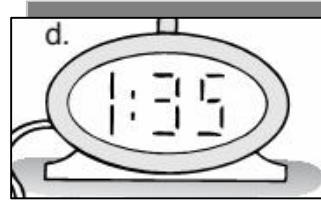
Where are you from ?

è I 'm from France .

من أين أتيت ؟


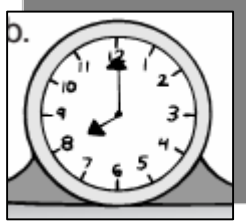
أنا أتيت من فرنسا .

1 - What's the time ?



It's

.....



.....

.....

1 - Choose the correct word :-

1 - He is walking to

a) book b) school c) blue

2 - May Ito Hisham , please ?

a) speak b) from c) doing

3 - Sure . Hold

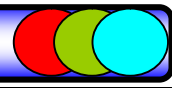
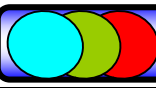
a) at b) to c) on

4 - Where are youfrom ?

a) camera b) computer c) come

5 -are my friends .

a) Mona and Dina b) Sokkar c) Sokkara



Punctuation: راجع علامات الترقيم

- 1- نستخدم الحروف الكبيرة فى بداية الجملة.
Ex: Open you book.
- 2- نستخدم الحروف الكبيرة فى أول اسماء الناس، وأيام الأسبوع، والشهور والقارات والأنهار، والبلاد وأسماء المدن واللغات.
Kareem – Hoda.
Sunday – Monday
May – June
Egypt – Cairo
Arabic – English
أشخاص.
أيام الأسبوع
الشهور
المدن والدول
اللغات
- 3- تحويل الضمي (I) أنا فى أى مكان فى الجملة حرف كبير.
Ex: I want to be a teacher when I grow up.
- 4- نضع نقطة فى نهاية الجملة الخبرية (.)
- 5- نضع علامة إستفهام فى نهاية الجملة الإستفهامية (?).
- What's your name? - They are eight years old.
- 6- نستخدم الفاصلة السفلى comma فى الحالات الآتية:
أ – للفصل بين مجموعة من الكلمات من نوع واحد.
Ex: Hoda, Mona and Kareem are friends.
ب – بعد كلمة (Yes, No,):
Yes, he is. - No, he isn't.
- ج – بعد المخاطب إذا جاء أول الجملة وقبله إذا جاء آخر الجملة.
Ex: Mona, come here. Come here, Mona.
- 7- نستخدم الفاصلة العليا apostrophe فى الحالات الآتية:
'm – 's – 're – n't – o'clock

1 – Punctuate the following sentences :-

1. she s dina

.....

2. what is your name

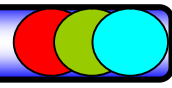
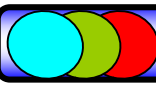
.....

3. i like arabic and english

.....

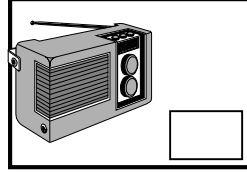

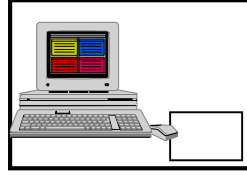
4. what s kareem reading

.....



1 – Listen and number the pictures :-

- 1 – cake
- 2 – radio
- 3 – running
- 4 – computer
- 5 – apple



2 – Match :-

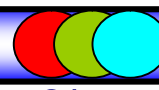
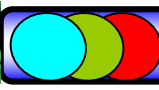
Saturday	الثلاثاء
Sunday	الخميس
Monday	السبت
Tuesday	الجمعة
Wednesday	الاثنين
Thursday	الأحد
Friday	الأربعاء

3 – Match :-

nineteen	34
twenty – three	62
forty – one	19
thirty – four	55
eighteen	23
fifty – five	41
sixty - two	18

4 – Listen and complete :-

Hoda:-	What'sname?
Mona:-Mona .



At the Flower Shop

C. Role-play the conversation with a partner.



Where do you live ?



I live in Oakville.



Oh, really ? Me, too.



I like it. It's a nice place.



D. Review. Listen and repeat.

This is for you.

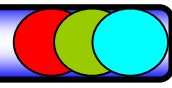
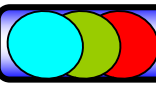
Thank you.



Important Expressions

تعبيرات هامة

Woman :-	Where do you live?	أين تعيش ؟ (تسكن)
Man :-	I live in Oakville.	أنا أعيش (أسكن) في أوكيفيل (مدينة)
Woman :-	Oh, really? Me, too.	حقا . أنا أيضا .
Man :-	I like it. It's a nice place	أنا أحبه . أنه مكان لطيف .
Sokkar :-	This is for you .	هذا لكى .
Sokkara :-	Thank you .	شكرا لك .



1 – Look and write a sentence under each picture :-



.....

.....

2 – Listen and complete :-

Sokkar:- Whohe ?

Sokkara:-is my father .

3 – Choose the correct word :-

tree



jar



lion



bee

jet

lemon

4 – Listen and number the pictures :-


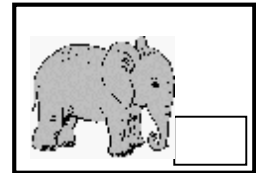

1 - hen

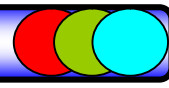
2 – house

3 – flag

4 – elephant

5 – girl





New words

flower	زهرة	Oakville	أوكافيل (مدينة في كندا)
shop	محل - دكان	Me, too	أنا أيضا
flower shop	محل الزهور	nice	لطيف - جميل
where....?	أين....؟	place	مكان
live	يسكن - يعيش	really	حقا - في الحقيقة
Where do you live?	أين تعيش؟	I live in Oakville	أنا أعيش في أوكافيل

Remember these numbers

1:00	It's one o'clock .
1:15	It's one fifteen
1:20	It's one twenty
1:25	It's one twenty-five
1:30	It's one thirty
1:35	It's one thirty-five
1:40	It's one forty
1:45	It's one forty-five
1:50	It's one fifty
1:55	It's one fifty-five

1 - What's the time ?



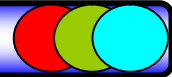
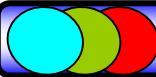
It's

.....




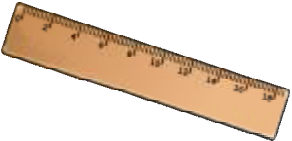






.....

.....



1 – Look at the pictures and unscramble the words :-

			
epn	ooyy	bato	urelr
- - -	- - - -	- - - -	- - - - -
			
ceir	eeunq	melca	zzipa
- - - -	- - - - -	- - - - -	- - - - -

2 – Listen and complete :-

Woman:- **Where dolive ?**

Man:- **Iin Oakville .**

3 – Listen and number the pictures :-

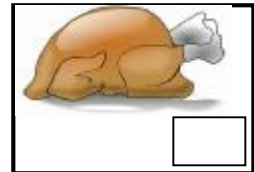

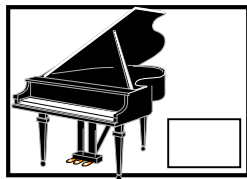
1 – horse

2 – chicken

3 – piano

4 – duck

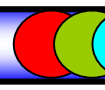
5 – vet



4 – Punctuate the following sentences :-

1. it s ten o clock

.....



مفرد بعيد

أسماء الإشارة
للمفرد

مفرد قريب

What is that? ما ذلك مفرد

What is this? ما هذا مفرد

that is + a/an اسم مفرد

this is + a/an اسم مفرد

جمع بعيد

أسماء الإشارة
للمجمع

جمع قريب

What are those? ما ذلك

What are these? ما هذا

Those are + اسم الشيء

These are + اسم الشيء

This is red.
That's a red flower.

These are yellow.
Those are yellow flowers.

1 – Match :-



These are butterflies.

Those are trees .



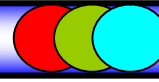
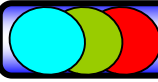
This is a flower .

That is a vase .



2 – Read and match { A } with { B } :-

(A)		(B)	
1-	Where are you from ?	a-	He is my father .
2-	Where do you live?	b-	She is my mother .
3-	Who is he ?	c-	I am from France .
4-	Who is she ?	d-	I m fine , thank you .
1{ } 2{ } 3{ } 4{ }		e-	I live in Oakville .



New words

الألوان Colours

red	أحمر	yellow	أصفر
blue	أزرق	green	أخضر
orange	برتقالي	brown	بنى
white	أبيض	black	أسود
This is	هذا يكون للمفرد القريب	These are	هذا يكون للجمع القريب
That is	ذلك يكون للمفرد البعيد	Those are	ذلك يكون للجمع البعيد

1 – Choose the correct word :-

1 -are you from ?

- | | | | | | |
|-----------|-------------|-----------|--------------|-----------|------------|
| <i>a)</i> | <i>What</i> | <i>b)</i> | <i>Where</i> | <i>c)</i> | <i>Who</i> |
|-----------|-------------|-----------|--------------|-----------|------------|

2 - I amOakville .

- | | | | | | |
|----|------|----|------|----|----|
| a) | from | b) | live | c) | on |
|----|------|----|------|----|----|

3 - It's three

- | | | | | | |
|-----------|--------------|-----------|--------------|-----------|----------------|
| <i>a)</i> | <i>watch</i> | <i>b)</i> | <i>clock</i> | <i>c)</i> | <i>o'clock</i> |
|-----------|--------------|-----------|--------------|-----------|----------------|

4 -is my sister .

- | | | | | | |
|-----------|---------------|-----------|-------------|-----------|-----------|
| <i>a)</i> | <i>Kareem</i> | <i>b)</i> | <i>Hoda</i> | <i>c)</i> | <i>We</i> |
|-----------|---------------|-----------|-------------|-----------|-----------|

5 - Thoseyellow flowers .

- | | | | | | |
|----|-----|----|----|----|----|
| a) | are | b) | is | c) | am |
|----|-----|----|----|----|----|

2 – Punctuate the following sentences :-




1. how old re you sokkara

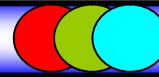
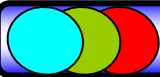
.....

2. i m ten years old

.....

3 – Choose the correct word :-

shop		rain		foot	
sleep		train		feet	



1 – Look and write a sentence under each picture :-




.....



.....

2 – Look at the pictures and unscramble the words :-



resho

- - - - -



cpu

- - -



abt

- - -



beki

- - - -



geg

- - -



aet

- - -



ozo

- - -



neni

- - - -

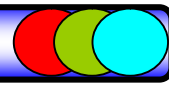
3 – Read and match { A } with { B } :-

(A)		(B)	
1-	She is my	a-	I live in Oakville .
2-	What's your name ?	b-	sister .
3-	Where do you live ?	c-	He is ten .
4-	Happy	d-	I am Mona .
1{ } 2{ } 3{ } 4{ }		e-	birthday .

4 – Listen and complete :-

Kareem:- **Who****he** ?

Mona:- **He is****father** .



New words

hide	يختبئ	bike	دراجة
ride	يركب	like	يحب
fine	بخير	night	ليلة
nine	تسعة	tight	ضيق - مربوط

لاحظ الآتى جيدا

عندما تأتى صورة مطلوب أن أكتب تحتها جملة نفع الآتى :-
إذا كانت الصورة لشخص يقوم بفعل نستخدم المضارع المستمر

He is drawing .	She is reading .

إذا كانت الصورة لشيء غير الإنسان فاتنا نكتب
للمفرد + This is أسم الشيء - وللجمع + These are أسم الشيء

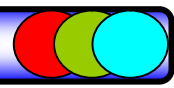
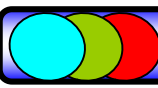
1 – Look and write a sentence under each picture :-

This is a robot .	These are grapes .

2 – Punctuate the following sentences :-

1. what s mona doing

.....



1 – Look and write a sentence under each picture :-



.....



.....



.....




.....

2 – Look at the pictures and un scramble the words :-



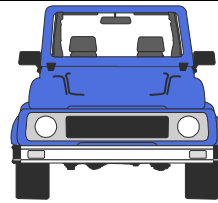
ignsn

- - - -



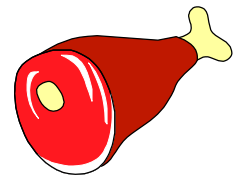
lbam

- - - -



peje

- - - -



aemt

- - - -




cyr

- - -



urn

- - -



oolshc

- - - - -

الأحد

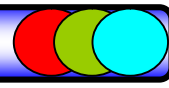
dyausn

- - - - -

3 – Listen and complete :-

Boy:- Where are you ?

Girl:- I amFrance .



امتحان مطابق
للمواصفات الجديدة

Exam

A - Listening

1 – Listen and number the pictures :-


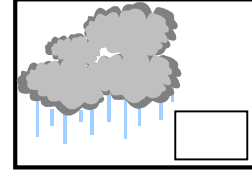
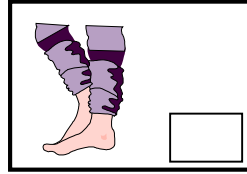
1 - rain

2 - jam

3 - duck

4 - sister

5 - legs



2 – Listen and fill in the gaps :-

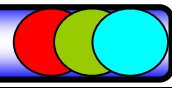
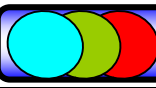
Boy:- **Howare you ?**

Girl:- **Inine .**

B - Reading

2 – Read and match { A } with { B } :-

(A)		(B)	
1-	My sister's birthday	a-	are orange flowers .
2-	He's ...	b-	Wednesday .
3-	How....	c-	drawing .
4-	Those....	d-	is on Monday .
1{ } 2{ } 3{ } 4{ }		e-	old are you ?



4 – Choose the correct word :-

1 - It'so'clock .

- | | | | | | |
|----|--------|----|-------|----|---------|
| a) | thirty | b) | three | c) | fifteen |
|----|--------|----|-------|----|---------|

2 -are you from ?

- | | | | | | |
|----|-------|----|-----|----|------|
| a) | Where | b) | Who | c) | What |
|----|-------|----|-----|----|------|

3 - They are

- | | | | | | |
|----|------|----|-------|----|---------|
| a) | walk | b) | walks | c) | walking |
|----|------|----|-------|----|---------|

4 - Who is




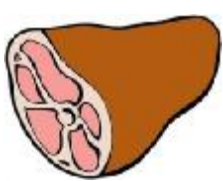
- | | | | | | |
|----|----|----|----|----|------|
| a) | he | b) | we | c) | they |
|----|----|----|----|----|------|

5 - May Ito Hisham , please ?



- | | | | | | |
|----|------|----|-------|----|-------|
| a) | play | b) | speak | c) | shout |
|----|------|----|-------|----|-------|

C - Writing

5 – Look at the pictures and unscramble the words :-

			
evif	herfat	ablm	atme
----	-----	----	----

6 – Look and write a sentence under each picture :-

	
.....

7 – Punctuate the following sentences :-

1. where are ahmed and sarah from

.....

8 – Copy the following sentence in good handwriting :-

1. where are ahmed and sarah from

.....