



Reading

Part 1




Read the sentences and match each sentence to a picture.

There is one picture you will not need to use.

There is one example.

**Example** The little boy and his father are looking at plants.

1. The two boys are standing under a tree.
2. The boys are reading interesting books at school.
3. The boy is reading a sign about litter.
4. The boy is giving the plant some water to help it grow.
5. The boys are at home sitting on some furniture.

	A
	B
	C
	D
	E
	F
	G

## Part 2

Look at the picture and read the text.

Read the questions.

Circle the correct sentences.

There is one example.



### A park keeper

I'm a park keeper. I work at the park from 8am to 6pm every Sunday to Thursday.

Many people live near the park because it's in the middle of the city. The park gets busy so there are some rules. For example, people can cycle but they mustn't swim.

People like looking at the park's flowers. Last month, I made signs with information about different plants.

Animals, like birds, find their own food in the park. The fish in the pond need special food so I give them food each day.

Every Monday, school children come to the park. I love showing them how to look after nature.

**Example** When does the park keeper start work?

A. 6 o'clock

☒ B. 8 o'clock

6. Where is the park?

☒ A. in a city

B. near a city

7. What sport can people do at the park?

☒ A. cycling

B. swimming

8. What did the park keeper make last month?

A. some plants

☒ B. some signs

9. Which kind of animal gets food from the park keeper?

A. birds

☒ B. fish

10. What does the park keeper do every Monday?

☒ A. teaches children


B. goes to schools


## Part 1


Look at the pictures.


Write the missing letters.

There is one example.


Example	a small <u>b</u> <u>e</u> <u>e</u>	
---------	------------------------------------	---


1.	a green <u>l</u> <u>e</u> <u>a</u> <u>f</u>	
----	---	--

2.	<u>f</u> <u>e</u> <u>e</u> <u>t</u> have ten toes	
----	---	--

3.	this is a <u>t</u> <u>r</u> <u>e</u> <u>e</u>	
----	---	---

Writing

4.	a blue <u>b</u> <u>o</u> <u>a</u> <u>t</u>	
----	--	--

5.	a black <u>s</u> <u>p</u> <u>i</u> <u>d</u> <u>e</u> <u>r</u>	
----	---	---

15


~~boat~~  
~~boat~~  
~~boat~~  
boat




## Part 2


Complete the sentences by writing the missing words.

There is one example.

Example	Ali feels <u>hungry</u> .
	

6.	Here is some <u>fruit</u> .
	

7.	This is an <del>insect</del> .
	

8.	The man is <u>fishing.</u>
	

13