

Part 1 Listening Exam tip(s)!

1. Read the instructions.
2. Read the questions.
3. Look at the pictures.
4. Listen carefully for the important words.
5. Tick (✓) one answer.

Part 2 Listening Exam tip(s)!




1. Read the instructions.
2. Read the questions.
3. Read the answers / choices.
4. Listen carefully for the important words.
5. Circle one answer.

Part 1


Listen and tick (✓) the correct answer.

There is one example.




What is the parrot doing?

Example	A		B		C	
				✓		

What colour is Hessa's backpack?




1.	A		B		C	

How does the girl feel when it's sunny?




2.	A		B		C	

Listening




Which picture is Maha's family?

3.	A		B		C	

Where is the computer shop?

4.	A		B		C	

What does Sara's dad do?

5.	A		B		C	

/5

Part 2

Listen and circle the correct answer.

There is one example.

Example: What is in the picture?

- ☐ A. a duck
☒ B. a goose

6. Where is the bookshop?

- A. on the third floor
B. on the second floor

7. What job does Mahra's mum do?

- A. She's a teacher.
B. She's a nurse.

8. What did the girl see today?

- A. rabbits
B. birds

9. What can't the boy do?

- A. hop
B. clap

10. What is Maryam looking for?

- A. shoes
B. socks



www.jnobe-jd.com

www.jnobe-jd.com

www.jnobe-jd.com مشتريات

صقّر الجنوب