



United Arab Emirates
Ministry of Education



Thomaï Alexiou, Nick Beare, Liz Kilby and Roberta Calderbank

Bridge to Success

Activity Book
Term 1

1

For Training Only

UNITED ARAB EMIRATES
MINISTRY OF EDUCATION



الإمارات العربية المتحدة
وزارة التربية والتعليم



United Arab Emirates
Ministry of Education



Bridge to Success

Activity Book

1

For Training Only

UNITED ARAB EMIRATES
MINISTRY OF EDUCATION



الإمارات العربية المتحدة
وزارة التربية والتعليم

Term 1 material 2016

CAMBRIDGE
UNIVERSITY PRESS

University Printing House, Cambridge CB2 8BS, United Kingdom

Cambridge University Press is part of the University of Cambridge.

It furthers the University's mission by disseminating knowledge in the pursuit of education, learning and research at the highest international levels of excellence.

© United Arab Emirates Ministry of Education 2016

This publication is in copyright. Subject to statutory exception and to the provisions of relevant collective licensing agreements, no reproduction of any part may take place without the written permission of Cambridge University Press.

First published 2016

Printed in the United Arab Emirates

ISBN XXXXXXXX Grade 1 Activity Book

Cambridge University Press has no responsibility for the persistence or accuracy of URLs for external or third-party internet websites referred to in this publication, and does not guarantee that any content on such websites is, or will remain, accurate or appropriate.

For Training Only

UNITED ARAB EMIRATES
MINISTRY OF EDUCATION



الإمارات العربية المتحدة
وزارة التربية والتعليم

Welcome to *Bridge to Success*

Bridge to Success is a twelve-grade course for learners of English as a second language (ESL). The twelve grades range from the beginning of cycle 1 to the end of cycle 3.

Bridge to Success Grade 1 consists of nine thematic units of study, which include a range of activities, text types and objectives, split over three terms.

The materials reflect the following principles:

- **An Emirati focus, with an international perspective.** Specifically developed for young learners throughout the United Arab Emirates, the themes, situations and literature covered by *Bridge to Success* strive to reflect the Emirati context and encourage learners' curiosity about the wider world. This fosters respect and interest in other cultures and leads to awareness of global citizenship.
- **An enquiry-based, language-rich approach to learning.** *Bridge to Success* engages children as active, creative learners. As learners participate in a wide variety of curriculum-based activities, they simultaneously acquire content knowledge, develop critical thinking skills and practise English language and literacy. The materials incorporate a 'learning to learn' approach, helping children acquire skills and strategies that will help them approach new learning situations with confidence.

- **English for educational success.** To meet the challenges of the future, children need to develop facility with both conversational and academic English. From the earliest stage, *Bridge to Success* addresses both these competencies. *Bridge to Success* presents authentic listening and reading texts, writing tasks, and end-of-unit projects similar to those learners might encounter in English-medium and international schools.

This Activity Book provides additional support, reinforcement and practice to the Learner's Book. Comprehensive support for teachers is provided in the Teacher's Guide.

The following icons are used in this Activity Book:

- 1 pre-recorded listening activity
- 21st links to 21st Century Themes and/or Skills

We hope that you and your learners will enjoy using these materials as much as we enjoyed developing them for you.

The *Bridge to Success* team



الإمارات العربية المتحدة
وزارة التربية والتعليم

Table of contents

Introduction

1

Unit 1 Hello

Lesson 1	Hello	4
Lesson 2	Directionality	5
Lesson 3	My colours	6
Lesson 4	My shapes	7
Lesson 5	My letters	8
Lesson 6	My numbers	9
Lesson 7	My English	10
Lesson 9	My colours	11
Lesson 10	My shapes	12
Lesson 11	My letters	13
Lesson 12	My numbers	14
Lesson 13	My English	15
Lesson 15	My letters	16
Lesson 16	My numbers	17
Lesson 17	My English	18-19
Lesson 18	My storytime	20
Lesson 19	Goodbye	21

Unit 2 Our classroom

Lesson 1	Classroom things	22
Lesson 2	My Alphabet	23
Lesson 3	My colours	24
Lesson 4	My shapes	25
Lesson 5	My letters	26
Lesson 6	My numbers	27
Lesson 7	My English	28
Lesson 9	My colours	29
Lesson 10	My shapes	30
Lesson 11	My letters	31
Lesson 12	My numbers	32
Lesson 13	My English	33
Lesson 15	My letters	34
Lesson 16	My numbers	35
Lesson 17	My English	36
Lesson 18	My storytime	37
Lesson 19	Goodbye	38

Unit 3 Me and my family

Lesson 1	Me and my family	39
Lesson 2	My colours	40
Lesson 3	My shapes	41
Lesson 4	My letters	42
Lesson 5	My numbers	43
Lesson 6	My English	44
Lesson 8	My colours	45
Lesson 9	My shapes	46
Lesson 10	My letters	47
Lesson 11	My numbers	48
Lesson 12	My English	49
Lesson 13	My letters	50
Lesson 14	My numbers	51
Lesson 15	My letters	52
Lesson 16	My numbers	53
Lesson 17	My English	54
Lesson 18	My storytime	55
Lesson 19	Goodbye	56

Unit 4 My toys

Lesson 1	Look at the toys!	57
Lesson 2	My colours	58
Lesson 3	My shapes	59
Lesson 4	My letters	60
Lesson 5	My numbers	61
Lesson 6	My English	62
Lesson 7	My words	63
Lesson 8	My letters	64
Lesson 9	My colour	65
Lesson 10	My letters	66
Lesson 11	My numbers	67
Lesson 12	My English	68
Lesson 14	My letters	69
Lesson 15	My numbers	70
Lesson 16	My letters	71
Lesson 17	My English	72
Lesson 18	My storytime	73
Lesson 19	Goodbye	74

UNITED ARAB EMIRATES
MINISTRY OF EDUCATION

الإمارات العربية المتحدة
وزارة التربية والتعليم



Unit

1

Hello!

Lesson 1 Hello

1 Join the dots. Then colour.




UNITED ARAB EMIRATES
MINISTRY OF EDUCATION

الإمارات العربية المتحدة
وزارة التربية والتعليم



Lesson 2 Directionality

1 Trace, then copy.



UNITED ARAB EMIRATES
MINISTRY OF EDUCATION




الإمارات العربية المتحدة
وزارة التربية والتعليم



Lesson 3 My colours

1 Colour blue.



UNITED ARAB EMIRATES
MINISTRY OF EDUCATION



الإمارات العربية المتحدة
وزارة التربية والتعليم

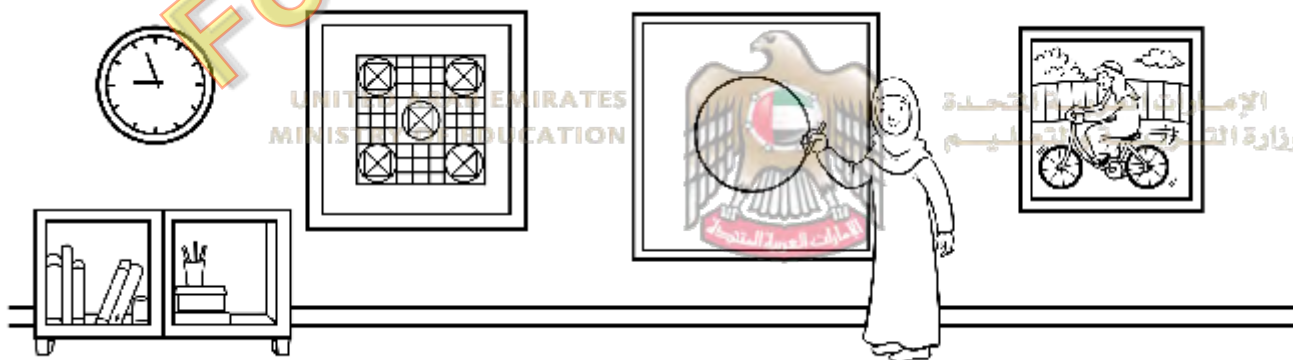
Lesson 4 My shapes

1 Follow the lines and trace.



2 Now colour the circles.

3 Find the circles. Then colour.



Lesson 5 My letters

1 Trace and write.



Ss




2 Colour.

UNITED ARAB EMIRATES
MINISTRY OF EDUCATION



الإمارات العربية المتحدة
وزارة التربية والتعليم



Lesson 6 My numbers

1 Trace and write.



For Training Only

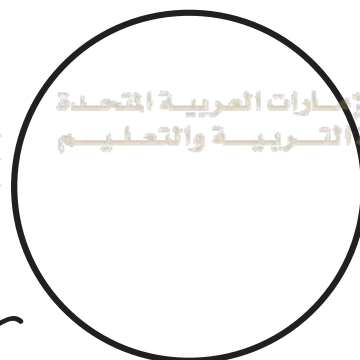

Three sets of handwriting practice lines. The first set shows a pencil writing a vertical line on the top line, with a dotted line for tracing. The second set shows a pencil writing a vertical line on the middle line, with a dotted line for tracing. The third set shows a pencil writing a horizontal line on the middle line, with a dotted line for tracing.

2 Colour 1 sun or 1 circle.

UNITED ARAB EMIRATES
MINISTRY OF EDUCATION



الإمارات العربية المتحدة
وزارة التربية والتعليم




Lesson 7 My English

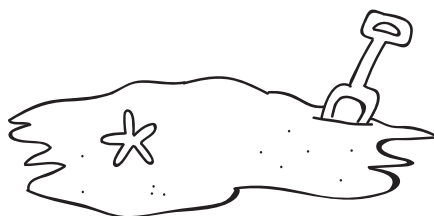
1 Trace and write.



2 Look and listen. Then circle the **s** words.




الإمارات المتحدة
وزارة التربية والتعليم

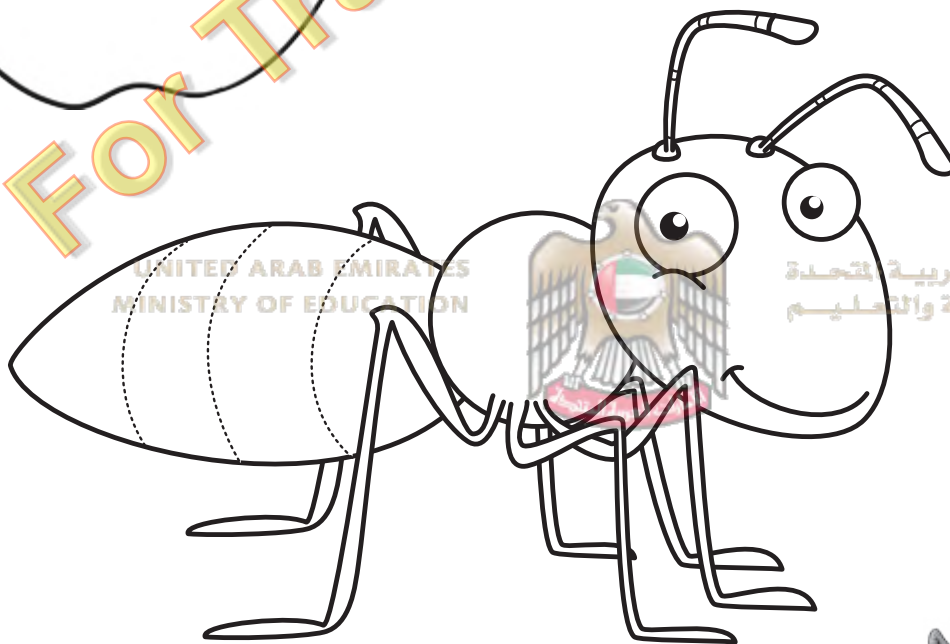


Lesson 9 My colours

1 Colour red.



For Training Only



UNITED ARAB EMIRATES
MINISTRY OF EDUCATION

الإمارات العربية المتحدة
وزارة التربية والتعليم




Lesson 10 My shapes

1 Follow the lines, draw and colour.



2 Find the squares. Then colour.



Lesson 11 My letters

1 Trace and write.




Aa



2 Colour.





UNITED ARAB EMIRATES
MINISTRY OF EDUCATION




الإمارات العربية المتحدة
وزارة التربية والتعليم

3 Look and circle.

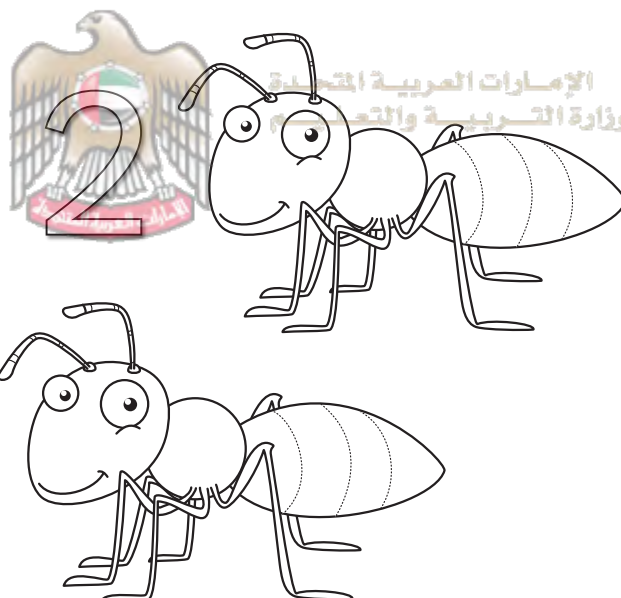



Lesson 12 My numbers

1 Trace and write.



2 Colour.




UNITED ARAB EMIRATES
MINISTRY OF EDUCATION



Lesson 13 My English



3 1 Listen and colour.




red



blue



2 Circle the odd one out. Then colour.



UNITED ARAB EMIRATES
MINISTRY OF EDUCATION



الإمارات العربية المتحدة
وزارة التربية والتعليم



Lesson 15 My letters

1 Trace and write.




Tt



2 Colour.

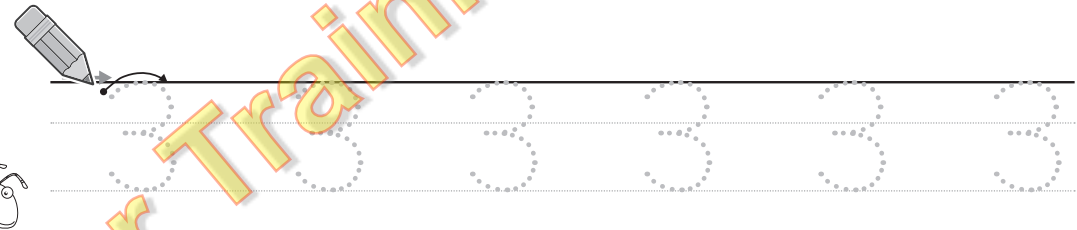


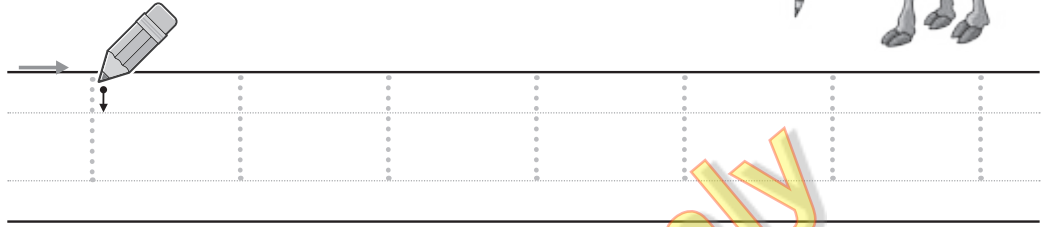
UNITED ARAB EMIRATES
MINISTRY OF EDUCATION

الإمارات العربية المتحدة
وزارة التربية والتعليم



Lesson 16 My numbers

1 Count, write and colour.



UNITED ARAB EMIRATES
MINISTRY OF EDUCATION




الإمارات العربية المتحدة
وزارة التربية والتعليم



Lesson 17 My English


1 Circle.
























UNITED ARAB EMIRATES
MINISTRY OF EDUCATION

الإمارات العربية المتحدة
وزارة التربية والتعليم

2 Follow the mazes.



3 Complete.




Lesson 18 My storytime



- 4 1 Listen to the story and number the pictures.

Look! The sun is shining!
The tiger is swimming in the sea
and the ant is walking on the sand.
Fun in the sun!




الإمارات العربية المتحدة
وزارة التربية والتعليم

- 2 Colour the pictures!

Lesson 19 Goodbye

1 Write.



2 Find the odd one out.




Our classroom

Lesson 1 Classroom things

1 Join the dots. Then colour.




2 Count and colour.



Lesson 2 My Alphabet

1 Trace, then copy.



For Training Only

UNITED ARAB EMIRATES
MINISTRY OF EDUCATION

الإمارات العربية المتحدة
وزارة التربية والتعليم

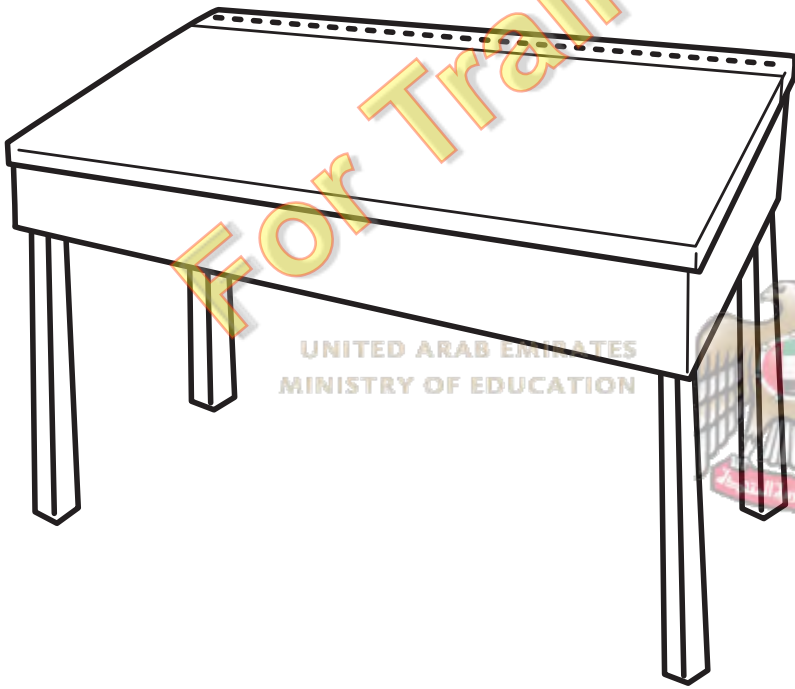

2 Copy.

Blank space for copying practice, featuring a wavy border and horizontal lines.



Lesson 3 My colours

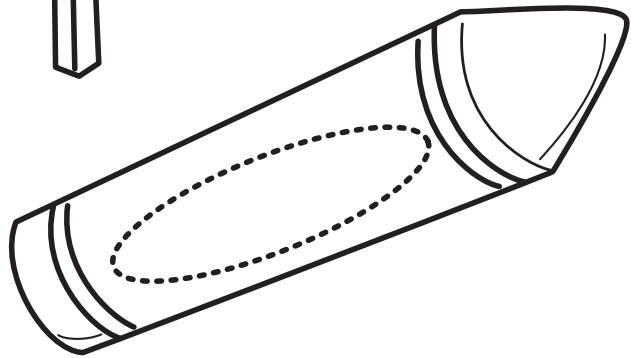
1 Colour yellow.



UNITED ARAB EMIRATES
MINISTRY OF EDUCATION



الإمارات العربية المتحدة
وزارة التربية والتعليم




Lesson 4 My shapes

1 Follow the lines and trace.



2 Now colour the triangles.

3 Find the triangles. Then colour.

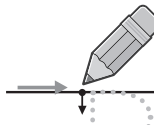
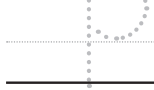
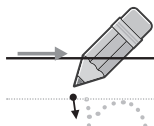
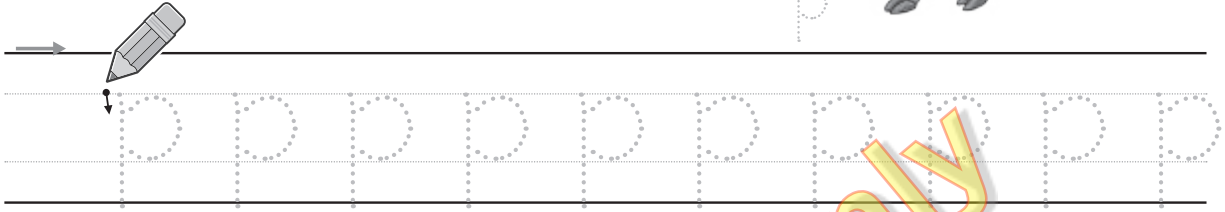


Lesson 5 My letters

1 Trace and write.



Pp





2 Colour and say the words.

UNITED ARAB EMIRATES
MINISTRY OF EDUCATION

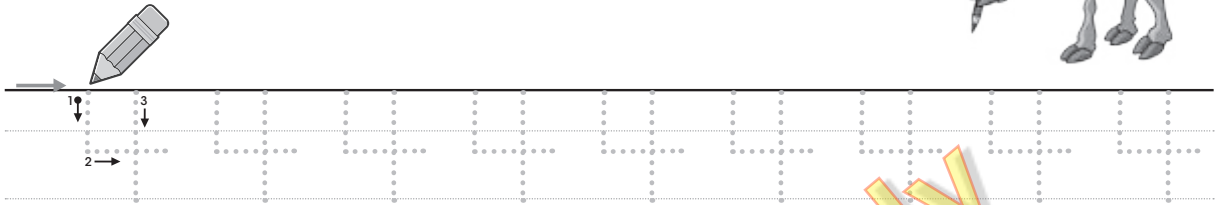


الإمارات العربية المتحدة
وزارة التربية والتعليم



Lesson 6 My numbers

1 Trace and write.

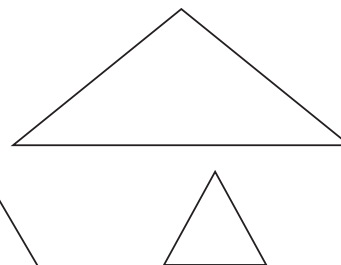
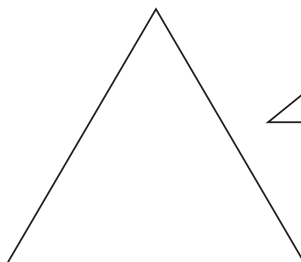
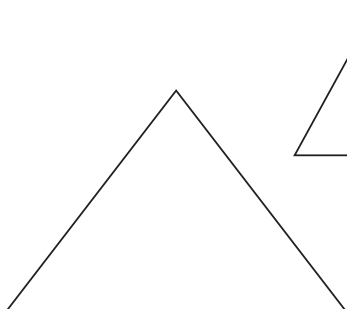
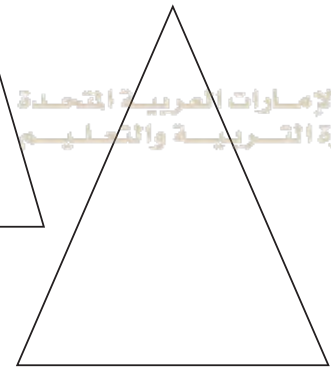

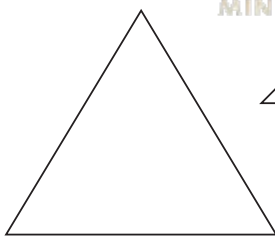


2 Colour four triangles.

UNITED ARAB EMIRATES
MINISTRY OF EDUCATION

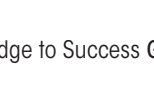



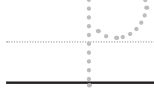
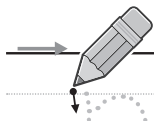
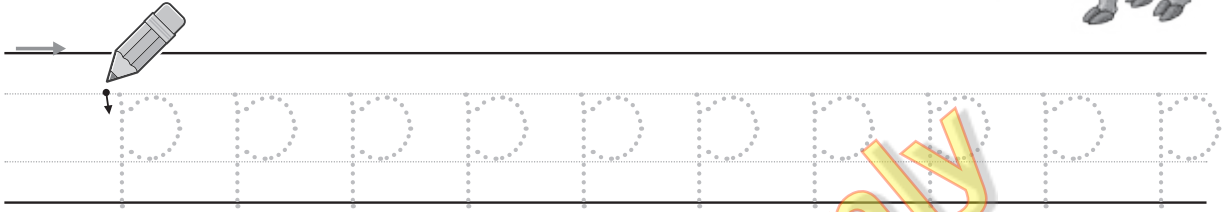


الإمارات العربية المتحدة
وزارة التربية والتعليم



Lesson 7 My English

1 Look, trace and write.


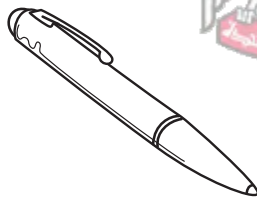





2 Look and listen. Then circle the **p** words.

UNITED ARAB EMIRATES
MINISTRY OF EDUCATION

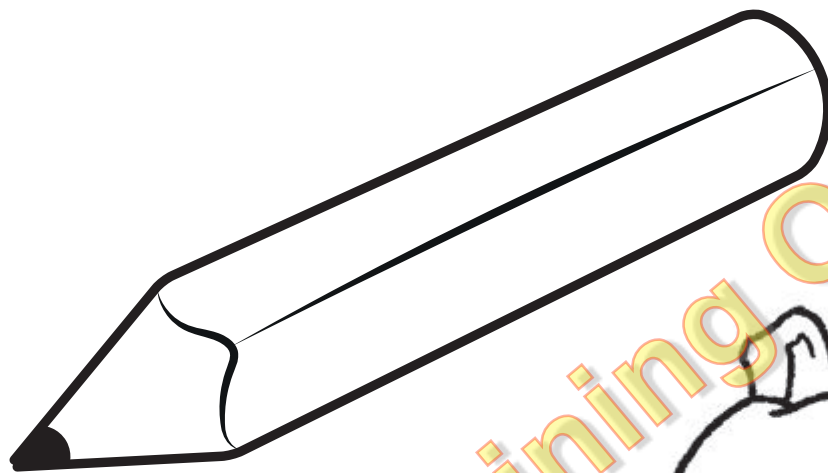


الإمارات العربية المتحدة
وزارة التربية والتعليم



Lesson 9 My colours

- 6 1 Look and colour yellow or green.

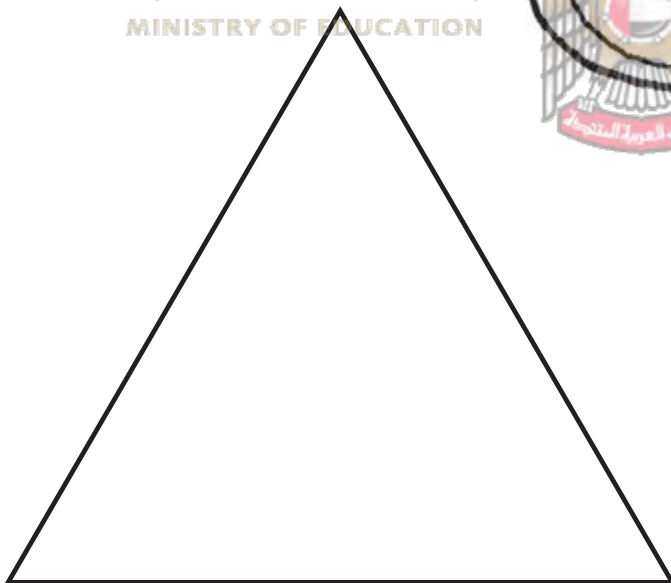


For Training Only

UNITED ARAB EMIRATES
MINISTRY OF EDUCATION

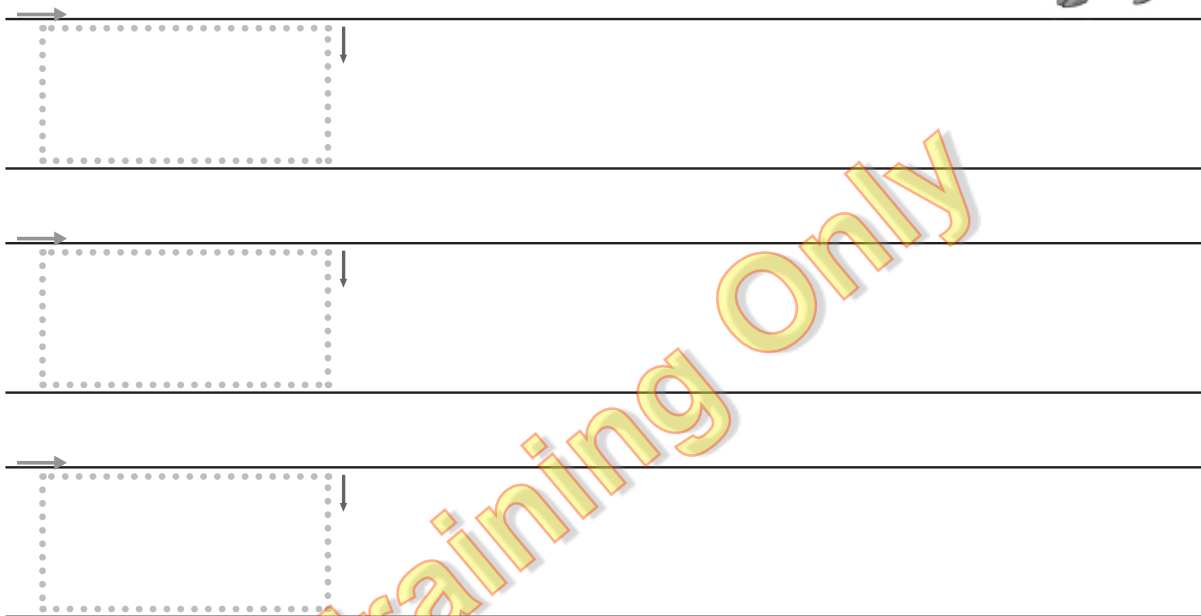



الإمارات العربية المتحدة
وزارة التربية والتعليم

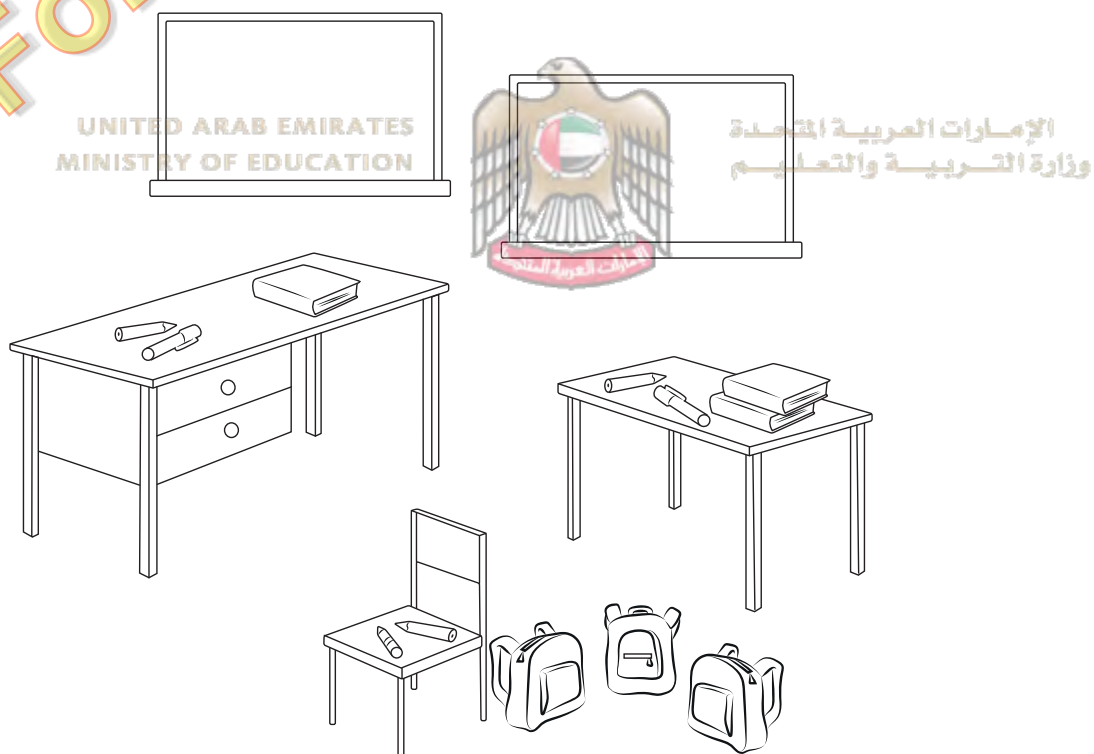


Lesson 10 My shapes

1 Follow the lines and copy.



2 Find the rectangles. Then colour.



Lesson 11 My letters

1 Trace and write.




Ii




2 Colour.

UNITED ARAB EMIRATES
MINISTRY OF EDUCATION



الإمارات العربية المتحدة
وزارة التربية والتعليم




gloob

insect


Lesson 12 My numbers

1 Trace and colour.




4

5



only

5



4

5

2 Match.

UNITED ARAB EMIRATES
MINISTRY OF EDUCATION



الإمارات العربية المتحدة
وزارة التربية والتعليم

four



4

five



5

Lesson 13 My English


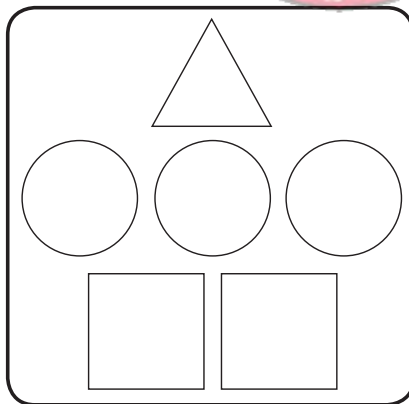
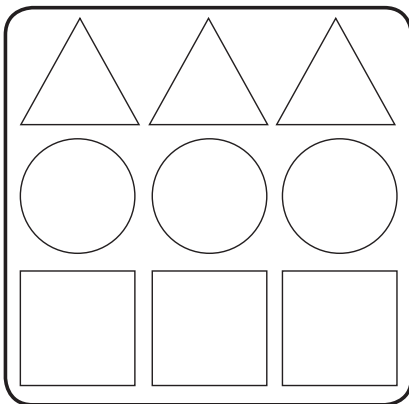

1 Draw and colour.



p

i

2 Listen and colour.




Lesson 15 My letters

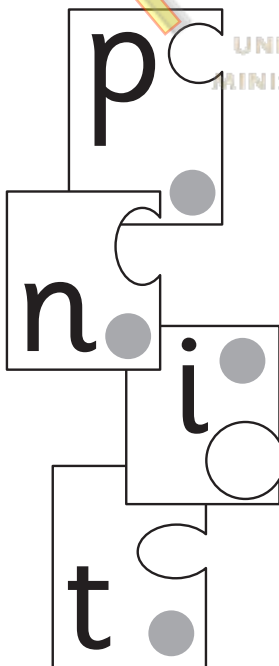
1 Look, trace and write.




Nn



2 Join the dots. Then colour.

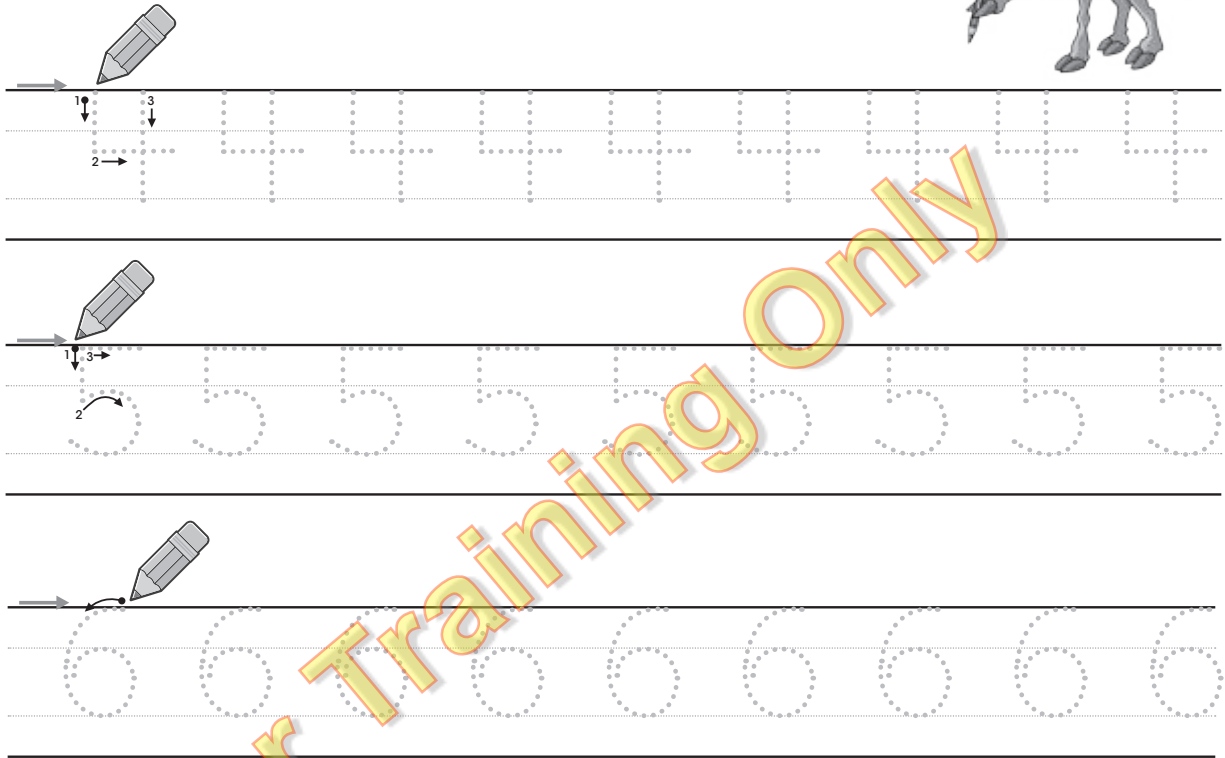


UNITED ARAB EMIRATES
MINISTRY OF EDUCATION

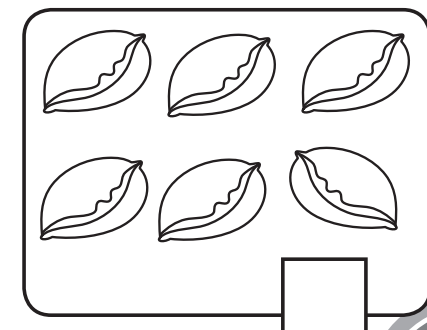

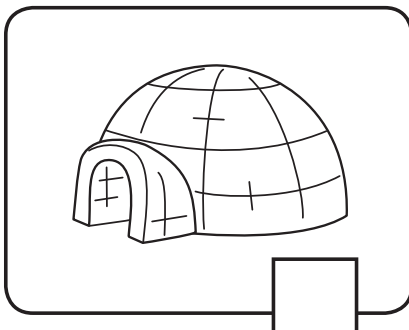
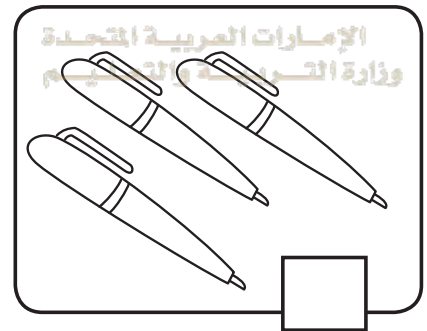




Lesson 16 My numbers

1 Write.




2 Count, write and colour.




Lesson 17 My English

1 Count, write and say.



Lesson 18 My storytime

- 8 1 Listen to the story and number the pictures.




- 2 Colour the story!

Lesson 19 Goodbye



9 1 Listen, draw and colour.



UNITED ARAB EMIRATES
MINISTRY OF EDUCATION



الإمارات العربية المتحدة
وزارة التربية والتعليم



Unit

3

Me and my family

Lesson 1 Me and my family

10 1 Listen and chant. Then draw and point.



For Training Only


UNITED ARAB EMIRATES
MINISTRY OF EDUCATION



الإمارات العربية المتحدة
وزارة التربية والتعليم

Lesson 2 My colours

11 1 Listen and colour.



a red circle




a yellow square



a blue circle



a green square



a white circle



a white square

12 2 Listen and point. Then point and say.

Lesson 3 My shapes

1 Follow the lines and trace.



2 Now colour the hearts.

3 Make the shape.



Lesson 4 My letters

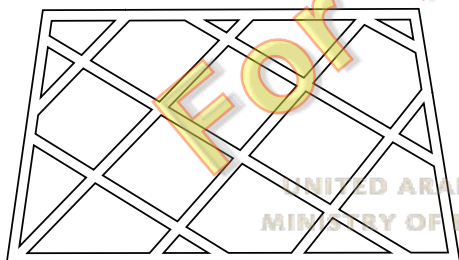
1 Trace and write.



Mm




2 Trace and colour.



mat



mango



Mum

Lesson 5 My numbers

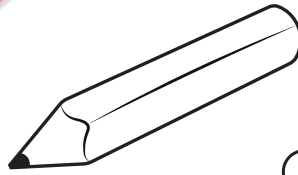
1 Trace and write.



2 Colour and trace.



iger




pencil



penguin




eddy



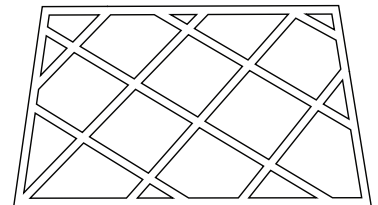
ircle



mango



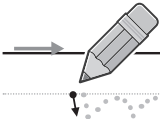
quare




mat

Lesson 6 My English

1 Trace and write.



m m m m m m m m



M M M M M M M M






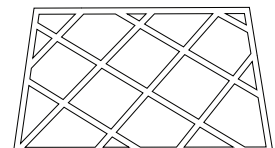
m at m an go



M um um







UNITED ARAB EMIRATES
MINISTRY OF EDUCATION



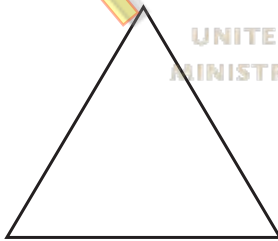
13 2 Look and listen. Then circle the **m** words.

Lesson 8 My colours

14 1 Listen and point. Then say.




15 2 Listen and colour. Then draw.



UNITED ARAB EMIRATES
MINISTRY OF EDUCATION



الإمارات العربية المتحدة
وزارة التربية والتعليم



Lesson 9 My shapes

1 Trace and colour.



2 Circle the stars and hearts. Count and circle in the table.

For Training Only

UNITED ARAB EMIRATES
MINISTRY OF EDUCATION

الإمارات العربية المتحدة
وزارة التربية والتعليم

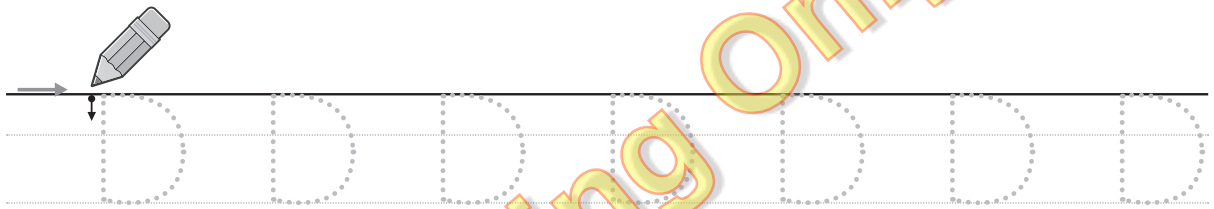
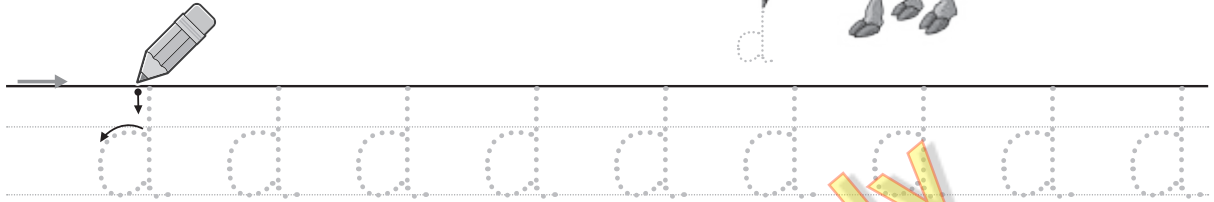
Circles	1	2	3	4	5	6	7	8	9
Hearts	1	2	3	4	5	6	7	8	9

Lesson 10 My letters

1 Trace and write.



Dd



2 Colour and trace.




duck



doll

16 3 Listen and point.
Then listen and chant.



Lesson 11 My numbers


1 Trace and write.




Tracing practice lines for the number 8. The first row shows a sequence of dotted 8s for tracing, with a pencil icon indicating the starting point and direction. The second row shows a single dotted 8 for tracing, followed by blank lines for independent writing. A large diagonal watermark reads "For Training Only".

2 Count and colour.

UNITED ARAB EMIRATES
MINISTRY OF EDUCATION



الإمارات العربية المتحدة
وزارة التربية والتعليم




Lesson 12 My English



17 **1** Listen and match. Then say.

1 2 3 4



2 Look and say. Circle the **a** words.



UNITED ARAB EMIRATES
MINISTRY OF EDUCATION

الإمارات العربية المتحدة
وزارة التربية والتعليم

3 Count and say.



Lesson 13 My letters


1 Trace and write.




Gg



18 2 Listen and say. Then colour.



goat



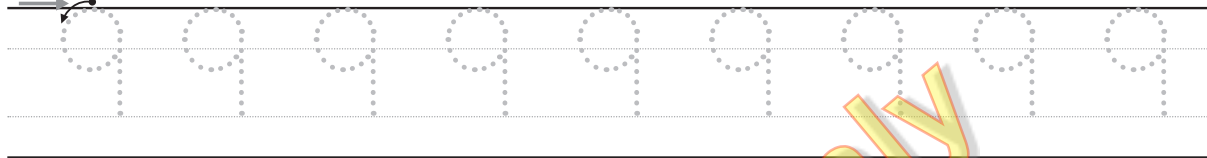

gorilla



gift

Lesson 14 My Numbers

1 Trace and write.



19 2 Listen. Then draw and say.

For Training Only

UNITED ARAB EMIRATES
MINISTRY OF EDUCATION



الإمارات العربية المتحدة
وزارة التربية والتعليم



Lesson 15 My letters

1 Trace and write.




Oo


For Training Only

range octopus

20 2 Listen, say and colour.



orange



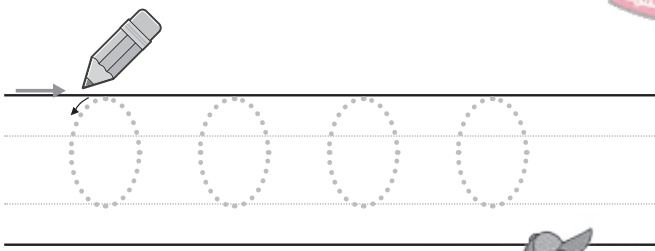




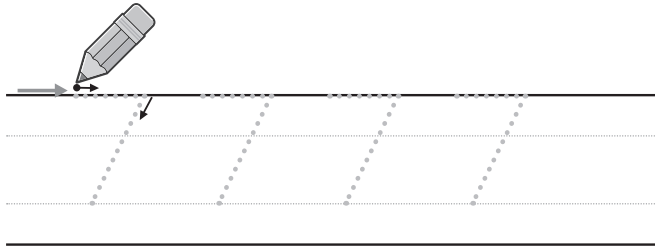
octopus



olive


Lesson 16 My Numbers

1 Write and draw. Then count and say.




Lesson 17 My English

1 Look and say. Circle the **g** words. Colour the **o** words.




orange



octopus



olives



goat



gorilla



gift

UNITED ARAB EMIRATES
MINISTRY OF EDUCATION

الإمارات العربية المتحدة
وزارة التربية والتعليم



21 2 Listen and circle. Then count and say.

1 Yes / No

2 Yes / No


3 Yes / No



Lesson 18 My storytime



22 **1** Listen and match. Write 1, 2, 3 and 4.


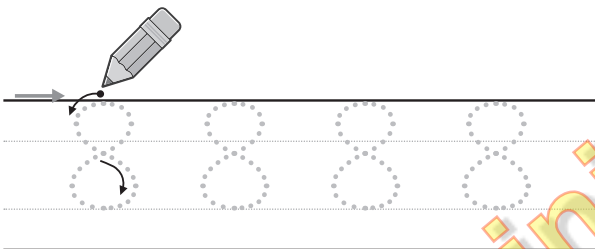
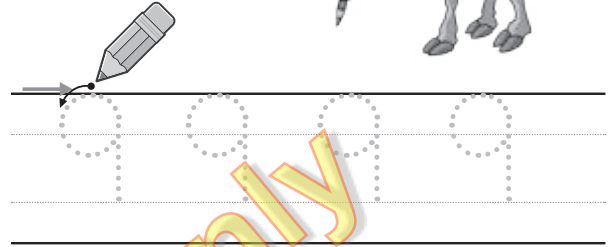
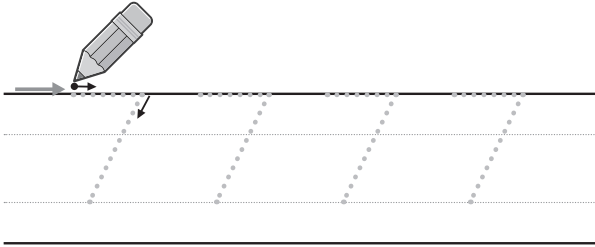


2 Colour the pictures!

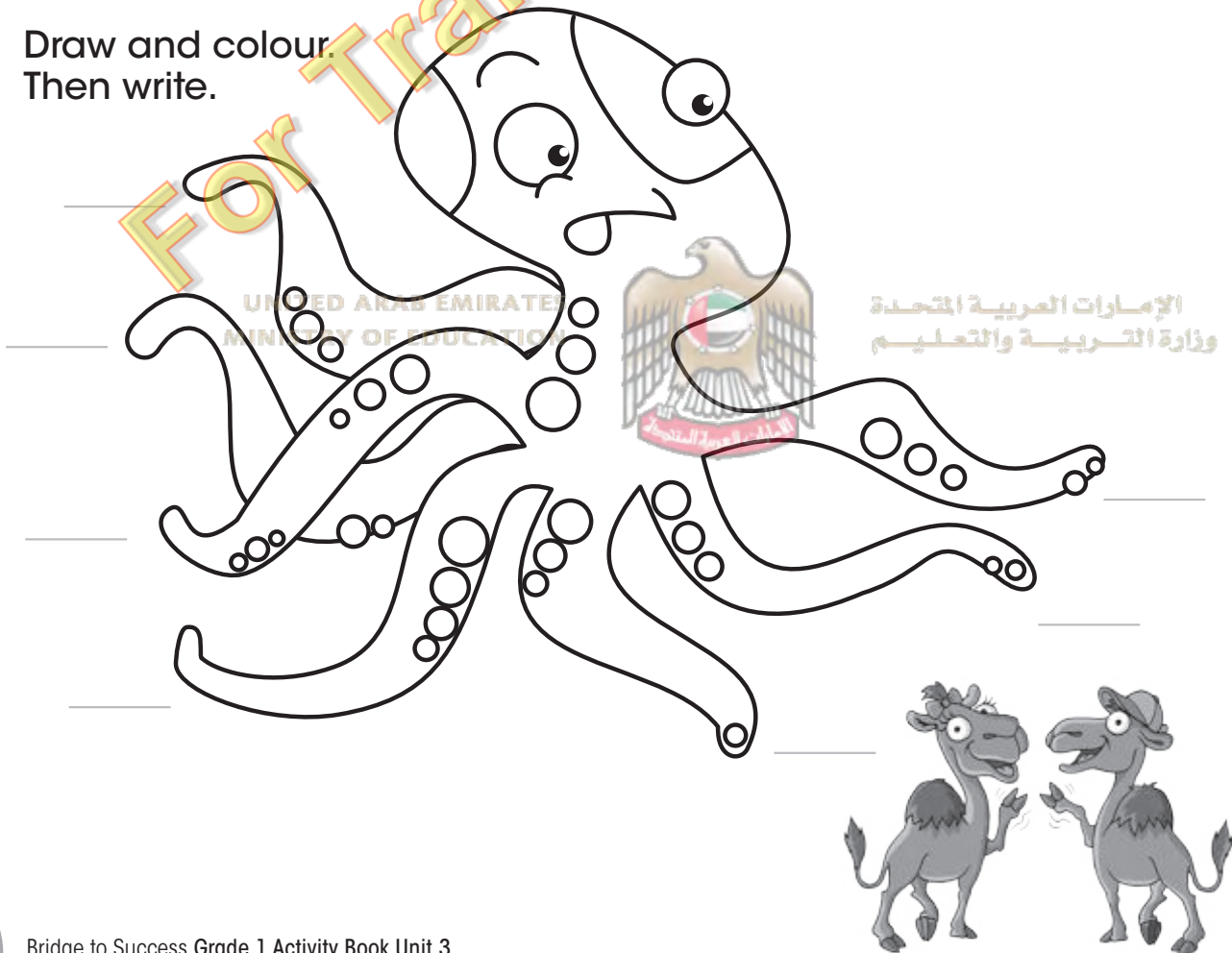


Lesson 19 Goodbye

1 Write.



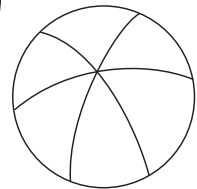





2 Draw and colour. Then write.



My toys

Lesson 1 Look at the toys!

23 1 Listen and circle.



24 2 Listen and join the pairs.

UNITED ARAB EMIRATES
MINISTRY OF EDUCATIONالإمارات العربية المتحدة
وزارة التربية والتعليم

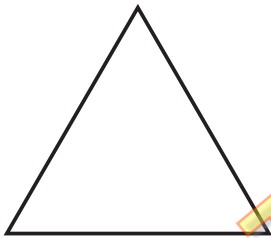
Lesson 2 My colours

25 **1** Listen and colour.




orange

triangle



black

gift



blue

doll



orange

ball

2 Look and match.

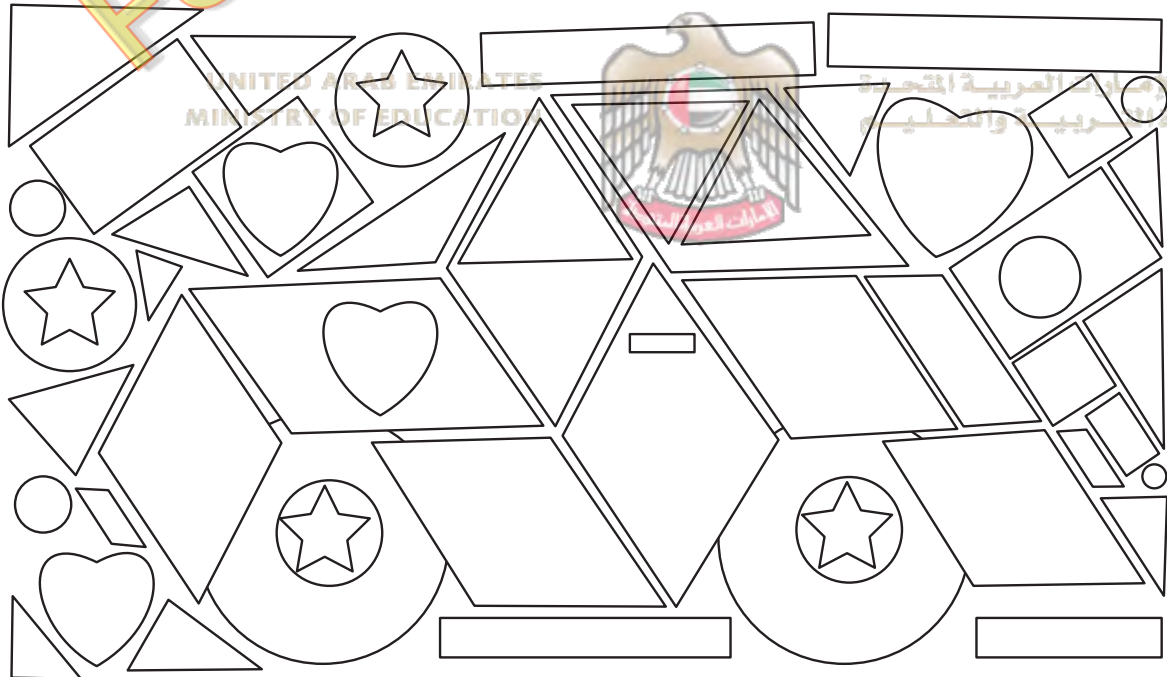
Lesson 3 My shapes

1 Follow the lines and trace.



2 Draw toys in the diamonds.

3 Colour the diamonds.



Lesson 4 My letters

1 Trace and write.



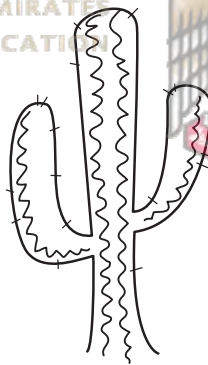
Cc



2 Write. Then colour.



black
cat



green
cactus



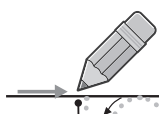

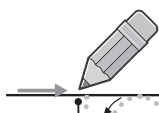
الإمارات العربية المتحدة
وزارة التعليم



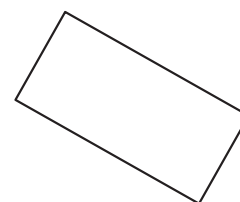

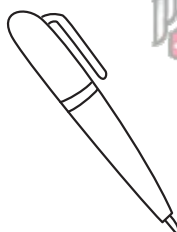


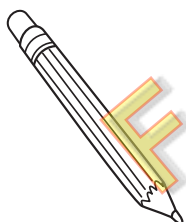
yellow
camel

Lesson 5 My numbers

1 Trace and write.



2 Colour 10 items.



Lesson 6 My English



1 Write. Then match.

p

g

i


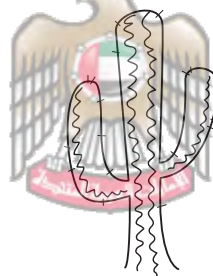

c



2 Look, listen and trace. Then circle the c words.




UNITED ARAB EMIRATES
MINISTRY OF EDUCATION



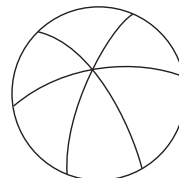
doll diamond cactus camel



cat



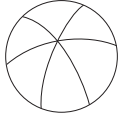


car



ball

Lesson 7 My words

26 1 Look, listen and match.



boat

car

bicycle

plane

ball




panda

27 2 Listen and colour.

UNITED ARAB EMIRATES
MINISTRY OF EDUCATION



الإمارات العربية المتحدة
وزارة التربية والتعليم


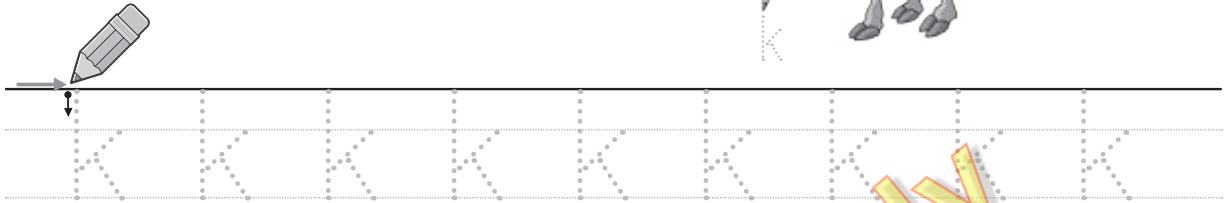


Lesson 8 My letters


1 Trace, write and colour.



Kk

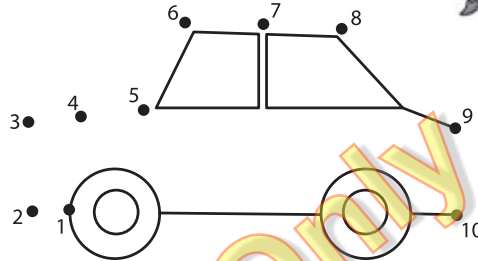
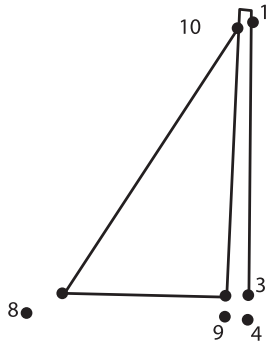


2 Colour.



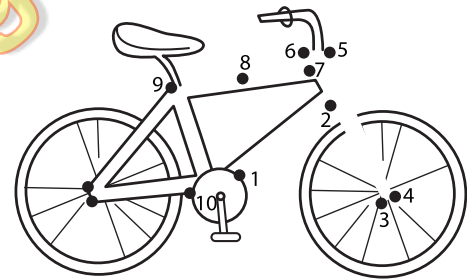
Lesson 9 My colours

1 Join the dots. Then colour and match.

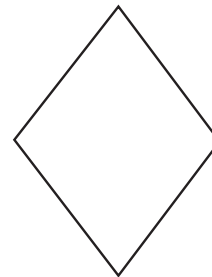




7 •

• 6



28 2 Listen and colour. Then say.

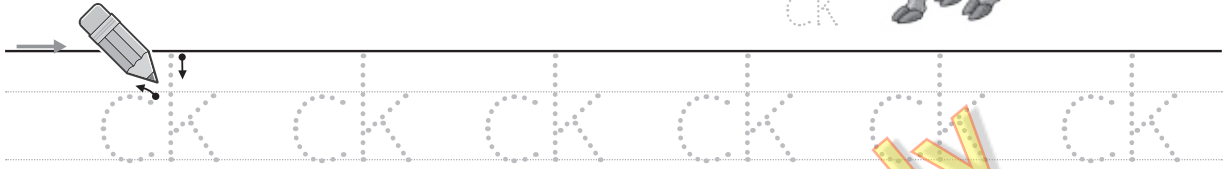


Lesson 10 My letters


1 Trace, write and colour.



ck



29 2 Listen and circle. **ck** or **s**?



ck s

UNITED ARAB EMIRATES
MINISTRY OF EDUCATION




ck s



الإمارات العربية المتحدة
وزارة التربية والتعليم



ck s



ck s



ck s

Lesson 11 My numbers

1 Trace and write.



For Training Only


Tracing practice lines for the number 1. The first row shows a pencil icon and a dotted line for tracing. The second row shows a pencil icon and a dotted line for tracing. The third row shows a pencil icon and a dotted line for tracing. The fourth row shows a pencil icon and a dotted line for tracing.

2 Colour.



Lesson 12 My English

30 **1** Listen and colour.



2 Draw and colour.

My favourite toy
is a / an

UNITED ARAB EMIRATES
MINISTRY OF EDUCATION



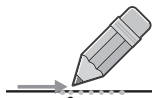
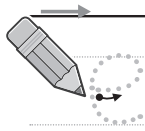

الإمارات العربية المتحدة
وزارة التربية والتعليم

Lesson 14 My letters

1 Trace and write.

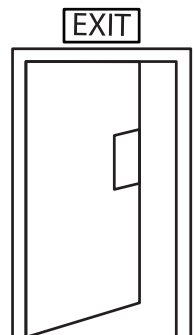
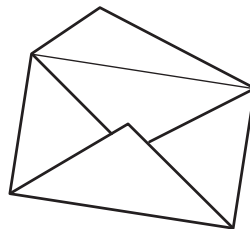




Ee



lephant exit gg

2 Colour and say. Then write.



lephant

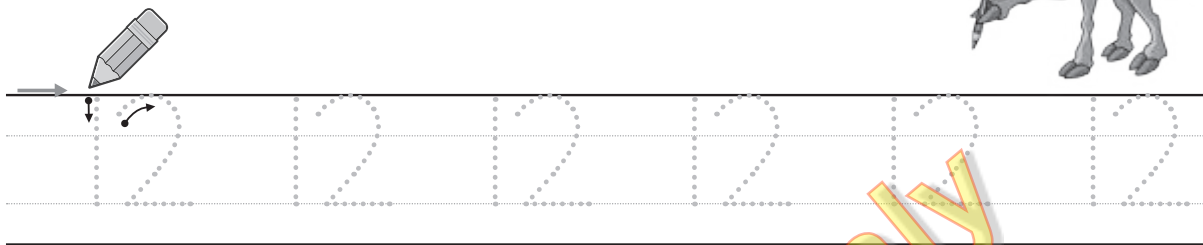
egg

envelope


exit

Lesson 15 My numbers

1 Trace and write.

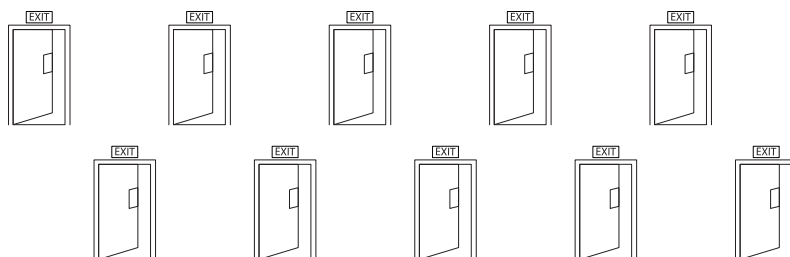



2 Colour, count and say.



UNITED ARAB EMIRATES
MINISTRY OF EDUCATION

الإمارات العربية المتحدة
وزارة التربية والتعليم

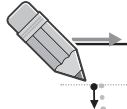


Lesson 16 My letters

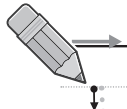
1 Trace and write.



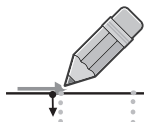
Uu



u u u u u u u u



u





u u u u u u u u






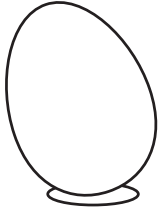
p mbrella n der

31 2 Say and colour. Then listen and point.


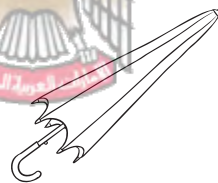



Lesson 17 My English

32 1 Say and colour. Then listen and point.



33 2 Listen and circle.



الإمارات العربية المتحدة
وزارة التربية والتعليم

Lesson 18 My storytime




34 **1** Listen and circle. Then say.



2 Colour. Then say.

Lesson 19 Goodbye

1 Find and colour.



2 Count and say.

