

Activity 1

A. Look and answer the questions.
Students answer the questions by looking at the pictures and using the word I grammar patterns.

Answers:

1. Where is the chair?
2. Where is the table?
3. Where is the chair?
4. Where is the table?
5. Where is the chair?
6. Where is the chair?
7. Where is the chair?

B. Read and write. Use the words in each way.

Students look at the pictures of the three things. Then they read the word and write sentences using the pictures and the word I grammar patterns to help them.

Answers:

1. I is the table, or it is the chair.
2. It is the chair, or it is the table.
3. It is the chair, or it is the table.

C. Look and choose.

Students look at the pictures and write the word sound for each.

Answers:

1. long a
2. long e
3. short i
4. long e

D. Does it have a long vowel sound?

Listen and write ✓ or ✗.

Students listen to the words and write a ✓ if the word has a long vowel sound and an ✗ if not.

Answers:

1. ✗
2. ✗
3. ✓
4. ✓

Activity 2

A. Look and answer the questions.



1. Who is the father?
2. Who is the mother?
3. Who is the father?
4. Who is the mother?
5. Who is the father?
6. Who is the mother?
7. Who is the father?

Write the names of the people in the family.

B. Read and write. Use the words in each way.



Write the words in the boxes.

E. Does it have a short vowel sound? Listen and write ✓ or ✗.

Students listen to the words and write a ✓ if the word has a short vowel sound and an ✗ if not.

Answers:

1. ✗
2. ✗
3. ✓
4. ✓

A. 1. Look and write.
Students write the names for each of the pictures.

Answers:

1. glue
2. tune
3. bug

2. Listen and circle the words with the same u sound.

Students listen to the words and circle the words with the same u sound.

Answers:

1. tune, June
2. gum, hut
3. duck, up
4. sun, fun
5. cute, tube
6. Sue, blue

B. Look and write.

Students look at the pictures and write the correct verb phrase for each.

Answers:

1. take the subway
2. ride a bike
3. take a bus
4. take a taxi

C. What do Tom and his family enjoy about France in Beautiful Days in Paris on page 11?

Students read the question and circle the words in the alphabet puzzle that answer the question.

Answers:

They enjoy the lovely French landscapes and great food.

D. Read and circle.

Students circle the word(s) to complete the sentence that matches the picture.

Right Activities

A. 1. Look and write.

1



2



3



2. Listen and circle the words with the same u sound.

1

tune

2

flute

3

blue

4

sun

5

spun

6

Sue

run

gum

duck

glue

cute

blue

June

hut

up

fun

tube

bus

B. Look and write.

1



2



take a taxi
take the subway
take a bus
ride a bike

3



4



I need your help.
Can you help me to
find the answer to
this question?

C. What do Tom and his family enjoy about France in Beautiful Days in Paris on page 11?

14



h i l t h e y o m i e n j o y r w s t h e o k u i l o v e l y u t y f r e n c h p u

Answers:

1. I take the subway to school.
2. I ride a bike to school.
3. I walk to school.
4. I take a bus to school.

E. Look and choose.

Students circle the names for each of the pictures.

Answers:

1. a bus
2. a train
3. an airplane
4. a ship
5. a bike
6. a taxi
7. a car
8. the subway

A. 1. Find and circle three words with short vowel sounds.
Students circle three words in the puzzle for each vowel sound.

Answers:

- Short a: map, cat, bag
- Short e: pen, bed, net
- Short i: sit, fish, sick
- Short o: box, mop, sock
- Short u: nut, gum, bus

2. Listen and circle the words with long vowel sounds.

Students listen to the words and circle the words with long vowel sounds.

Answers:

- May, lake, paint
- bee, feet, tea
- kite, bike, light
- home, boat, note
- blue, Sue, tube

B. Look and write true or false.

Students write true if the sentence and picture matches and false if it doesn't.

Answers:

- false
- true
- false
- true

C. What is the moral of Slow and Steady Wins the Race on page 5?

Students read the question and circle the words in the alphabet puzzle that answer the question.

Answers:

He who keeps going wins the race.

D. Read and number the pictures.

Students match the sentences and pictures together by writing the number of the sentence in the box of the correct picture.

Answers:

- picture 4

Right Activities





A. 1. Find and circle three words with short vowel sounds.

Short a: (n s m a p h i c a t y b a g e u t)
Short e: (p e n b y b e d m n e t h e v e t)
Short i: (d b d s g v i t f i s h d a v e k)
Short o: (p t b o s m m o p g i s o c k u a)
Short u: (a p i s n u t e y g u m z h u e r)

2. Listen and circle the words with long vowel sounds.

1. May lake jam paint
2. bee bed feet tea
3. kite bike light fish
4. home boat box note
5. run blue Sue tube

B. Look and write true or false.

- John is older than his dad. _____ 
- The giraffe is taller than the bear. _____ 
- The bus is faster than the airplane. _____ 
- The car is bigger than the bike. _____ 



C. What is the moral of Slow and Steady Wins the Race on page 5?

abcdefghijklmnopqrstuvwxyz

- picture 1
- picture 2
- picture 6
- picture 5
- picture 3

E. Read and write the sentences.

Students write sentences using the group of words and the Unit 1 grammar patterns.

Answers:

- The referee is younger than the basketball player.
- The cat is shorter than the bear.
- The mouse is smaller than the dog.
- The basketball court is bigger than the scoreboard.

chat, green
hat, green
desk, light
man, green
act, green

E. Does the underlined word have a long or short u sound? Read and circle.

Students read the sentences. Then they read the underlined word. Students circle whether the underlined word has a short or long u sound.

Answers:

1. short u
2. long u

chat, green
hat, green
desk, light
man, green
act, green

E. Does the underlined word have a long or short u sound? Read and circle.

Students read the sentences. Then they read the underlined word. Students circle whether the underlined word has a short or long u sound.

Answers:

1. short u
2. long u

A. Write sentences. Use the words from the box.

Students look at the pictures and write a sentence about each using the words from the box and Unit 2 grammar patterns.

Answers:

1. I never clean my room.
2. I usually jump rope.
3. I sometimes go in the store.
4. I always goes to bed.

B. Look at A. Write the questions and answers.

Students refer back to exercise A. Then they write the question and answer for each using the Unit 2 grammar patterns.

Answers:

1. How often does she clean her room? She never cleans her room.
2. How often does she jump rope? She usually jumps rope.
3. How often does he go to the store? He sometimes goes to the store.
4. How often does he go to bed? He always goes to bed.

C. Listen and write the vowel sound.

Students listen to the words and write the letter of the vowel sound they hear in the box next to the picture.

Answers:

- toast, long o
bite, long i
five, long i
me, long e
top, short o
cap, short a
cup, short u
bike, long i
cube, long u
kitten, short i
bed, short e

A. Write sentences. Use the words from the box.

always usually sometimes never



B. Look at A. Write the questions and answers.

1. How often does she clean her room?



soap, long o
hen, short e
music, long u
boat, long o

D. Color each square according to the vowel sound you hear in the word.

Students read the color and vowel bar at the top. Then read the words and color the word according to its vowel sound following the chart at the top.

Answers:

- snow, purple
soap, purple
aim, red
date, red
may, red
make, red
cape, red
coat, purple
grow, purple
five, pink
time, pink

- glue, orange
mine, pink
kid, brown
sit, brown
bee, yellow
log, blue
pop, blue
pen, light green
he, yellow
see, yellow
blue, orange

A. Complete the conversation. Use the words below.

Students complete the conversation using the words from the box and the pictures to help them.

Answers:

What do you have in your lunchbox?
I have lunchmeat sandwiches.

Do you have any fruit?

Yes, I have some grapes and cherries.

Do you have any sweets?

No, I haven't any sweets, but I have some chips.

Can I have some?

What's the matter?

Are you hungry?

Yes, I am!

B. Read, look and answer.

Students answer the questions using the answers from the boxes above.

Answers:

1. Yes, they have some.

2. No, she hasn't any.

3. No, he hasn't any.

4. Yes, she has some.

C. Complete the sentences. Write sh or ch.

Students write sh or ch to complete the words in the sentences.

Answers:

1. There was a big splash when Jan dived in the pool.

2. March is the third month of the year.

3. Mrs. Bell is the best teacher in the school.

4. Shut the door when you leave.

5. We used a knife to chop the peppers.

6. Aunt Jo went shopping at the mall.

D. Answer each riddle with a ch or sh word.

Students read the riddles and answer

A. Complete the conversation. Use the words below.

sweets, chips, some, lunch meat, hungry, any, grapes, matter, cherries

What do you have in your lunchbox?

I have _____ sandwiches

Do you have _____ fruit?

Yes, I have some _____ and _____

Do you have any sweets?

No, I haven't any _____, but I have some _____

Can I have _____?

What's the _____? Are you _____?

Yes, I am!

B. Read, look and answer.

Yes, they have some.

No, he hasn't any.

Yes, she has some.

No, she hasn't any.



1. Do they have any milkshakes?

2. Does she have any potatoes?

3. Does he have any salad?

4. Does she have any fruit?

the questions using a word that has ch or sh.

Answers:

1. lunch

2. fish

E. Unscramble the letters to make words with a ch sound.

Students unscramble the letters and write the words on the lines.

Answers:

1. peach

2. chili

3. watch

4. bench

5. match

6. catch

Students start at the beginning of the puzzle and reach the end of it by following the voiced th words.

that, they, this, father, mother,
brother

Students circle the correct pronoun to complete the sentence.


1. His cap flies away.
2. Their pets have fun.
3. My pet wins the race.
4. Our feet hurt.

Students read the question and circle the words in the alphabet puzzle that answer the question.

The name of Julia's school is London Court School.

Student read the clues in the sentences and write the season for each using the Unit 4 grammar patterns.

1. It's summer.
2. It's winter.
3. It's autumn.
4. It's spring.
5. It's winter.
6. It's summer.
7. It's spring.



1



His cap flies away.

Our

2



Their pets have fun.

Her

3



My pet wins the race.

Your

4



Our feet hurt.

His

C. What's the name of Julia's school in *Helen and Stella Get an Email* on page 29?

Students unscramble and write the question. Then they answer the question using the words from the box and the Unit 4 grammar patterns.

1. What's the weather like in winter? It's cold.
2. What's the weather like in summer? It's hot.
3. What's the weather like in autumn? It's cool.
4. What's the weather like in spring? It's warm.

A. 1. Look and write ch, tch, or sh.
Students write the correct group of letters to complete the word that matches the picture.

Answers:

1. chicken
2. peach
3. fish
4. watch
5. shell
6. witch
7. kitchen
8. beach
9. shop

B. Look and write.

Students write a little or a few to complete the sentences.

Answers:

1. There are a few bananas in the fridge
2. There's a little orange juice.
3. There is a little water in the glass
4. There is a little chocolate cake.
5. There's a little sugar.
6. There are a few apples in the bowl

C. What color gloves did the shopkeeper have in Picky Shopper on page 23?

Students read the question and circle the words in the alphabet puzzle that answer the question.

Answers:

The shopkeeper had purple, green and blue gloves.

D. Read and circle.


Students read the question and circle the correct answer for each using the pictures to help them.

Answers:

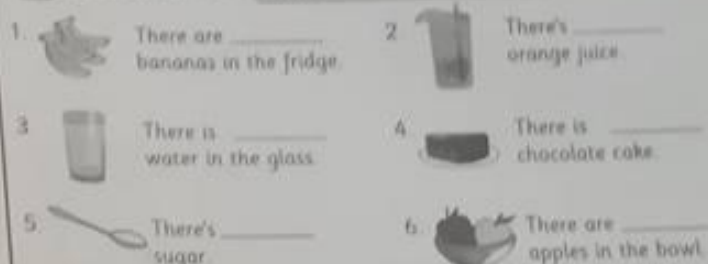
1. No, they don't have any.
2. Yes, she has some.
3. No, they don't have any.
4. No, she hasn't any.

Right Activities

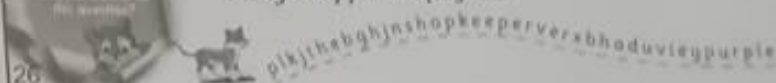
A. 1. Look and write ch, tch, or sh.



B. Look and write. a little a few



C. What color gloves did the shopkeeper have in Picky Shopper on page 23?



E. Read the first sentences carefully. Are the second sentences right or wrong? Write ✓ or X.

Students read each sentence and write a ✓ if the sentence makes sense and an X if not.

Answers:

1. X
2. ✓
3. ✓
4. X
5. ✓

A. 1. Which pictures have the same -y sound? Circle.
Students read the word at the top and then circle the words and pictures that have the same final -y sound.

Answers:

sky: cry, July, shy

candy: party, bunny, baby, sunny

B. Do both words have the same -y sound? Listen and write ✓ or X.
Students write a ✓ if both words have the same final -y sound and an X if not.

Answers:

1. ✓
2. X
3. ✓
4. X
5. ✓
6. ✓

C. What things are in the yard in Tom Lives in a House on page 41?

Students read the question and circle the words in the alphabet puzzle that answer the question.

Answers:

There is a swing and slide in the yard.

D. Look, read and answer.

Students answer the questions using the pictures and the Unit 5 grammar patterns.

Answers:

1. Is there a bathtub behind the toilet? No, there aren't.
2. Are there books in front of the door? No, there aren't.
3. Is there a telephone next to the sink? Yes, there is.

E. Look and answer.

Students complete the questions


Right Activities

A. 1. Which pictures have the same -y sound? Circle.



B. Do both words have the same -y sound? Listen and write ✓ or X.

- | | | | | | |
|--------|-----|--------------------------|----------|-------|--------------------------|
| 1. fly | try | <input type="checkbox"/> | 2. funny | cry | <input type="checkbox"/> |
| 3. dry | sly | <input type="checkbox"/> | 4. my | honey | <input type="checkbox"/> |
| 5. why | buy | <input type="checkbox"/> | 6. runny | candy | <input type="checkbox"/> |



C. What things are in the yard in Tom Lives in a House on page 41?

44

and then answer them using the pictures and the Unit 5 grammar patterns.

Answers:

1. Where is the bike? It's in the garage.
2. Where is the TV? It's in the living room.
3. Where is the bed? It's in the bedroom.
4. Where is the washing machine? It's in the basement.

Review 4

pages 36 – 37

A. Read and write the season. Number the pictures.

Students read the clues and write the correct season. Then they match the sentences and pictures together by writing the number of the sentence in the box of the correct picture.

Answers:

1. It's winter. (picture 3)
2. It's summer. (picture 4)
3. It's autumn. (picture 1)
4. It's spring. (picture 2)

B. Unscramble and write.

Students unscramble the letters and write the words on the lines.

Answers:

1. spring
2. summer
3. autumn
4. winter

C. Match and write the words.

Students match the words to the correct pictures and then they write the words on the lines.

Answers:

1. cold
2. warm
3. hot
4. cool
5. cloudy

D. Look and choose.

Students look at the pictures and circle the name for each.

Answers:

1. bath
2. Thursday
3. mother
4. thirsty

E. Does the word have a voiced th sound? Listen and write ✓ or X.

Students listen to the words and write

Review 4

A. Read and write the season. Number the pictures.






1. It is cold. There is snow on the ground. The trees are bare of leaves. It's _____
2. It is hot. The sun is shining, and there are so many flowers and plants to see. We are playing in the yard. It's _____
3. It is cool. The leaves on the tree are turning brown. We like to play in the leaves. It's _____
4. It is warm. The flowers and plants are growing. There are baby birds in the tree. It's _____



B. Unscramble and write.

1. rispng _____
2. mersum _____
3. ntaum _____
4. reniwt _____

C. Match and write the words.

cloudy	cool	cold	warm	hot
				
1 _____	2 _____	3 _____	4 _____	5 _____

36

a ✓ if the word has a voiced th sound and an X if not.

Answers:

1. X
2. ✓
3. ✓
4. ✓

F. Does the word have a voiceless th sound? Listen and write ✓ or X.

Students listen to the words and write a ✓ if the word has a voiceless th sound and an X if not.

Answers:

1. X
2. ✓
3. ✓
4. ✓

Unit 6

pages 50 – 51

A. 1. Circle and write.

Students circle and write the correct letter blend to complete the word.

Answers:

1. sleep
2. airplane
3. clown
4. plate
5. slide
6. flag

B. Look, listen and choose.

Students circle the correct letters for the names of each of the pictures.

Answers:

1. gl
2. bl
3. cl
4. fl

C. What does Stella recommend in I Love My Garden! on page 47?

Students read the question and circle the words in the alphabet puzzle that answer the question.

Answers:

Stella recommends everyone to start a garden.

D. Look and write ✓ or X. Then write.

Students look at the pictures and write a ✓ or X for must or mustn't. Then they write a sentence about the picture using the Unit 6 grammar patterns. Student answers may vary.

Answers:





1. must ✓ She must study better.
2. mustn't X He mustn't stand under the hot sun.
3. must ✓ You must be quiet.
4. must ✓ She must brush her hair.

Right Activities



A. 1. Circle and write.

1.  sl _____ eep	2.  fl air _____ ane	3.  cl _____ own
4.  pl _____ ate	5.  fl _____ ide	6.  pl _____ ag

B. Look, listen and choose.

1.  gl fl bl	2.  cl bl sl
3.  cl gl fl	4.  fl sl gl

C. What does Stella recommend in I Love My Garden! on page 47?

50   *hijkstellamufqrecommendsfxcsoeeveryoneok*

E. Look and write.

Students write the months using the code of shapes and letters in the box.

Answers:

1. January
2. July
3. February
4. August
5. March
6. September
7. April
8. October
9. May
10. November
11. June
12. December

Unit 7

pages 62 – 63

A. 1. Look and write the beginning sound for each word.
Students write the initial letter of the word for each of the pictures.

Answers:

1. a
2. b
3. j
4. c
5. d
6. l
7. y
8. h
9. v
10. w

2. Listen and match.

Students listen to the words and match to the correct initial letters.

Answers:

1. pen, p
2. mouse, m
3. rabbit, r
4. nurse, n
5. zoo, z
6. umbrella, u

B. Read and choose.

Students circle the correct word to complete the sentence.

Answers:

1. Our teacher likes us.
2. Can you see me?
3. I don't like snakes, but my brother likes them.
4. My friends likes me.

C. Where was the playground in the The New boy in School on page 59?

Students read the question and circle the words in the alphabet puzzle that answer the question.

Answers:

The playground was behind the school.

Right Activities

A. 1. Look and write the beginning sound for each word.



2. Listen and match.

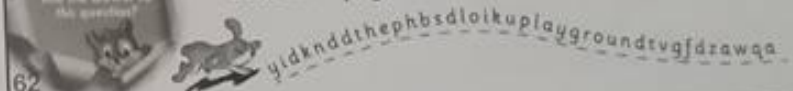


B. Read and choose.

1. Our teacher likes us / we
2. Can you see me / I?
3. I don't like snakes, but my brother likes them / they
4. My friend likes I / me.



C. Where was the playground in The New Boy in School on page 59?



D. Read and complete.

Students complete the questions and sentences using the correct pronoun for each.

Answers:

1. Look! There's a car. Can you see it?
2. There's Mom. Can you see her?
3. There are crayons. Can you see them?
4. There are two dogs. Can you them?
5. There you are. I can see you!
6. Here we are. Can you see us?

E. Look and write.

Students write the correct pronoun for each picture.

Answers:

1. him
2. them
3. her
4. us
5. me

Review 6

pages 54 - 55

A. Look and write.

Students complete the poem using the words from the boxes and the picture to help them.

Answers:

The animals are in a race! Go, go, go!
Some were fast,
And some were slow.
The hen was fourth.
The rabbit was second.
The dog was third.
The horse was first.

B. Match.

Students match the words and numbers together.

Answers:

1. c
2. d
3. a
4. b
5. j
6. f
7. i
8. e
9. g
10. h

C. Read and write.

Students read the clues and write an answer to them.

Answers:

1. The month is June and the day is Monday.
2. The month is September and the day is Thursday.

D. Silly Willy is a little mixed up.

Unscramble the letters to make words with the end sound you hear in candy. Then match it word to the picture.

Answers:

1. pony
2. lady

Review 6

A. Look and write.



The animals are in a race!

Go, go, go!

Some were fast,

And some were slow.

The hen was _____

The rabbit was _____

The dog was _____

The horse was _____

B. Match.

1. first

2. second

3. third

4. fourth

5. fifth

6. sixth

7. seventh

8. eighth

9. ninth

10. tenth

a. 3rd

b. 4th

c. 1st

d. 2nd

e. 8th

f. 6th

g. 9th

h. 10th

i. 7th

j. 5th

C. Read and write.

1. It is the sixth month of the year and the second day of the week.

The month is June and the day is Monday.

2. It is the ninth month of the year and the fifth day of the week.

3. penny

4. twenty

5. city

6. jelly

7. puppy

E. Write y in the blank under the pictures that end with y.

Students write the letter y in the words that end with that letter. Those words that don't end in y, they leave blank.

Answers:

1. an _____

2. fl_ y

3. cr_ y

4. cra_ b_

5. lio_

6. sk_ y

Review 5

pages 52 – 53

A. Look and write.

Students answer the questions using the words from the boxes and the Unit 5 grammar patterns.

Answers:

- Where is the ball? It's in the bedroom.
- Where is the sink? It's in the bathroom.
- Where is the book? It's in the living room.
- Where is the fruit? It's in the kitchen.
- Where is the bike? It's in the basement.
- Where is the washing machine? It's in the basement.

B. Match and write.

Students match the prepositions with the pictures by writing the letter in the box next to the preposition.

Answers:

- a
- d
- e
- c
- f
- b

C. Look and write the words ending in -y.

Students write the names for each of the pictures.

Answers:

- sky
- baby
- party
- July
- candy
- fly

D. Do both words have the same -y sound? Listen and write ✓ or X.

Students listen to the words and write a ✓ if both words have the same final

Review 5

A. Look and write.

bathroom garage kitchen bedroom living room basement



Where is the ball?



Where is the sink?



Where is the book?



Where is the fruit?



B. Match and write.

- behind ☐
- in front of ☐
- next to ☐
- between ☐
- on ☐
- under ☐



-y sound and an X if not.

Answers:

- ✓
- X
- ✓
- ✓
- X
- X

Review 8

pages 72 - 73

A. Now think about these questions.
Students answer the questions using the picture and the Unit 8 grammar patterns.

Answers:

1. The teacher was in the classroom.
2. Her name was Miss Rose.
3. The classroom was quiet.
4. No, they weren't.
5. No, there wasn't.
6. The students were outside.

B. Listen and write the beginning sound for each word.

Students listen to the words and write the initial sound for each picture in the box.

Answers:

January, j
van, v
wagon, w
cat, c
yo-yo, y
jeep, j
nine, n
kite, k
bubbles, b
moon, m
fries, f
book, b
x-ray, x
elephant, e
snail, s
zebra, z
tomatoes, t
house, h
apple, a
dog, d

C. Look and write d, f, or r for each picture.

Students write f, r or d to complete each word.

Answers:

1. fan

Review 8



A. Now think about these questions.

1. Was the teacher in the classroom?
2. What was her name?
3. Was the classroom quiet or noisy?
4. Were the students in the classroom?
5. Was there a clock in the classroom?
6. Where were the students?

Write about the picture.

The teacher was in the classroom.

2. rug

3. dig

Review 7

pages 70 - 71

A. Read and match. Write the letters.
Students match the sentences and pictures together by writing the letters of the sentences next to the correct numbers at the bottom.

Answers:

1. C
2. D
3. A
4. E
5. B
6. F

B. Complete the sentences. Use the words from the box.

Students complete the sentences or questions using the words from the box.

Answers:

1. Where is the boy? I can't see him.
2. There's a rainbow in the sky. Look at it.
3. Where are my shoes? Can you see them?
4. Your sister is laughing. I can hear her.
5. Look! A dolphin! Can you see it?
6. Our teacher is Miss May. We like her very much.
7. The birds are singing. Can you hear them?
8. Hooray! John is the winner. Look at him!

C. Look, read and choose.

Students circle the correct name for each picture.

Answers:

1. key
2. queen
3. horse
4. meat
5. leg
6. zero

D. What is the beginning sound of the word? Listen and write.

Students write the initial letter of the word for each picture.

Review 7

A. Read and match. Write the letters.

A I can't see you.

B Can you hear me?

C Look at us!

D Please, help me!

E It doesn't like them.

F I'm drawing her.



1. _____ 2. _____ 3. _____ 4. _____ 5. _____ 6. _____

B. Complete the sentences. Use the words from the box.

1. Where is the boy? I can't see _____.
2. There's a rainbow in the sky. Look at _____.
3. Where are my shoes? Can you see _____?
4. Your sister is laughing. I can hear _____?
5. Look! A dolphin! Can you see _____?
6. Our teacher is Miss May. We like _____ very much.
7. The birds are singing. Can you hear _____?
8. Hooray! John is the winner! Look at _____!

him
her
it
them

70

Answers:

1. m
2. b
3. d
4. v
5. s
6. w

E. Look and match.

Students match the pictures to the correct initial letter for each.

Answers:

1. c
2. t
3. r
4. a

A. 1. Do they both have the same consonant blend? Write ✓ or X.
Students write a ✓ if both words have the same blend and an X if not.

Answers:

1. ✓
2. ✓
3. X
4. X

2. Does it have the same -es sound? Listen and write ✓ or X.
Students listen to the words and write a ✓ if both words have the same final -es sound and an X if not.

Answers:

1. X
2. ✓
3. ✓

B. Read, look and choose.
Students circle the correct sentence that matches the picture.

Answers:

1. She was in class.
2. He wasn't at the beach.
3. She was cleaning the car.
4. They weren't at the farm.

C. Why weren't Tom and his sister in school last week in Helping Out On the Farm on page 65?

Students read the question and circle the words in the alphabet puzzle that answer the question.

Answers:

They were visiting their grandparents on their farm.

D. Look and write the answers.
Students write the answers to the questions using the pictures above.


Answers:

1. Did Helen comb her hair? Yes, she did.

1. Do they both have the same consonant blend? Write ✓ or X.



2. Does it have the same -es sound? Listen and write ✓ or X.



B. Read, look and choose.



She was in class.

She wasn't in class.



He was at the beach.

He wasn't at the beach.




She was cleaning the car.

She wasn't cleaning the car.



They were at the farm.

They weren't at the farm.



C. Why weren't Tom and his sister in school last week in Helping Out On the Farm on page 65?

o k p t h e y w m f b v w e r e h g t y i f v i s i t i n g l a i u t h e i r c

2. Did Helen brush her teeth? Yes, she did.
3. Did Tom help his mom? Yes, he did.
4. Did Tom wash the dishes? No, he didn't.

E. Look and write the questions.

Students write the questions for the words provided.

Answers:

1. Did Stella clean her shoes? No, she didn't.
2. Did Stella talk on the phone? Yes, she did.
3. Did Jack play soccer? No, he didn't.
4. Did John watch TV? Yes, he did.

F. Read and number the pictures.

Students match the pictures and sentences by numbering them correctly.

Answers:

Yesterday, Stella did many things.

1. First she washed the dishes. (picture 3)
2. Next, she shopped in the supermarket. (picture 1)
3. She carried home a grocery bag. (picture 4)
4. Then, she played with her sister Sarah. (picture 2)

Review 9

Pages 88 - 89

A. Look and write.

Students use the words from the box to complete the sentences.

Answers:

1. They were at the park.
2. She wasn't at the store.
3. He was at the farm.
4. They were at the mall.

B. Read and circle.

Students circle the correct sentence for each picture.

Answers:

1. He had a bike.
2. She didn't have a kite.
3. He had a computer.
4. She had a dog.

C. Look and match.

Students match the pictures to the correct words.

Answers:

1. caps
2. bags
3. girls
4. peas
5. ducks
6. cats

D. Do both words have the same -s sound? Listen and write ✓ or X.
Students listen to the words and write a ✓ if both words have the same -s sound and an X if not.

Answers:

1. X
2. ✓
3. ✓
4. X

E. Look and write.

Students write the name for each of the pictures.

Review 9

A. Look and write.

was were wasn't weren't



They _____ at the park.



She _____ at the store.



He _____ at the farm.



They _____ at the mall.

B. Read and circle.



He had a bike.
He didn't have a bike.



She had a kite.
She didn't have a kite.



He had a computer.
He didn't have a computer.



She had a dog.
She didn't have a dog.

Answers:

1. cats
2. bags
3. caps
4. girls
5. peas
6. ducks

Unit 10

pages 86 – 87

A. 1. Look and write dr or tr.

Students write the missing letters dr or tr to complete the words.

Answers:

1. truck
2. dream
3. dress
4. tree

2. Listen and choose.

Students listen to the words and circle the correct letter blend for each.

Answers:

1. gr
2. tr
3. fr
4. br

B. Look and write.

Students write a sentence about each picture using the Unit 10 grammar patterns.

Answers:

1. He will watch a movie.
2. She won't read a book.
3. He won't ride a bike.
4. She will plant flowers.

C. What does Tom have to sell in order to buy a new bike in Preparing for a Garage Sale on page 83?

Students read the question and circle the words in the alphabet puzzle that answer the question.

Answers:

He will have to sell his skateboard and Nintendo game set.

D. Read, look and write ✓ and X.

Students write a ✓ next to a true sentence and an X next to a false sentence to match the pictures.

Right Activities

A. 1. Look and write dr or tr.




2. Listen and choose.



B. Look and write.



C. What does Tom have to sell in order to buy a new bike in Preparing for a Garage Sale on page 83?



Answers:

1. She will go to the beach. ✓
She will go to the library. X
2. He will plant a tree. X
He will go to his grandparents' farm. ✓
3. She will go to the park. ✓
She will go to a restaurant. X
4. She will do her homework.
She will watch a movie. X

E. Write.

Students answer the questions using the pictures and the Unit 10 grammar patterns to help them.

Answers:

1. Where will Tom go? He'll go to the park.
2. Where will Helen go? She'll go to the restaurant.
3. Where will Harley go? He'll go to the toy store.
4. Where will Stella go? She'll go to the post office.

Unit 9

PAGES 60 - 61

A-1. Do they both have the same final -s sound? Write ✓ or X.
Students write a ✓ if both words have the same final -s sound and an X if not.

Answers:

1. X
2. ✓
3. ✓

B. Listen, and circle the words with the same -s sound.
Students read the word and circle the two words that have the same final -s sound.

Answers:

1. rocks, bumps
2. frogs, rags
3. shoulders, tacos
4. sacks, maps

C. What kind of animal was in the park in the afternoon in A Brave Mouse on page 77?
Students read the question and circle the words in the alphabet puzzle that answer the question.

Answers:

There was a big, fat cat in the park.

D. Read and answer the questions.
Students answer the questions using the pictures and the Unit 9 grammar patterns to help them.

Answers:

1. They were at the train stop.
2. They are in the clinic.
3. They are at the bus stop.
4. They were at the mechanics.

E. Read, look and circle.
Students read the questions and circle the answers using the pictures to help them.

Answers:


1. No, he wasn't.
2. Yes, she was.

Right Activities

A-1. Do they both have the same final -s sound? Write ✓ or X.



B. Listen and circle the words with the same -s sound?



C. What kind of animal was in the park in the afternoon in A Brave Mouse on page 77?

