



English Booklets Jordan team together

2nd grade

Second semester

Ibn Mandhour school

Teacher Areej Mallah ♥♥



★ Unit Title: Welcome – Hello!



Unit Objectives – أهداف الوحدة

- التعرف على الألعاب داخل وخارج المنزل
- تسمية أدوات الصف
- التعرف على أجزاء الجسم والوجه
- التعرف على أفراد العائلة ووصف الشكل
- (in – on – under) السؤال عن الأشياء وتحديد مكانها

**طلاب الصف الثالث.

✿ Vocabulary – المفردات

Inside toys – ألعاب داخلية

Word	Meaning
doll	دمية
teddy bear	دب لعبة
puzzle	لعبة تركيب
action figure	لعبة شخصية حركة

** يتعلم الطالب كيف يسأل عن الشيء واستخدام السؤال

What's this? It's a

What's this? It's a ball 🏀

What's this? It's an action figure 🧸

Outside toys – ألعاب خارجية

Word	Meaning
ball	كرة

🏠 Classroom Objects – أدوات الصف

Word	Meaning
desk	مقعد / طاولة
chair	كرسي
bag	حقيبة
book	كتاب
pencil	قلم رصاص
pen	قلم حبر

** يتعلم كيف يسأل عن مكان الشيء واستخدام

Where's the ...?

الإجابة باستخدام:

in = داخل

It's in the bag.

on = فوق

under = تحت

Body Parts – أجزاء الجسم

Word	Meaning
head	رأس

Where's the pencil?

It's in the bag.

😊 Face – الوجه

Word	Meaning
eyes	عيون
ears	أذان
nose	أنف
mouth	فم

63+ يتعلم الطالب كيف يصف الأشخاص باستخدام

He's got ... / She's got ...

He's got blue eyes.

She's got green eyes.

👨‍👩‍👧 Family – العائلة

Word	Meaning
mother	أم
Father	أب
brother	أخ
Sister	أخت
Uncle	عم / دمي



English Booklets

Jordan team together

2nd grade

Second semester

Ibn Mandhour school

Teacher Areej Mallah ♥♥



Evaluation and Adaptation Committee

Prof. Fawwaz Mohammad Al-Abed Al-Haq (Head)
Dr. Manal Fahed Aburumman (Coordinator)
Prof. Sabri Shehadeh Al-Shibani Dr. Zeina Mohammad Al-Karaki Dr. Adnan Ahmad Al-Omari

Publisher: The National Center for Curriculum Development

The National Center for Curriculum Development is pleased to have your feedback and comments on this book through the following contact details:

06-5376262 / 237 06-5376266 P.O. Box: 2088 Amman 11941
@needjor feedback@need.gov.jo www.need.gov.jo

★ Unit Title: Welcome – Hello!

Welcome Hello!

1 Find and circle the toys. How many different toys are there? **There are 12 toys.**

2 Listen and read.

1 Where's my doll?
It's got red hair.
Red hair! It's under the kite.
Oh! It's a teddy.

2 It's got blue eyes.
Two blue eyes!
It's on the shelf.
Oh! It's a dinosaur!

3 It's got black arms.
Two black arms!
Red hair!
Two blue eyes!
It's in the box!

4 It's Bo!
And my doll!

4 four

Values
Be tidy!

🎯 Unit Objectives – أهداف الوحدة

- ◆ التعرف على الألعاب داخل وخارج المنزل
- ◆ تسمية أدوات الصف
- ◆ التعرف على أجزاء الجسم والوجه
- ◆ التعرف على أفراد العائلة ووصف الشكل
- ◆ (in – on – under) السؤال عن الأشياء وتحديد مكانها
- ◆ **طلاب الصف الثاني 😊

راح تكون الوحدة الترحيبية في بداية الفصل عباره عن مراجعه لماده الفصل الأول

يعني راح تختبر معلوماتك و مستواك بالفصل الاول من خلال هذه الوحدة 😊

✖ Vocabulary – المفردات

Inside toys – ألعاب داخلية

Word	Meaning
doll	دمية
teddy bear	دب لعبة
puzzle	أحجية / لعبة تركيب
action figure	لعبة شخصية حركة

****يتعلم الطالب كيف يسأل عن الشيء باستخدام السؤال**

**** What's this? It's a**

What's this? It's a ball 

What's this? It's an action figure 

Outside toys – ألعاب خارجية

Word	Meaning
ball	كرة
bike	دراجة
kite	طائرة ورقية
scooter	سكوتر / دراجة صغيرة



Classroom Objects – أدوات الصف

Word	Meaning
desk	مقعد / طاولة
chair	كرسي
bag	حقيبة
book	كتاب
pencil	قلم رصاص
pen	قلم حبر

ويتعلم كيف يسأل عن مكان الشيء باستخدام **

****Where's the ...?**

-:مثال

:والإجابة باستخدام

in = داخل.

It's in the bag.

on = فوق.

under = تحت

****Where's the pencil?**

It's in the bag.



Body Parts – أجزاء الجسم

Word	Meaning
head	راس
hand	يد
Leg	ساق
Foot	قدم
toes	أصابع القدم

ويتعلم استخدام الجملة: **I've got**

****I've got one head.**

****I've got ten toes.**

😊 Face – الوجه

Word	Meaning
eyes	عيون
ears	آذان
nose	أنف
mouth	فم

****ويتعلم الطالب كيف يصف الأشخاص باستخدام**

: He's got ... / She's got ...

****He's got blue eyes.**

****She's got green eyes.**

👨👩 Family – العائلة

Word	Meaning
mother	أم
Father	اب
brother	أخ
Sister	أخت
Uncle	عم / خال
aunt	عمة/خاله

****ويتعلم السؤال عن الأشخاص**

Who's this?

It's my mother.

He's my uncle.

She's my sister.

Work sheet

Q1:-Look and match:

building set.



action figure.



scooter.



puzzle.



swing.



robot.



Q2:- Read and circle 



It's a **robot** /dinosaur.



It's a **bike**/ kite.

****Read and circle O**



Is it a robot?

Yes, it is

No, it isn't



Is it a doll?

yes, it is

No, it isn't



Is it a slide?

yes, it is

No, it isn't

✨ **Choose (a) or (an):**

1 _____ car.



2 _____ action figure.



3 _____ bike.



4 _____ apple



5 _____ robot.



6 _____ orange



look , read and circle ○

Where's the ruler ?

It's on / under. the chair



Where's the computer ?

It's on / under the table



Where's the shelf ?

It's in / under the cupboard




Where's the teddy ?

It's in / under the bag



Where's the book ?

It's on / in the shelf



How Many?

I have



ears

I have



eyes

I have



mouth

I have



arms

I have



legs

I have



nose

I have



fingers

I have



Toes

1 2 3 4 5 6 7 8 9 10

Work sheet

Q1:- Look and match

ears.

Mouth.

Eyes.

hair.

nose



Q2:- Look, read and match

Dad

grandad.

granny.

Mum.

Cousin



Q3:- look, read and write ✍️

1 Who's this?

It's my _____.

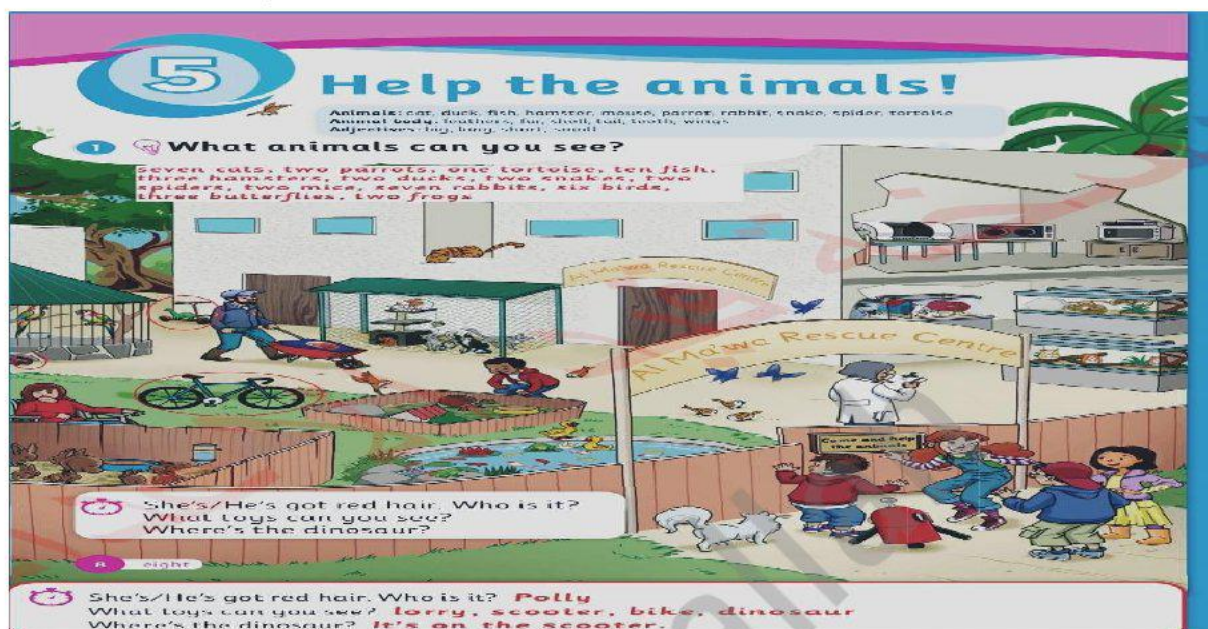


2 Who's this?

It's my _____.



Unit 5:- Help the animals!



****وحدة (Help the animals!)** تركز على مجموعة مهارات واضحة جداً، وهذه أهم الأهداف التي تحققها الوحدة:

🎯 أولاً: الأهداف اللغوية



التعرف على أسماء الحيوانات الشائعة

التعرف على أجزاء جسم الحيوان (fur - wings - shell - teeth - tail - feathers)

استخدام الصفات لوصف الحيوانات (big - small - long - short)
استخدام تراكيب لغوية صحيحة:

What are these? → They're ... للسؤال عن الجمع

It's got ... لوصف حيوان مفرد

🎯 ثانياً: مهارات الفهم والاستماع

****Phonics** (الأحرف المضعفة - ai - rr / bb / ll)

rain. tail يعطي صوت "اي" → (ai)

الأحرف المضعفة → (rr / bb / ll)

rabbit. parrot. shell

Vocabulary 📌 أولاً: المفردات مع معانيها

الحيوانات (Animals) 🐾

Word	Meaning
Cat 🐱	قطه
duck 🦆	بطة
Fish 🐟	سمكة
hamster 🐹	فأر الهامستر
mouse 🐭	فأر
parrot 🦜	ببغاء
rabbit 🐰	أرنب
snake 🐍	افعى
spider 🕷️	عنكبوت
tortoise 🐢	سلحفاة

أجزاء جسم الحيوان (Animal body) 🦴

Word	Meaning
feathers	ريش
fur	فرو
shell 🐚	صدفة
tail	ذيل
teeth	أسنان
wings	أجنحة

(Adjectives) الصفات 🎨

Word	Meaning
big	كبير
small	صغير
Long	طويل
Short	قصير

Lesson 1 **Vocabulary and Grammar** **5**

2 🎧 Listen and stick. Then listen and say.

1 cat 2 duck 3 rabbit 4 hamster 5 mouse

6 parrot 7 tortoise 8 snake 9 fish 10 spider

3 🎧 Listen and chant.

What are these? They're cats.
What are these? They're hamsters.
Cats, hamsters and rabbits.
Ducks and mice.
One, two, three animals, four.
Can you help me find some more?

What are these? They're parrots.
What are these? They're fish.
Parrots, fish and spiders.
Tortoises and snakes.
One, two, three animals, four.
Can you help me find some more?

one mouse – two mice
one fish – two fish

4 🗣️ Find the animals on page 8. Ask and answer.

What's this? It's a tortoise.

What are these? They're rabbits.

What are these? They're cats.

nine 9

القاعدة الأساسية في الوحدة
1 السؤال عن المفرد القريب

****What's this? It's a cat**

◆ 2 السؤال عن الحيوانات (الجمع القريب)

What are these?

.They're cats 🐱

What are these? عندما يكون الشيء جمع

They're ... للإجابة

أمثلة:-

**What are these?

They're rabbits.

**What are these?

They're ducks.

Work sheet

A) Choose the correct answer

1.What are these? 🐱 🐱

a) It's a cat

b) They're cats

What are these? 🐰

a) They're rabbits

b) It's a rabbit

What are these? 🕷️ 🕷️

a) They're spiders

b) It's a spider

Look and match

duck.



Fish.



parrot.



hamster.



tortoise.



snake.



mouse.



Story: The strange eggs

Story

1 Before you read How many rabbits can you see?

2 Listen and read.

The strange eggs

1 Look. Let's help the animals.
Good idea!

2 Yes! I like animals!

3 What are these? They're white mice.
And these are snakes.
It's OK, Bo. Don't worry!

4 Wow! It's a big spider!
It's got eight legs!

5 Look! What are these?
They're eggs. Oh dear.
Oh, no! Where's Bo?
Bad robot! Bad cat!

What animals are inside the eggs?

eight rabbits
These are ducks.

Lesson 3

5

The next day ...

6 Be careful, Sami.
OK.

7 Look! Is it a baby parrot?
No, it isn't. Look, no feathers.
But it's got a shell.

8 Six eggs. OK, that's good.
Oh! It's a baby tortoise!

Yes! Now let's go outside and see the mum!

3 After you read Look at the story. Read and circle.



- 1 They're small big rabbits.
- 2 They're brown white mice.
- 3 It's a big small spider.
- 4 They're parrot tortoise eggs.

Values

Take care of animals

البيض الغريب

1 انظر! لنساعد الحيوانات.
نعم! أنا أحب الحيوانات!

2 هذه بيضات.
هذه أرانب صغيرة.
إنها صغيرة!

3 ما هذه؟
هذه فئران بيضاء.
وهذه ثعابين.

4 واو! إنها عنكبوت كبير!
لديها ثمانية أرجل!

5 انظر! ما هذه؟
إنها بيض.
يا الهي!

ما الحيوانات الموجودة داخل البيض؟

في اليوم التالي

6 انتبه يا سامي.
نعم.

7 انظروا هل هو بيقاء صغير؟
لا، ليس كذلك. انظر، لا يوجد ريش.
لكن لديه صدفة.

8 مست بيضات. حسناً، هذا جيد.
أوه! إنها سلحفاة صغيرة!

نعم! هيا بنا الآن إلى الخارج لنرى الأم!

Vocabulary and Grammar Lesson 5

1 Listen and say. Then listen and number.

tail, fur, teeth, feathers, wings, shell, big, small, long, short

2 Listen and find. Then listen and sing.

Look, an animal!
Can you guess what it is?
Look, an animal!
Now guess what it is!

It's got brown fur and it's got a long tail.
It's got four legs and it's got small teeth.
What is it? What is it? Can you guess?
It's a cat. Yes, it is.

It's got a short tail and it's got a shell.
What is it? What is it? Can you guess?
It's a tortoise. Yes, it is.

3 Describe and guess.

It's small. It's got red feathers and a tail.
It's got two wings.
Yes, it is.

Is it a parrot?

4 Viewing and presenting **Make a new verse for the song. Share.**

It's got big teeth.

****معلومة مهمة جداً**

الفرق بين

long و tall

***Tall:** طويل بالاتجاه العامودي من أعلى إلى أسفل

*** Long:** طويل بالاتجاه الأفقي أو على إمتداد مثل قياس طول الافةى

● ثالثاً: القاعدة الرئيسية

قاعدة: وصف الحيوان - It's got ...

✨ تركيب الجملة:

It's got + ... تعني: لديه

✓ تستخدم مع الحيوان المفرد فقط

أمثلة:-

It's got brown fur. = لديه فرو بني

It's got a long tail. = لديه ذيل طويل

It's got small teeth. = لديه أسنان صغيرة

It's got a shell. = لديه صدفة

It's got wings. = لديه أجنحة

1 Look and write.

tail fur shell wings teeth feathers



Complete the sentences

It's got _____ teeth. (big / small)



It's got _____ tail. (long / short).



It's got _____ wings. (two / four).



It's got _____ shell. (small / big).



Match:


It's got feathers



It's got fur.




Culture:-Animals in Jordan



Lesson 8

CULTURE

Animals in Jordan




horn

oryx

desert


The oryx is white and brown. It's got two horns. It lives in the desert.



stripe

hyena

This is a striped hyena. It's got black stripes on its fur. The striped hyena also lives in Jordan.



My name's Eman. I'm from Jordan.

This is an oryx. It's the national animal of Jordan.

We need to take care of these animals.



الدروس 8

المطافح

حيوانات الأردن



قرن

المها

الصحراء

المها أبيض وبنّي. له قرنان. يعيش في الصحراء.



مخطط

ضبع

هذا ضبع مخطط. لديه خطوط سوداء على فرائه. يعيش الضبع المخطط أيضًا في الأردن.



اسمي إيمان. أنا من الأردن.

هذا مها. إنه الحيوان الوطني للأردن.

نحن بحاجة إلى رعاية هذه الحيوانات

🌸 Vocabulary - كلمات الدرس

Word	Meaning
oryx	المها / غزال المها
horn	قرن
desert	صحراء
hyena	ضبع
stripe	خطوط على الفراء
national animal	الحيوان الوطني
take care of	نعتني بـ / نحافظ على

✅ Nouns (اسماء)

oryx - horn - desert - hyena - stripe - animal - Jordan

✅ Adjectives (صفات)

white - brown - black - striped - national

✅ Verbs (أفعال)

is - lives - need - take care

✅ Prepositions (حروف جر)

in - of

A) Choose the correct answer

1 The oryx lives in the _____

a) city b) desert ☒

2 The hyena has got black _____

a) stripes ☒ b) wings

- 3 The oryx has got two ____
a) shells b) horns ✓

B) True or False

- 1 The oryx is white and brown. (True)
2 The hyena lives in America. (False)
3 The hyena has got stripes. (True)

3 Answer the questions

What is the national animal of Jordan?

The oryx.

Where does the oryx live?

It lives in the desert.

What colour are the hyena's stripes?

They are black.

Phonics Lesson 10

1 Listen and say.

ai tail bb rabbit rr parrot ll shell

2 Listen and circle.

1 ai bb ll rr 3 ai bb ll rr

2 ai bb ll rr 4 ai bb ll rr

3 Listen and say the tongue twister.

A parrot and a rabbit in the rain.

A shell and a tail – What's the name?

في هذا الدرس نتعلم أصوات حروف مهمة في الكلمات

ai

ينطق مثل: اي

مثل كلمة: tail – rain

bb

/b/ مضَعَف لكن الصوت نفسه b يعني حرف

مثل كلمة: rabbit

rr

/r/ مضَعَف لكن الصوت نفسه r يعني حرف

مثل كلمة: parrot

ll

/l/ مضَعَف لكن الصوت نفسه l يعني حرف

مثل كلمة: shell

Write the missing letters

r__ _n.

ra__ _it.

she__ _


Unit 6:-Do you like peas ?



Do you like peas?

Food (1): apple, banana, bean, carrot, orange, pasta, pea, potato, rice, tomato
Food (2): bread, cheese, chicken, eggs, fish, juice, meat, milk, water

1 How many different food items can you see? **nineteen**



How many tortoises can you see?
Where's the rabbit?
What colour is the spider?

16 sixteen

How many tortoises can you see? **four tortoises**
Where's the rabbit? **It's in the cage.**
What colour is the spider? **It's yellow.**

أهداف الوحدة

Food 1 + Food 2** تعريف الطعام

**التعبير عن الإعجاب وعدم الإعجاب








**سؤال الآخرين عن تفضيلاتهم

Phonics حرف ea**







**مهارات القراءة - الاستماع - التحدث - الكتابة

Vocabulary المفردات مع المعاني

♦ Food (1)

Word	Meaning
apple 	تفاحة
banana 	موزة
bean	فاصوليا
carrot 	جزر
orange 	برتقالة
pasta 	معكرونة
pea	بازيلاء
potato 	بطاطا
rice 	رز
tomato 	بندورة

♦ Food (2)

Word	Meaning
bread 	خبز
cheese 	جبنة
chicken 	دجاج
eggs 	بيض
fish 	سمك
juice 	عصير

meat 🍖	لحم
milk 🥛	حليب
water 💧	ماء

Lesson 1 Vocabulary and Grammar

2 Listen and stick. Then listen and say.

1 apple 2 orange 3 banana 4 tomato 5 carrot
6 potato 7 bean 8 pea 9 rice 10 pasta

3 Find the food on page 16.

4 Listen and chant.

I like apples and I like oranges.
I like bananas, too.
I like beans, but I don't like carrots.
I don't like carrots. Do you?

I like tomatoes and I like peas.
I like potatoes, too.
I like rice, but I don't like pasta.
I don't like pasta. Do you?

5 Viewing and presenting Make a verse of the chant.

Draw and share.

pasta ☹️	beans ☹️
carrots ☹️	rice ☹️
potatoes ☹️	

I like pasta and I like carrots.

I like apples.
I don't like pasta.

seventeen 17

القاعدة الأساسية (Grammar)

التعبير عن الإعجاب ✓

****I like أنا أحب**

أمثلة:

I like apples. 🍎🍎🍎✅

I like milk. 🥛. ✅

****التعبير عن عدم الإعجاب X**

I don't like

...أنا لا أحب

أمثلة:

I don't like pasta.

X

I don't like fish.

X

****السؤال عن الإعجاب ?**

Do you like ... ?

هل تحب...؟

الإجابة:

Yes, I do. نعم أحب.

No, I don't. لا لا أحب.

الربط بين الأشياء

and = و

****I like apples and oranges.**

but = لكن

****I like oranges, but I don't like apples.**

or = أو

****I don't like oranges or apples.**

مثال:

I like apples

Negative: I don't like apples

Question: Do you like apples? Yes, I do. No, I don't

I LIKE / I DON'T LIKE



I like

I don't like



LIVEWORKSHEETS



"Año del Bicentenario del Perú: 200 años de la
Independencia"
"Con Jesucristo, seamos camino de escucha, esperanza y
gratitud"

Inglés
1º A - B - C
Profesora: Lourdes Huaman S.
María Naupari LL.

I LIKE - I DON'T LIKE

- Look, read and match

I like bread.





I don't like oranges.

I like water.

I like eggs.

I don't like bananas.

I don't like milk.



LIVEWORKSHEETS

Name: _____ Date: _____

I like / I don't like



= like
(suka)



= don't like
(tidak suka)

Choose and write the correct answers.

e.g.



apple

I like apple.

e.g.



cake

I don't like cake.

1.



banana

I _____.

2.



steak

I _____.

3.



peas

I _____.

4.



sausage

I _____.

DO YOU LIKE?

apples

bananas

soda

milk

ice cream



Do you like _____ ?

Yes, I do.

No, I don't.



Do you like _____ ?

Yes, I do.

No, I don't.



Do you like _____ ?

Yes, I do.

No, I don't.



Do you like _____ ?

Yes, I do.

No, I don't.



Do you like _____ ?

Yes, I do.

No, I don't.



Question

Turn the sentence into NEGATIVE and QUESTION:

1 I like bananas.

Negative: _____

Question: _____

2 She likes milk.

Negative: _____

Question: _____

3 They like fish.

Negative: _____

Question: _____

4 We like pasta.

Negative: _____

Question: _____

Story: The vegetable garden

1 Before you read Where's the mouse?

2 Listen and read. It's in frame 4.

The vegetable garden

1 Let's plant some vegetables! Good idea! Look! Carrot, bean and tomato seeds. Hey, look. These are peas. I like potatoes, but I don't like peas. I like tomatoes. I like carrots and I like beans, too. Let's plant potatoes.

3 OK. And rice, too. I like rice. Is rice a plant? Yes, it is. Is pasta a plant? I like pasta. No, it isn't, Sami. Bo!

5 Wow! Look at this garden! Look at all the vegetables! Welcome! What do they do with the seeds? They plant them.

حادقة الخضراوات

1 هيا نزرع بعض الخضراوات! فكرة جيدة! انظروا بذور الجزر وفاصوليا وطماطم. احب الطماطم. احب الجزر واحب الفاصوليا ايضا. بولك، والأرز أيضا. احب الأرز! هل الارز نبات؟ نعم، إنه كذلك. لا، ليست كذلك يا سامي. بوا!

3 انظر، هذه بازلاء. انظروا بذور الجزر وفاصوليا وطماطم. احب البطاطس، لكنني لا احب البازلاء. هيا نزرع البطاطس.

5 رائع! انظر إلى هذه الحديقة! انظر إلى كل هذه الخضراوات! أهلا وسهلا! ماذا يفعلون..

6 Oh, no! Have we got water? Look, I've got water. I'm hungry. Me, too. Wow! Look! Yum! Do you like bananas? Yes, I like bananas. This garden is fun! Come with me.

3 After you read Look at the story. Who's speaking? Read and match.

1 I like carrots and I like beans, too. a

2 I don't like peas. b

3 I like rice. c

4 I like bananas. d

Act out the story

6 أوه، لا! هل لدينا ماء؟ انظر، لقد حصلت على ماء! أنا جائع. أنا أيضا. رائع! انظروا! لذيذ! هل تحب الموز؟ نعم، احب الموز. هذه الحديقة ممتعة! تعال معي.

Culture: Bread

Lesson 8
CULTURE

Bread

People like bread in lots of different countries.

manakish



This bread is from Jordan. It's called manakish. I like it with za'atar and olive oil.

mansaf



This bread is called shrak. It's from Jordan. People eat it with mansaf.

taboon



Taboon bread is popular. It is often eaten with hummus.

hummus

Which bread do you like?

الدرس 8
الثقافة

الخبز

يحب الناس الخبز في العديد من البلدان المختلفة.

مناقيش



هذا الخبز من الأردن. ويسمى مناقيش. أحبه مع الزعتر وزيت الزيتون.

mansaf



يسمى هذا الخبز شراك. وهو من الأردن. يأكله الناس مع المنسف.

Taboon



الحمص خبز الطابون شائع. وغالباً ما يؤكل مع الحمص.

أي نوع من الخبز تفضل؟

Vocabulary - كلمات ومعاني

Word	Meaning	Word	Meaning
bread	خبز	taboon	طابون
countries	دول	hummus	حمص
mansaf	منسف	popular	مشهور
manakish	مناقيش	like	يحب
shrak	شراك	eat	يأكل

Which bread do you like? = أي خبز تحب؟

♦ Nouns (اسماء)

bread – countries – mansaf – manakish – shrak –
taboon – hummus – Jordan – olive oil – za'atar

♦ Verbs (أفعال)

like – eat – is (to be) – are

♦ Adjectives (صفات)

popular

♦ Pronouns (ضمائر)

I – you – it

♦ Prepositions (حروف جر). (with – in)

♦ **A) Choose the correct answer:**

1) People like bread in many _____.

a) schools b) countries c) books

✓ Answer: countries

2) Shrak is from _____.

a) Egypt b) Jordan c) USA

✓ Answer: Jordan

3) Taboon bread is _____.

a) boring b) small c) popular

✓ Answer: popular

♦ **B) True or False**

1] Shrak is eaten with mansaf.

✓ **True**

2] Manakish is from America.

✗ **False**

3] Taboon is eaten with hummus.

✓ **True**

♦ **C) Answer the questions**

1] What is this bread called?

It is called shrak.

2] Where is this bread from?

It is from Jordan.

3] What do people eat taboon with?

They eat it with hummus.

Phonics Lesson 10 Activity Book, page 20

1 Listen and say.

ea ea

beak peas head feather

2 Are the sounds the same?
Listen and tick (✓) or cross (X).

1 ✓ 2 ✗ 3 ✓ 4 ✗

3 Listen and say the tongue twister.
A beak, feathers and a big red head.
This parrot likes peas and it likes bread.

Activity Book, page 20

Phonics - حرف ea

ea ينطق /ي/ أو /إي/ حسب الكلمة

beak = منقار

peas = بازلاء

head = رأس

feather = ريشة

****ملاحظة بسيطة للطلاب****

beak أحياناً صوت طويل مثل ea

head وأحياناً صوت قصير مثل

Write the missing letters

** ____ ns.

** br ____ d.

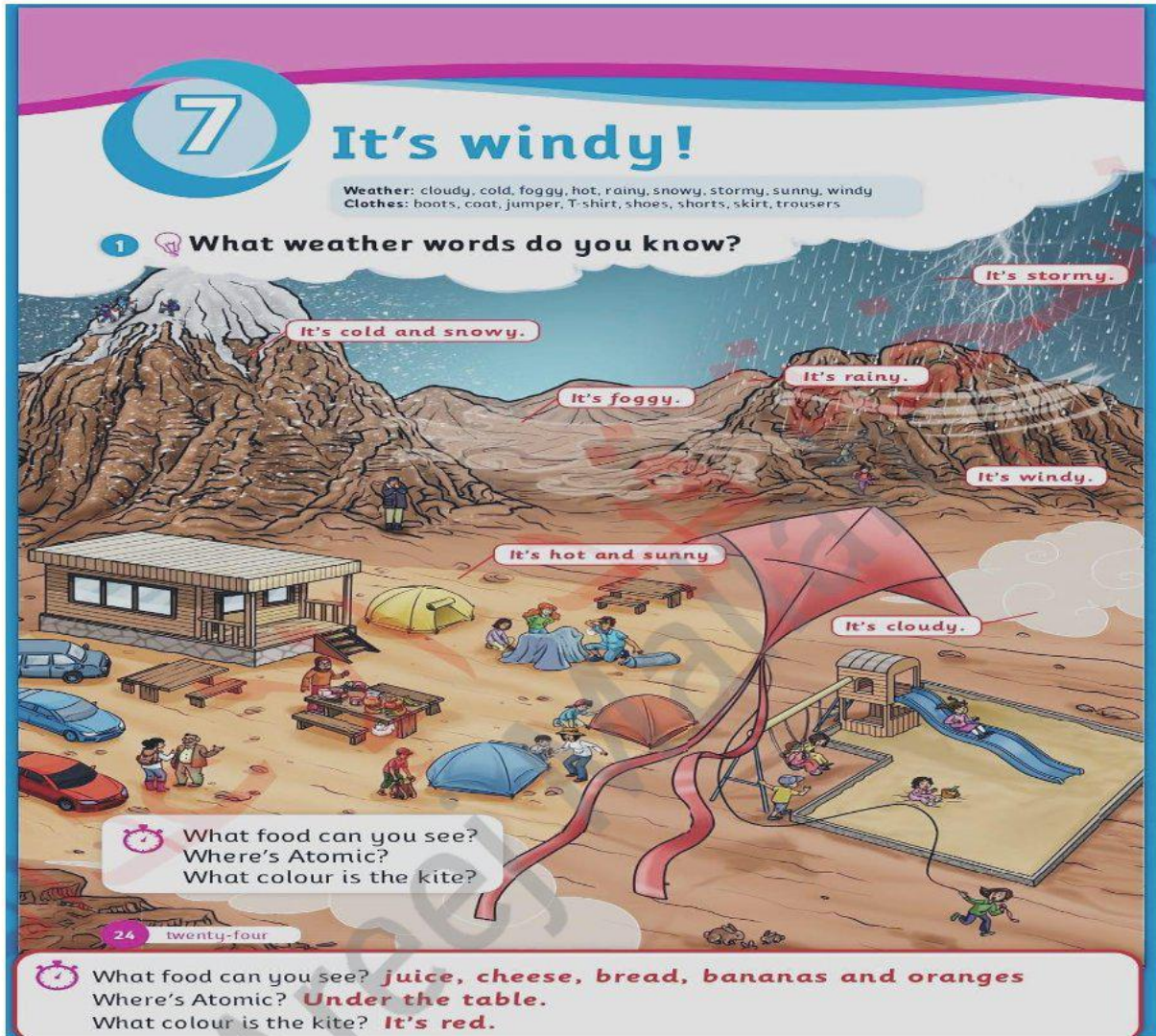
** h ____ d

** f ____ ther

** m ____ t.

** t ____ cher

Unit 7: It's windy !



أهداف الوحدة

وصف حالة الطقس

وصف الملابس

اتباع وإعطاء تعليمات بسيطة

استخدام تعبيرات ثابتة عن الطقس والملابس

Phonics

ملاحظة للطلاب

bird - shirt : يعطي صوت إر / ير مثل ir →

fork - shorts : يعطي صوت أور مثل or →

Vocabulary – الكلمات مع المعاني

♦ Weather – الطقس

Word	Meaning
cloudy	غائم
cold	بارد
foggy	ضبابي
hot	حار
rainy	ماطر
snowy	مثلج
stormy	عاصف
sunny	مشمس
windy	عاصف / كثير الرياح

Clothes – الملابس

boots	حذاء شتوي
coat	معطف
jumper	كنزة
T-shirt	تيشيرت
shoes	أحذية
shorts	شورت
skirt	تنورة
trousers	بنطال

Lesson 1 **Vocabulary and Grammar** **7**

2 Listen and stick. Then listen and say.

1 sunny 2 cloudy 3 rainy 4 windy 5 foggy

6 stormy 7 snowy 8 hot 9 cold

3 Look at page 24. What's the weather like?

4 Listen and chant.

What's the weather like today?
What's the weather like?
It's and it's
It isn't or
It isn't or
It's and today.

What's the weather like today?
What's the weather like?
It's and it's
It isn't or
It isn't or
It's and today.

5 Look at Activity 2. Ask and answer.

What's the weather like?
It's windy.

Number 4.

What's the weather like?
It's cloudy.

Grammar

Main Grammar Point – القاعدة الرئيسية 1 وصف الطقس

... What's the weather like? → It's

**نستخدمها لنسأل عن حالة الطقس

ونجيب عنها باستخدام كلمات الطقس: ,cloudy, sunny, rainy, windy

...

أمثلة

****What's the weather like?**

.It's sunny →

****What's the weather like?**

.It's cold →

Name: _____

What's the weather?

Direction: Match the weather and the words.



•

• sunny



•

• cloudy



•

• stormy



•

• snowy



•

• rainy



•

• windy

Exercise 1

Here a mixed bag of words. Put each word under its correct picture.

Stormy

Snowy

Windy

Cloudy

Sunny

Rainy














<https://whatistheurl.com/>

How is the Weather?

Complete the sentence with the correct weather word.

stormy sunny cloudy windy rainy




It is _____.



It is _____.



It is _____.



It is _____.



It is _____.

2 وصف الملابس

... I'm wearing

**نستخدمها لوصف ما يلبسه الشخص
ويمكن الجمع بين أكثر من قطعة لباس باستخدام and

أمثلة

I'm wearing a T-shirt and shorts

She is wearing a coat and boots



WEATHER MATCH

Match the weather to the correct picture.

rainy



snowy



sunny




windy



Match the clothing to the weather.

Draw a line from each weather to what you wear!



Story: Wild weather

Story

1 Before you read Can you find the rabbits? Frame 4

2 Listen and read.

Wild weather

1 What's the weather like, Tom? It's cold. Brrr! I'm wearing shorts! Is it rainy? 2 No, it isn't rainy. It's foggy. What?! Shorts! 3 Hey! Let's make a sandcastle! Good idea! Here you are, Tom. Put this on. 4 Later... It's hot and sunny now. Put on your hat, Sami. 5 Later... Oh, no! It's windy. rabbits 6 OK! Bo, stop! Uh-oh! Where's Atomic? Where's Atomic? She's in the sandcastle.

26 twenty-six

طقس متقلب

1 كيف حال الطقس يا توم؟ هل تمطر؟ 2 إنه بارد، بررا! أنا ارتدي شورتًا! لا، ليس ممطرًا. إنه ضبابي. 3 هيا! لنين! قلعة رملية! فكرة جيدة! تفضل يا توم! ارتد هذا! 4 الجو حار ومشمس الآن. ارتد قبعتك يا سامي. 5 لاحقًا! أوه، لا! إنها عاصفة. 6 أوه لا! أين أتوميك؟ أين أتوميك؟

Lesson 3


6 Good job, Bo! Hey, look! Atomic is in the sandcastle! 7 Well done, Bo! Oh, no! Let's help. Hurry up! Run! 8 The weather is wild today! Yes! Cold, foggy, sunny and windy! Milk and biscuits for you. Yum! Wild weather is good!

3 After you read Look at the story. Read and number. CLIL

- It's sunny. 4 It's cold. 1
It's windy. 5 It's foggy. 2

6 أحسنت يا بوا! انظروا! أتوميك في قلعة الرمل! 7 أحسنت يا بوا! أياها! أسرع! اركض! هيا نساعد. الطقس عاصف اليوم! نعم! بارد، ضبابي، مشمس وعاصف! حليب ويسكويت لك. لذيذاً الطقس العاصف جيد!


Culture:




Lesson 8
CULTURE

Eid al-Fitr

Eid Mubarak!



breakfast



biscuits


At the start of the festival we have a small breakfast. We see Granny and Grandad and we have a meal together. I like biscuits (mamoul).

mosque



We go to the mosque.

market



We get presents and we get new clothes from the market (souq).

The festival lasts for three days. It's fun!



الدرس 8
الثقافة

Eid al-Fitr

عيد مبارك!



الإفطار



البسكويت

في بداية العيد،
نتناول إفطاراً
خفيفاً. نرى جدتي
وجدي ونتناول
وجبة معاً. أحب
البسكويت (المعمول).

المسجد



نذهب إلى
المسجد.

السوق



نحصل على هدايا
ونشتري ملابس
جديدة من
السوق.

يستمر العيد ثلاثة أيام. إنه ممتع!

Vocabulary – كلمات ومعاني

Word	Meaning	Word	Meaning
festival	مهرجان / عيد	market	سوق
breakfast	إفطار	presents	هدايا
meal	وجبة	clothes	ملابس
Granny	الجددة	date	تاريخ
Grandad	الجد	moon	قمر
biscuits	بسكويت / معمول	lasts	يستمر
Eid al-Fitr	عيد الفطر	three days	ثلاثة أيام
mosque	مسجد	fun	ممتع

◆ Nouns (الأسماء)

festival – breakfast – meal – Granny – Grandad –
biscuits – Eid al-Fitr – mosque – market – presents –

◆ Verbs (الأفعال)

have – see – like – celebrate – go – get – lasts

◆ Adjectives (صفات)

small – favourite – new – fun

◆ Pronouns (ضمائر)

we – I – my

◆ Prepositions (حروف الجر)

at – for – in

♦ **A) Choose the correct answer:**

① We celebrate Eid al-Fitr in _____.

a) only summer b) only winter c) different seasons

✓ Answer: c) **different seasons**

② We go to the _____.

a) school b) mosque c) hospital

✓ Answer: **mosque**

③ The festival lasts for _____ days.

a) one b) two c) three

✓ Answer: **three**

♦ **B) True or False:**

① They see Granny and Grandad.

✓ **True**

② They celebrate for one day.

✗ **False**

③ They get presents and new clothes.

✓ **True**

♦ C) Answer the questions:

1 What's the title?

Eid al-Fitr

1 What is Saleem's favourite festival?

His favourite festival is Eid al-Fitr.

2 Where do they go?

They go to the mosque.

3 How many days does the festival last?

It lasts for three days.

Phonics Lesson 10 Activity Book, page 28

1 Listen and say.

bird shirt fork shorts

2 Listen and write *ir* or *or*.

1 sk ir t 2 t or ch 3 c or n 4 g ir l

3 Listen and say the tongue twister.

A bird with a fork, and a boy wearing a shirt and shorts.

Activity Book, page 28 thirty-one 31

abc **Phonics**

ir - or sounds

bird. shirt. fork shorts

Write the missing letters

g__l. C__n 🌽. t__ch 🔦. b__d



F__k 🍴. Sh__ts 🩳

Unit 8: Who's at home?

8 Who's at home?

Home: balcony, bathroom, bedroom, flat, garage, garden, hall, house, kitchen, living room
Chores: clean the floor, lay the table, make the bed, tidy up, wash the car, water the plants

1 How many rooms can you see? bathroom, hall, bedrooms, kitchen, living room, balcony and garage

What's the weather like? Who's wearing a T-shirt? What colour are the boots?

32 thirty-two

What's the weather like? It's cloudy and sunny.
Who's wearing a T-shirt? Laila's cousin and Sami
What colour are the boots? They're red.

أهداف الوحدة

تسمية غرف المنزل

(Chores) وصف الأعمال المنزلية

السؤال عن مكان الشخص والإجابة

وصف ما يفعله الشخص الآن

طلب المساعدة وتقديم المساعدة بطريقة مهذبة

abc Phonics

✓ ملاحظة مبسطة للطلاب:

oo → /oo/ طويل: moon

oo → /u/ قصير: book - look

Vocabulary – الكلمات مع المعاني

♦ Home – البيت

Word	Meaning
Home	البيت
balcony	شُرْفَة
bathroom	حمام
bedroom	غرفة نوم
flat	شقة
garage	كراج
garden	حديقة
hall	ممر
house	منزل
kitchen	مطبخ
living room	غرفة جلوس

Chores – الأعمال المنزلية

clean the floor	تنظيف الأرضية
lay the table	ترتيب الطاولة
make the bed	ترتيب السرير
tidy up	ترتيب / تنظيف
wash the car	غسل السيارة

Lesson 1 **Vocabulary and Grammar** **8**

2 Listen and stick. Then listen and say.

1 flat 2 house 3 hall 4 kitchen 5 living room
6 bedroom 7 bathroom 8 balcony 9 garden 10 garage

3 Listen and chant.

Where's my mum?
She isn't in the bedroom.
She isn't in the bathroom.
She isn't on the balcony.
She isn't in the house!
Where is she? Can you see?
Yes. She's in the garden.

Where's my dad?
He isn't in the living room.
He isn't in the hall.
He isn't in the kitchen.
He isn't in the flat!
Where is he? Can you see?
Yes. He's in the garage.

4 Look at page 32. Then ask and answer about Laila's family.

mum dad granny grandad
brother sister cousin

Where's her mum? She's in the bathroom.

Where's my dad?
He's in the garden.
He isn't in the bedroom.

thirty-three 33

(Grammar & Structures) التراكيب المهمة

1 السؤال عن المكان

?Where's my dad ?

.He's in the garden ✓

.He isn't in the bedroom ✗

نستخدم: He's in ... / She's in

2 وصف ماذا يفعل الآن

.He's tidying up ✓

.She's making the bed ✓

استخدام present continuous بشكل بسيط مع (He's / She's)

3 النفي (He isn't / She isn't)

إذا بدنا ننفي نقول:

... He isn't in ✗

She isn't in ✗

? ... Where's → للسؤال عن المكان

... He's in ... / She's in → للإجابة

... He isn't ... / She isn't → للنفي

He's / She's + ing → لوصف الفعل الآن

Match the words with the correct pictures.

Kitchen



Bathroom



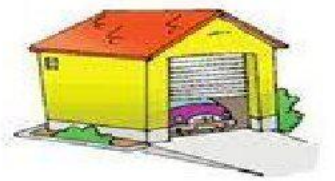
Living room



Garage



Bedroom



ISLCollective.com



1. Where is the cat?

It's in the _____.

2. Where is the girl?

_____ 's in the _____.

3. Where is her mother?

She's ____ the _____.

4. Where is a purple bag?

_____ in the _____.

iSLCollective.com

WHERE IS HE/ SHE?

Read and answer the questions.



Where is my mum?
She is in the living room.



Where is my dad?



Where is my sister?



Where is my brother?



Where is my grandma?



Where is my grandpa?



Story: The hidden treasure

Lesson 3

1 Before you read Where's the doll's house?

2 Listen and read. It's in the bedroom.

The hidden treasure

1 Hello. Is Laila at home?

2 Hi, Sami. Where's Laila?

Yes, she is. She's in the living room.

She's in the bedroom. She's tidying up.

Come up here!

Thank you.

Yes. And look at this.

It's a map!

I know! It's treasure!

Yes! And it's in the garden!

Who is she?

I don't know, but she's in my garden!

What's in this box?

Is it treasure? What do you think?

3 After you read Look at the story. Read and circle. **CLIL**

- Where's Laila's dad? He's in the hall bathroom.
- Where's Sami in frame 2? He's in the living room bedroom.
- Where's Laila? She's in the bedroom garage.
- Where's the box? It's in the garden kitchen.

الكز المخفي

1 مرحبا! هل ليلي في المنزل؟

2 مرحبا سامي! اين هائل؟

نعم! انها في غرفة المعيشة.

نعم وانظر الى هذا!

انها خريطة!

من هي؟

اعرف! لكنها في حديقتي!

ما الذي يوجد في هذا الصندوق؟

هل هو كز؟ ما رأيك؟

6 هذه شجرة الليمون. وهذا المنزل... وهذا المرآب. إذن الكز تحت الأرجوحة!

7 بو وأتوميك يساعدان أيضا.

انظرا! إنه صندوق به أشياء من الماضي.

8 أوه! إنه ليس كزًا! نعم. إنها كبسولة زمنية! يا له من أمر مثير للاهتمام!

1 Listen and say. Then listen and number.



Helping at home



2 Listen and sing.



Asma's in her bedroom.
She's making the bed.
Malek's in the bathroom.
He's cleaning the floor.

I'm in the garden with my mum.
I'm watering the plants.
I'm at home with my family.
Let's all help at home.

Malek's in the kitchen.
He's laying the table.
Asma's in the living room.
She's tidying up.
I'm in the garage with my dad.
I'm washing the car.
I'm at home with my family.
Let's all help at home.

3 Play a mime game.

He's washing the car.



He's tidying up.
She's tidying up.

36 thirty six

Grammar

وصف ماذا يفعل الشخص الآن (Present Continuous)
نستخدم:

He's / She's + verb + ing ✓

يعني: هو / هي الآن يقوم بعمل ما.

أمثلة

He's tidying up

She's making the bed

He's cleaning the floor

Work sheet

Order and write.

1. making/He's / the / bed _____

2. the/laying/ table / He's _____

3 .He's / the / watering / plants _____

4. cleaning/She's / floor / the _____

5 .car/washing/ the / She's _____

6. up/She's/tidying _____

Q2:- look and write 




He's in the living room.
He's tidying up.








Culture : Unusual Homes




Lesson 8
CULTURE

Unusual homes




treehouse

This home is in a tree! This is the living room. Can you see two chairs?




tent

This bedroom is in a tent. There are tents in Wadi Rum. Can you see the bed and the lamp?



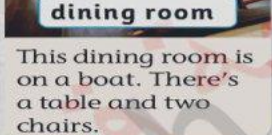
boat

This dining room is on a boat. There's a table and two chairs.



cave

This home is in a cave in Petra. This is the living room. It is the bedroom, too.



dining room



الدرس 8
الثقافة

منازل غير عادية



بيت الشجرة

هذا المنزل في شجرة! هذه غرفة المعيشة. هل يمكنك رؤية كرسيين؟



خيمة

غرفة النوم هذه في خيمة. توجد خيام في وادي رم. هل يمكنك رؤية السرير والمصباح؟



قارب

غرفة الطعام هذه على متن قارب. يوجد طاولة وكرسيان.



كهف

هذا المنزل في كهف في البتراء. هذه غرفة المعيشة. وهي غرفة النوم أيضا.



غرفة الطعام

Vocabulary

الكلمات ومعانيها

treehouse	بيت على الشجرة	bedroom	غرفة النوم
unusual homes	بيوت غير عادية	dining room	غرفة الطعام
tent	خيمة	chair	كرسي
boat	قارب	table	طاولة
cave	كهف	bed	سرير
living room	غرفة المعيشة	lamp	مصباح

♦ Nouns (اسماء)

tree – house – tent – boat – cave – room – living room –
bedroom – dining room – table – chairs – bed – lamp

♦ Verbs (أفعال)

is. are.. see

♦ Adjectives (صفات). (unusual)

♦ Prepositions. حروف جر (in. on)

Q1: The treehouse living room has:

- a) One chair
- b) Two chairs ✓
- c) No chairs

Answer: b) Two chairs

Q2: The bedroom is in a:

- a) cave
- b) boat
- c) tent ✓

Answer: c) tent

Q3: The cave home is in:

- a) Wadi Rum
- b) Petra ✓
- c) Amman

Answer: b) Petra

Q1: Where is the bedroom?

Answer: The bedroom is in a tent.

Q2: Where is the dining room?

Answer: The dining room is on a boat.

Q3: Where is the cave home?

Answer: It is in Petra.

Q4: How many chairs can you see in the treehouse?

Answer: Two chairs.

True or False:

1] The treehouse has two chairs.

Answer: True

2] The bedroom is in a cave.

Answer: False (It's in a tent)

3] The dining room is on a boat.


Answer: True







4] You can see a bed and a lamp in the tent.

Answer: True


5] The cave home is in Amman.

Answer: False (It's in Petra)


1  **Listen and say.**




     

moon bedroom look book

2  **Are the sounds the same?**
Listen and tick (✓) or cross (x).

1 x 2 ✓ 3 ✓ 4 x

3  **Listen and say the tongue twister.**
The girl is in the bedroom. She's reading a book. There's the moon! Look!

abc Phonics

oo sound

moon

bedroom

look


book

✓ ملاحظة مبسطة للطلاب:

oo → /oo/ طويل: moon

oo → /u/ قصير: book - look

Write  the missing letters

b____k .

M____n .


W____d .

F____d

sp____n .

b____t .

Language booster



Language booster 2

How many activities can you say?



1 Listen and say. Then listen and number.



play hockey



play badminton



play tennis



play football



play table tennis



ride a bike



play basketball



fly a kite

2 Listen and draw 😊 or ☹️.



1



2



3



4



5



6



3 Say and play.

I enjoy...



tennis?

Yes!



LB2.3

I enjoy tennis.
I don't enjoy hockey.

★ Lesson: World Braille Day

World Braille Day

1 **Listen and stick. Then listen and say.**

1 touch

2 read

3 play

4 write

5 sign

6 dots

7 book

8 game

2 **Listen and chant.**

It's World Braille Day, today,
With lots of things to do and play.
Touch and count the dots to read,
Can you play a game with me?

3 **Say the chant again. Use different World Braille Day actions and words.**

read write book sign

44 forty-four

Vocabulary – الكلمات ومعانيها

Word	Meaning	Word	Meaning
touch	يلمس	Sign	يوقع
read	يقرأ	dots	نقاط
Play	يلعب	book	كتاب
Write	يكتب	game	لعبة

★ Lesson: World Environment Day

World Environment Day

1 Listen and stick. Then listen and say.

1 protect

2 nature

3 animals

4 share

5 world

6 think

7 ocean

8 talk

2 Listen and chant.

World Environment Day is fun,
Let's share ideas, everyone.
Learn about our world and see,
How we can protect nature, you and me!

3 Say the chant again. Use different World Environment Day actions and words.

talk think animals oceans

46 forty-six

Vocabulary – الكلمات ومعانيها

Word	Meaning	Word	Meaning
protect	يحمي	world	العالم
nature	الطبيعة	think	يفكر
animals	الحيوانات	ocean	محيط
share	يشارك	talk	يتحدث

★ Lesson: Hijri New Year

Hijri New Year

1 **Listen and stick. Then listen and say.**

1 family

5 neighbours

2 moon

6 prayer

3 meal

7 kindness

4 gift

8 peace

2 **Listen and chant.**

At Hijri New Year we are happy,
To be with friends and family.
With special meals and prayers,
There is kindness everywhere.

3 **Say the chant again. Use different Hijri New Year words.**

neighbours
gifts
peace

48 forty-eight

Vocabulary - الكلمات ومعانيها

Word	Meaning	Word	Meaning
family	عائلة	moon	قمر
neighbours	الجيران	prayer	صلاة
meal	وجبة	kindness	لطف
gift	هدية	peace	سلام

Challenges are nothing"

but steps of a ladder

leading you toward

**success, so don't
hesitate to move
forward**

,Best regards

"Teacher Areej Mallah"



