



وزارة التربية والتعليم
MINISTRY OF EDUCATION

English



2025-2026

Term 2

By

Mr. Ahmed Alkersh

0588788006



ENGLISH



Unit 5: Getting Around

Lesson 1: Getting to school

A- Match the words to the pictures:

1- Bus (.....)

2- Car (.....)

3- Boat (.....)

4- Bike (.....)

5- Metro (.....)

6- Train (.....)

7- Tram (.....)



B- Copy these vocabulary here in good hand writing:

Bus

car

boat

bike

metro

train

tram

Key Language:

How do you get to school?

- I go to school **by** bus.

- I go to school **by** train.

- I go to school **on** foot.

كيف تذهب إلى المدرسة؟

أنا أذهب إلى المدرسة **بواسطة** الباص.

أنا أذهب إلى المدرسة **بواسطة** القطار.

أنا أذهب إلى المدرسة **مشيا** على الإقدام.

C- Circle the correct answer:

- 1- How (do / does / are) you get to school?
- 2- I go to school (buy / by / on) car.
- 3- She (go / goes / going) to school by bus.
- 4- (Do / Does / Is) you walk to school?
- 5- They go to school (with / by / on) train.
- 6- My brother (go / goes / going) to school by bike.
- 7- We (are / is / do) going to school now.
- 8- I (don't / doesn't / am not) go to school by tram.
- 9- How (do / does / is) she get to school?
- 10- He goes to school (on / by / with) foot.
- 11- You (am / are / is) late for school!
- 12- They (go / goes / going) to school by metro.
- 13- She (don't / doesn't / isn't) go by car.
- 14- I'm going (to / too / for) school now.
- 15- Ahmed (goes / going / go) to school by bus every day.



Writing – About you

D- Write **three sentences** about how **you** and your family go to places:

Example:

- I go to school by bus. أنا أذهب إلى المدرسة بواسطة الباص.
- My father goes to work by car. أبي يذهب إلى العمل بواسطة السيارة.
- My sister walks to school. أختي تمشي إلى المدرسة.
- My brother goes to supermarket by bike. أخي يذهب إلى السوبر ماركت بواسطة الدراجة.

Now you write:

.....

Mr. Ahmed Alkersh
0588788006

.....

.....

Mr. Ahmed Alkersh
0588788006

Unit 5: Getting Around

Lesson 2: Road safety

A- Match the words to the pictures:

1- traffic lights



2- zebra crossing



3- stop



B- Copy these vocabulary here in good hand writing:

traffic lights

zebra crossing

road

stop

cross the road

C- Read the sentences. Choose the best title for the text:

- a) School safety b) Road safety c) Home safety

Don't run across the road!
Use the zebra crossing to cross the road!
Cross the road when you see the green man!
Don't cross the road when you see the red man!
Stop, look and listen when you cross the road!
Don't play on the road!

D- Read the text again. Circle true (T) or false (F).

- | | |
|---|-------|
| 1- Run across the road! | T / F |
| 2- Cross the road when you see the red man! | T / F |
| 3- Stop, look and listen when you cross the road! | T / F |
| 4- Don't play on the road! | T / F |
| 5- Use the zebra crossing to cross the road! | T / F |

Key Language:

Imperatives: We use them to tell someone what to do.

Rule:

- Use the **base form of the verb** (stop, listen, walk).
- **No subject** (no *you*).
- Use **Don't + verb** for negative commands.

Examples related to road safety:

- | | |
|--|-------------------------|
| 1- Stop at the red light. | قف عند الإشارة الحمراء. |
| 2- Look before you cross. | أنظر قبل أن تعبر. |
| 3- Don't play on the road. | لا تلعب في الشارع. |
| 4- Don't run across the street. | لا تجري عبر الطريق. |



E- Choose the correct imperative:

- 1- (Stop / Stops) at the red light.
- 2- (Listen / Listens) before you cross.
- 3- (Don't run / Doesn't run) on the road.
- 4- (Walk / Walks) carefully.
- 5- (Don't play / Don't plays) near cars.

F- Underline and Correct the mistakes

- 1- Stoped at the red light. (.....)
- 2- Don't runs on the road. (.....)
- 3- Look before you crosss. (.....)
- 4- Don't played in the street. (.....)
- 5- Walks carefully. (.....)

G- Complete the sentences with the words from the box:

run - stop - cross – play

Road Safety

- 1- _____ the road when you see the green man!
- 2- Don't _____ across the road!
- 3- _____, _____ and listen when you cross the road!
- 4- Don't _____ on the road!

H- Write 3 imperatives for road safety:

- 1-
- 2-
- 3-

Unit 5: Getting Around

Lesson 3: Language focus

A- Match the words to the pictures:

A- Race Track (.....)

B- Safari park (.....)

C- Aquarium (.....)



1



2



3

B- Use the words in the box to answer these questions:

Camels - fish – sharks – animals – people - trees

1- What's at the **aquarium**? ماذا يوجد في حوض السمك؟

There are and

2- What's at the **safari park**? ماذا يوجد في حديقة السفاري؟

There are,, and

3- What's at the **race track**? ماذا يوجد في مضمار السباق؟

There are,, and



Key language:

"going to + verb"

- We use "going to" to talk about future plans - things we will do later, not now.
- نستخدمها للحديث عن الخطط المستقبلية – الأشياء التي سنفعلها لاحقاً، ليس الآن.

Form: التكوين

subject + am/is/are + going to + infinitive				
Singular	I	am (I'm)	(not) going to	go do see play fight tell read go
	you	are (you're)		
	he she it	is (he's she's it's)		
Plural	you we they	are (you're we're they're)		
Be going to				

Examples:

- I **am going to** play football tonight. أنا سوف ألعب كرة قدم الليلة.
- He **is going to** read a book tomorrow. أنا سوف أقرأ كتاب غداً.
- They **are going to** write a story next week. أنا سوف أكتب قصة الأسبوع القادم.

C- Complete the sentences with the words in the box

visit – watch – going to – is – see – explore

- 1- Hana _____ going to _____ the aquarium.
- 2- Ben is going to _____ camel racing.
- 3- Mary is _____ animals at the safari park.
- 4- We are _____ visit the new museum.
- 5- They are going to _____ the desert.



D- Choose the correct answer.

1. I _____ going to eat lunch at 1:00.
a) is b) am c) are
2. The students _____ going to play football today.
a) is b) are c) am
3. My brother is going to _____ a new bike.
a) buy b) buying c) bought
4. Sam and Ali are going to _____ for the test.
a) study b) studied c) studies
5. She _____ going to visit her grandmother.
a) are b) is c) am

E- Underline the mistake and correct it:

- 1- He are going to play tennis. (.....)
- 2- They is going to visit the zoo. (.....)
- 3- I is going to read a book. (.....)
- 4- Sarah and Mary is going to swim. (.....)
- 5- We going to watch a movie. (.....)

F- Write 4 sentences about what you are going to do this weekend.

Use am / is / are + going to + verb.

- 1-
- 2-
- 3-
- 4-

Unit 5: Getting Around

Lesson 4: Treasure hunt

A- Write the correct words to make directions:

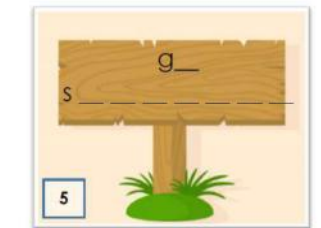
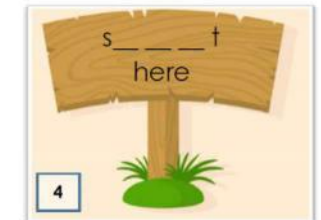
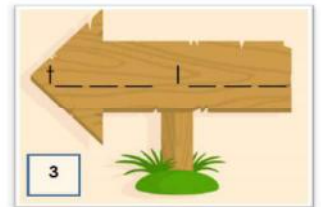
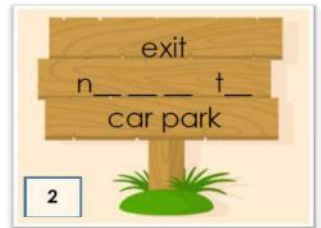
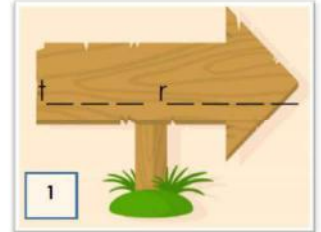
A. Start (.....)

B. Turn right (.....)

C. Turn left (.....)

D. Go straight (.....)

E. next to (.....)



B- Copy these vocabulary here in good hand writing:

Go straight

Turn right

Turn left

Next to

C- Write 3–4 sentences explaining the way

“How can I go to the supermarket?”

Use the direction words:

(start – turn right – turn left – go straight – next to)

Examples:

Start at the school.

Go straight to the first street.

Turn right and then turn left at the library.

The supermarket is next to the hospital.



Now it's time to write:

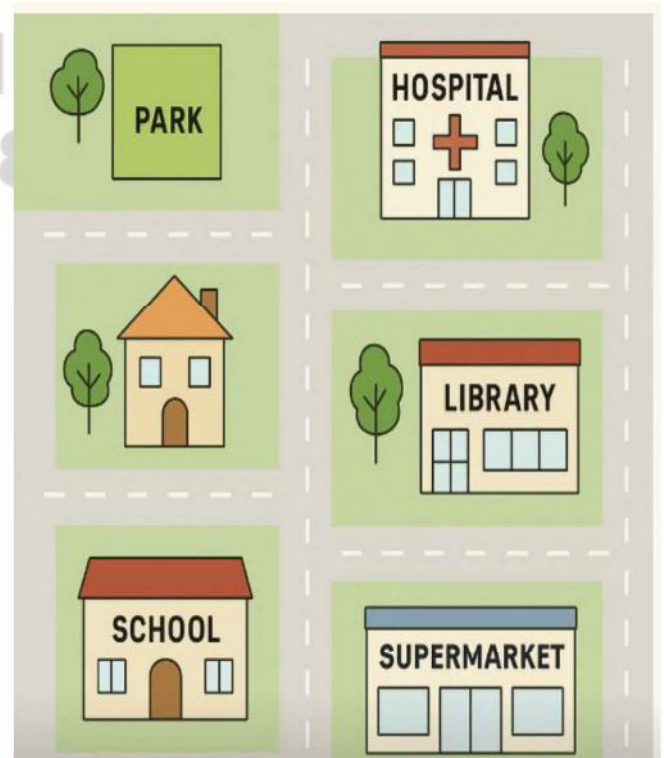
Start at the park.

.....

.....

.....

.....

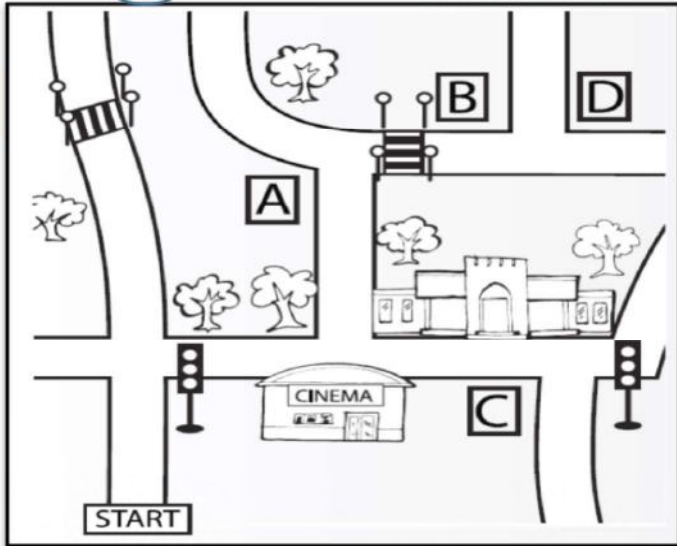


Unit 5: Getting Around

Lesson 5: Getting around the city

A- Follow the directions to find the swimming pool.

Circle the correct letter on the map. Is it A, B, C or D?



Find START. Then go straight and turn right at the traffic lights. Go straight and turn left at the cinema.

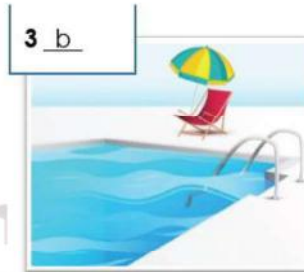
Go straight, then turn right and go past the zebra crossing. Turn left. The swimming pool is on the right.

B- Match the words to the pictures:

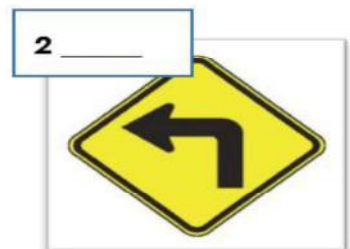
a) cinema




b) swimming pool



c) turn left



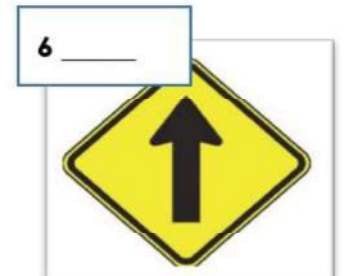
d) go straight



e) turn right

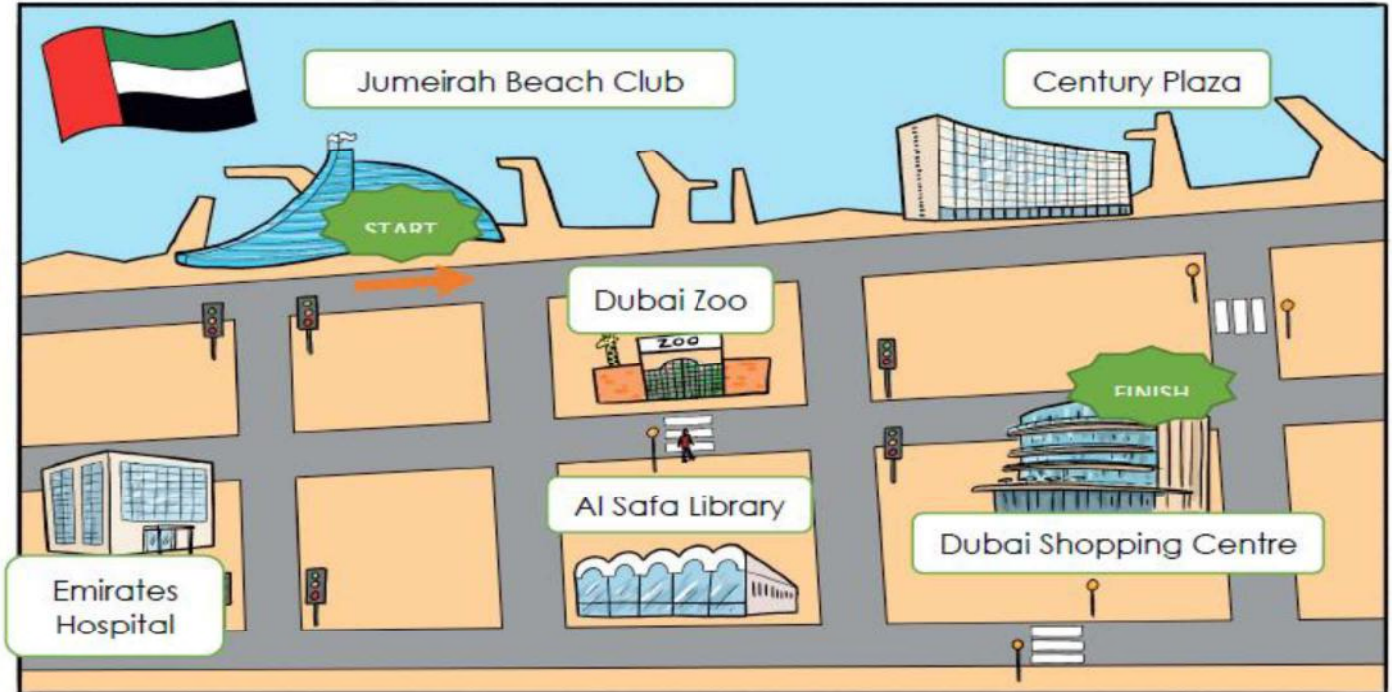


f) library



C- Look at the map of Dubai.

Complete the directions to the shopping centre:



crossing - left - start - right - straight

- 1- _____ at the Jumeirah Beach Club.
- 2- Go _____ and turn right before the Dubai Zoo.
- 3- Go straight and turn _____.
- 4- Go past the zebra _____ and the traffic lights.
- 5- The Dubai Shopping Centre is on the _____.

Note:

“Go past” means to continue walking or driving forward without stopping at a place.

Example:

- To get to the library, you need to go past the supermarket, then turn left.

Unit 5: Getting Around

Lesson 6: Language focus

A- Match the words to the pictures:

1- crocodile

2- giraffe

3- flamingo

4- camel



B- Copy these vocabulary here in good hand writing:

Buy يشتري

take photos يلتقط صورة

Crocodile تمساح

Giraffe زرافة

Flamingo طائر الفلامنجو

Tomorrow غدا



C- Read about Maha's plan to visit the safari park and answer the questions:

I'm going to visit the safari park tomorrow with my family. I can't wait!
We're going to see the camels and the flamingos. We're not going to see the crocodiles. We're going to feed the giraffes. We're not going to take lunch. We can buy food there. I'm going to take my camera. I want to take lots of photos!

1- Where is Maha going tomorrow?

- a) the aquarium b) the mall c) the safari park

2- What is Maha going to see?

- a) camels and flamingos b) crocodiles c) camels and giraffes

3- What is she going to feed?

- a) camels and flamingos b) giraffes c) lunch

4- What is she going to take?

- a) lunch b) camera c) camels

D- Complete the sentences to make questions. Use the words in the boxes.

do

1- What **..are..** you **..going to do..** tomorrow?

see

2- What sheat the zoo?

take

3- What they on the trip?

visit

4- What he next week?



Unit 5: Getting Around

Lesson 7: Lost in the mall

A- Match the words to the pictures:

1- Entrance



2- Car park



3- Clothes shop



4- Food court



B- Copy these vocabulary here in good hand writing:

Entrance مدخل

Car park موقف سيارات

Clothes shop محل ملابس

Food court ساحة طعام

Level طابق/مستوي

first الأول

Second الثاني



Ordinal numbers

1st First الأول

2nd Second الثاني

3rd Third الثالث

4th Fourth الرابع

5th Fifth الخامس

6th Sixth السادس

10th Tenth العاشر

21st Twenty first الحادي والعشرون

22nd Twenty second الثاني والعشرون

23rd Twenty third الثالث والعشرون

24th Twenty fourth الرابع والعشرون

C- Complete the conversation. You can use the words in the box to help you.

shoe shop - supermarket - 2nd - car park - clothes shop -
4th - entrance - 5th - Where - Suhail

A: Hi _____. _____ are you?

B: Hello _____ (your name). I'm in Dubai Mall.

A: Me too! I'm in the _____ on the _____ floor.

Where are you?

B: I'm in the _____ on the _____ floor.

A: Ok, let's meet next to the _____ on the _____ floor.

B: Ok, see you soon!

D- Match the words to the pictures:

1- Shoe shop



2- Book shop



3- Music shop



4- Electronics shop



E- Choose the correct answer:

1- The shoe shop is on the 3rd floor. Where is the shoe shop?

- A. On the first floor B. On the third floor C. On the fifth floor D. On the second floor

2- You want to buy a book. The book shop is on the 1st floor. Where should you go?

- A. The 4th floor B. The 1st floor C. The 3rd floor D. The 2nd floor

3- The music shop is on the 2nd floor. What is the correct ordinal number?

- A. Two-th B. Twond C. Second D. Two-st

4- The electronics shop is on the 4th floor. Which is the correct way to write it?

- A. 4rd B. 4th C. 4nd D. 4st

Unit 5: Getting Around

Lesson 8: An invitation



A- Read the invitation and answer the questions:

Dear Hassan,

I would like to invite you to my party.

We are going to have a party on Friday at my house. The party will start at 6:30pm.

We are going to eat ice cream and cake.

Would you like to come?

Your friend,

Majid

- 1- What day is the party?
- 2- What time is the party?
- 3- What are they going to eat?
- 4- Who is the invitation from?

B- Read again and choose the correct answer:

- 1- What is the greeting? Dear Hassan, --- Your friend,
- 2- What is the closing? Dear Hassan, --- Your friend,

Language Tip: Always use a comma after the greeting and closing of a letter.

Dear Emma,
Your friend,

wedding: when two people get married and friends and family celebrate.

Ex. I would like to invite you to my **wedding** on the 5th of July.



C- Read the invitation and the reply. Add commas after the correct words

1

Dear Sarah

I would like to invite you to my wedding
on the 5th of July.

Your friend
Kate

2

Dear Kate

Thank you for your invitation.
I would love to come to your
wedding.

Your best friend
Sarah

D- Complete the sentences with the words from the box:

See you - would love - Thank you

1- _____ for your invitation.

2- I _____ to come to your party.

3- _____ soon.

E- Write your reply to Majid's invitation:

Dear _____,

Your friend,

Unit 5: Getting Around

Lesson 9: A day in Dubai

New vocabulary:

Word	Arabic translation	Example
busy (person)	مشغول	I was busy yesterday.
busy (place)	مزدحم	The street was busy today.
excited	متحمس	She was excited for the trip.
kind	لطيف	He was kind to his sister.
funny	مضحك	The movie was funny .
drums	طبول	He played the drums loudly.
hug	عناق	She gave her dad a hug .
lost	تائه / ضائع	The boy was lost at the beach.
shout	يصرخ	He shouted for help.

Ahmed's day in Dubai

A- Read this story. Circle true (T) or false(F):

I live in a small village and I love visiting new places. This was my first time in Dubai. I was so excited!

We got up early in the morning. First, we visited my father's friend. He was kind and funny. I hope we can meet him again. After this, we went to the city and walked around.

We walked on a busy street with lots of people. It was fun.

1- They left in the afternoon. T / F

2- They visited Ahmed's grandmother. T / F

3- There were no people in the streets. T / F

4- Ahmed liked the city. T / F

B- Read the next part of the story. Answer these questions:

Some men were playing drums in the street. I moved closer to listen to them play. When I turned around, my family were not there!

I went to the market, but my family were not there. I went back to the street, but they were not there. I couldn't see my family anywhere! I was lost!

- 1- **What happened to Ahmed?**
- 2- **What were the men doing in the street?**
- 3- **Why did Ahmed move closer?**
- 4- **Where did Ahmed go first to look for his family?**

C- Read the last part of the story and answer the questions.

Suddenly, a man with a kind face said to me, 'Are you ok? Are you lost?'

'Yes', I replied sadly, and the man said, 'There is a father looking for his son.

Are you Ahmed?' 'Yes!' I shouted happily.

I was back with my family and I was so happy. My father hugged me and said, 'Ahmed, be careful and stay close! If you don't pay attention, you will get lost again.'

- 1- **Who found Ahmed?**

.....

- 2- **What did Ahmed's father say to Ahmed?**

.....

- 3- **Do you like the end of the story? Why or why not?**

.....

