



UNITED ARAB EMIRATES
MINISTRY OF EDUCATION



2025-2026



ACCESS BOOK

5



Grade
05

Access

English Language

Coursebook

Book 5

Volume 2

1446 - 1447 A.H. / 2025 - 2026 A.D.




Image credits: Pg.92) Dubai metro by Tim Adams / creativecommons.org Pg.92) Dubai tram by lantomferry / creativecommons.org Pg.92) Ferry by freestockcenter / Freepik.com Pg.92) cars in traffic by Freepik.com Pg.92) bicycles by Freepik.com Pg.92) schoolbus by Die4Kids / creativecommons.org Pg.92) high speed train by macrovector / Freepik.com Pg.94) traffic signs by macrovector / Freepik.com Pg.96) plane vector by Freepik.com Pg.98) wooden signs by Freepik.com Pg.99) old paper by brgfx / Freepik.com Pg.100) movie theatre by Freepik.com Pg.100) library by katemangostar / Freepik.com Pg.100) swimming pool by Freepik.com Pg.104) Food court by Mike Kalasnik / Flickr.com Pg.104) parking lot by carlosftw / Pixabay.com Pg.104) Shopping mall entrance by Danny Robinson / creativecommons.org Pg.104) clothes shop by metamiz / Pixabay.com Pg.104) woman on telephone by Freepik.com Pg.104) woman holding coffee by senivpetro / Freepik.com Pg.104) lift buttons by Narcis Ciocan / Pixabay.com Pg.104) bookshop by klimklim / Pixabay.com Pg.104) music shop by Mypixhell / Pixabay.com Pg.104) electronics store by b0jangles / Flickr.com Pg.106) balloons by Freepik.com Pg.106) invitation paper by Freepik.com Pg.106) black frame with rose by user5812043 / Freepik.com Pg.106) confetti on paper by denamorado / Freepik.com Pg.106) blurred beach by Freepik.com Pg.112) campfire by Freepik.com Pg.112) restaurant by rawpixel.com Pg.112) father and son fishing by Freepik.com Pg.112) notepaper by zirconicusso Pg.114) pottery by Freepik.com Pg.114) palette by macrovector Pg.114) wooden board by topntp26 Pg.114) drawing pin by rawpixel.com Pg.114) tent by Freepik.com Pg.114) sports balls by Freepik.com Pg.116) tiger by Pelican / Flickr.com Pg.116) Oryx by Shankar S. / Flickr.com Pg.116) Jebel Hafeet by creativecommons.org Pg.116) oasis by trolvag / creativecommons.org Pg.116) suitcase, jacket, trainers, hat, picnic by Freepik.com Pg.116) towel by vectorpouch / Freepik.com Pg.116) toothbrush by brgfx / Freepik.com Pg.116) backpack by natkacheva / Freepik.com Pg.116) sunglasses by euco / Freepik.com Pg.118) red telephone boxes by rawpixel.com Pg.118) houses of parliament by Sarahlarkin / Pixabay.com Pg.121) world map by Freepik.com Pg.122) bamboo forest by Casey Yee / Flickr.com Pg.122) notebook by Freepik.com Pg.122) polaroid by Freepik.com Pg.122) Tokyo dome by Dick Thomas / creativecommons.org Pg.122) bullet train by creativecommons.org Pg.122) Osaka castle by Otto Domes / creativecommons.org Pg.122) monkey park by Andrea Schaffer / Flickr.com Pg.122) gold palace by creativecommons.org Pg.124) weather icons by bamdewanto Pg.124) funfair stall by brgfx / Freepik.com Pg.126) cartoon toys by Freepik.com Pg.127) cartoon funfair images by brgfx Pg.127) confetti by starline / Freepik.com Pg.127) rosette by macrovector / Freepik.com Pg.130) toothbrush by macrovector / Freepik.com Pg.130) backpack by natkacheva / Freepik.com Pg.130) sunglasses by euco / Freepik.com Pg.130) hat by Freepik.com Pg.130) farm landscape by Freepik.com Pg.134) old farmer by Freepik.com Pg.135) farmers by Jemastock / Freepik.com Pg.135) shovel and mud by brgfx / Freepik.com Pg.135) beautiful landscape by Kjpargeter / Freepik.com Pg.136) girl by brgfx Pg.138) snake and scorpion by macrovector_offical / Freepik.com Pg.138) desert landscape by Kjpargeter / Freepik.com Pg.139) hand and TV by makyyz Pg.140) art frame by macrovector Pg.140) person cooking by Freepik.com Pg.140) people playing games by pikisuperstar Pg.140) postcard by rawpixel.com / Freepik.com Pg.142) Paris in the rain by Ron Reiring / Flickr.com Pg.146) starry background by Freepik.com.

All other images from The Ministry of Education

Introduction to Access Book 5

This Access course is designed to build upon a foundation of English literacy and language skills and aims to:

- develop and extend listening, speaking, reading and writing skills.
- develop and build on language structures.
 - develop and build on vocabulary.
 - explore global and local topics.

The following themes, skills and structures are explored in the book:

Unit	Reading and writing skills	Listening and speaking skills	Language	Vocabulary
Unit 5 Getting around	<u>Reading:</u> Signs Directions Invitations Story <u>Writing:</u> Replying to an invitation Simple directions	<u>Listening:</u> Following directions Short interviews Phone conversation <u>Speaking:</u> Saying how you get to school Giving directions Saying where you are	Going to	Transport Directions Places
Unit 6 Looking backwards and forwards	<u>Reading:</u> Summer camp posters Email Diary entry Story <u>Writing:</u> An email reply A diary entry	<u>Listening:</u> Conversation Interview Story <u>Speaking:</u> Talking about holidays Expressing preferences Giving reasons Asking and answering questions	Was	Holidays Outdoors School Toys
Unit 7 Story time	<u>Reading:</u> Postcard Poem Rhyme Story <u>Writing:</u> A postcard A poem	<u>Listening:</u> Poem Rhyme Story <u>Speaking:</u> Talking about personal characteristics Re-telling a story Rhyming	Past simple	Personal characteristics Rhyming words



content is defined on smart learning app



Unit 5: Getting around

Lesson 1: Getting to school

Key Language

How

How do you get to school?

Vocabulary

bus, car, boat, bike, metro, train, tram

1 Talk

Look at the pictures. What can you see?



2 Vocabulary

Match the words in the box to the correct picture.

tram

boat

metro

bike

bus

car

a _____

d _____

b _____

e _____

c _____

f _____



3 Listen Track 26

Listen to the students say how they get to school.
Match the names to the correct picture.

Mark

Sara

Tom

Mary



4 Practice

Circle the correct word.

- 'Who / How do you get to school?'
- 'I go to school **by** / **buy** car.'

How do you get to school?

I go to school by...

Speaking Tip

When you answer the question,
you can say:

'I go to school by train.'

or

'By train.'

5 Talk

Ask your classmates, 'How do you get to school?' and complete the table.

Name	Transport



Lesson 2: Road safety

Key Language

Imperatives

Stop at a red light.

Vocabulary

traffic light, zebra crossing, road, stop, cross the road

1 Read

Read the sentences. Choose the best title for the text.

a) School safety

b) Road safety

c) Home safety



Don't run across the road!

Use the zebra crossing to cross the road!

Cross the road when you see the green man!

Don't cross the road when you see the red man!

Stop, look and listen when you cross the road!

Don't play on the road!



2 Read

Read the text again. Circle true (T) or false (F).

- | | | |
|---|--|-------|
| 1 | Run across the road! | T / F |
| 2 | Cross the road when you see the red man! | T / F |
| 3 | Stop, look and listen when you cross the road! | T / F |
| 4 | Don't play on the road! | T / F |
| 5 | Use the zebra crossing to cross the road! | T / F |

3 Read

Match the sentences to the pictures.

1 Don't play football on the road!

2 Use the zebra crossing to cross the road!

3 Don't cross the road!



a



b



c

4 Vocabulary

Write the correct words under the pictures.

traffic lights

zebra crossing

stop sign



1 _____

2 _____

3 _____

5 Read

Complete the sentences with the words from the box.

run

stop

cross

play

look

Road Safety

1 _____ the road when you see the green man!

Don't 2 _____ across the road!

3 _____, 4 _____ and listen when you cross the road!

Don't 5 _____ on the road!



Lesson 3: Language focus

1 Vocabulary

Match the words to the pictures.



1



2



3

race track

safari park

aquarium

2 Talk

Answer the questions.

- 1 What's at the aquarium?
- 2 What's at the safari park?
- 3 What's at the race track?

There are...

camels

fish

sharks

animals

people

trees

3 Listen Track 27

Listen to three students talk about their holidays. Circle the places you hear.

Ajman

Dubai

Abu Dhabi

Al Ain

Going to

going to + verb

I am

You are

We are

They are

He is

She is

going to visit Dubai.

I'm going to visit the aquarium.

We're going to watch a race.



Key Language

Going to

I'm going to visit Dubai.

Vocabulary

visit, watch, see, race,
next week, can't wait

4 Listen Track 27

Listen and tick (✓) what the students are going to do.

	visit the aquarium	watch camel racing	see animals
Hana			
Ben			
Mary			

5 Practice

Complete the sentences with the words in the box.

going to watch visit is

1 Hana _____ going to _____ the aquarium.

2 Ben is going to _____ camel racing.

3 Mary is _____ see animals at the safari park.

6 Talk

What are you going to do next week?

Circle your answers below. Then tell your partner.

I'm going to play sports.

eat at a restaurant	visit the aquarium	play in the park	go to the desert
visit Abu Dhabi	visit the safari park	watch camel racing	watch TV
visit Fujairah	go to the mall	play sports	visit Dubai

Lesson 4: Treasure hunt

Key Language

Imperatives

Turn left.

Vocabulary

start, turn, left, right, go straight, next to

1 Listen Track 28

Listen and circle the words you hear.

1 turn left / turn right

4 start / go straight

2 go straight / start

5 next to / turn left

3 turn right / next to

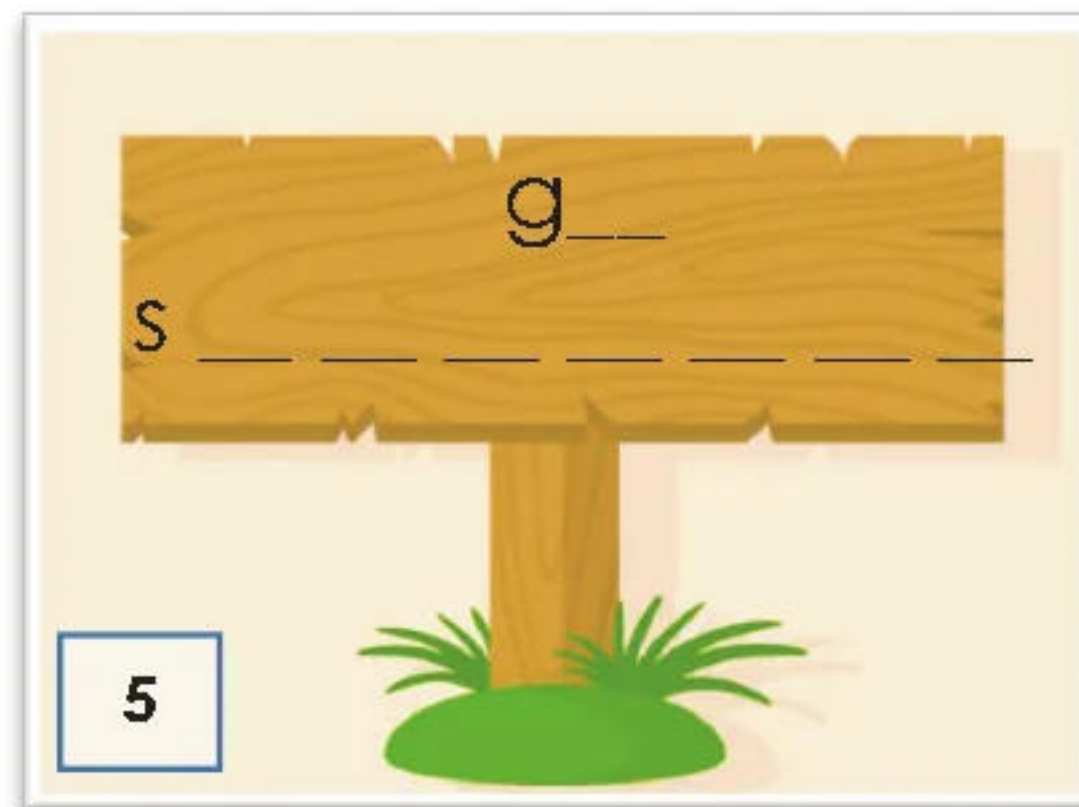
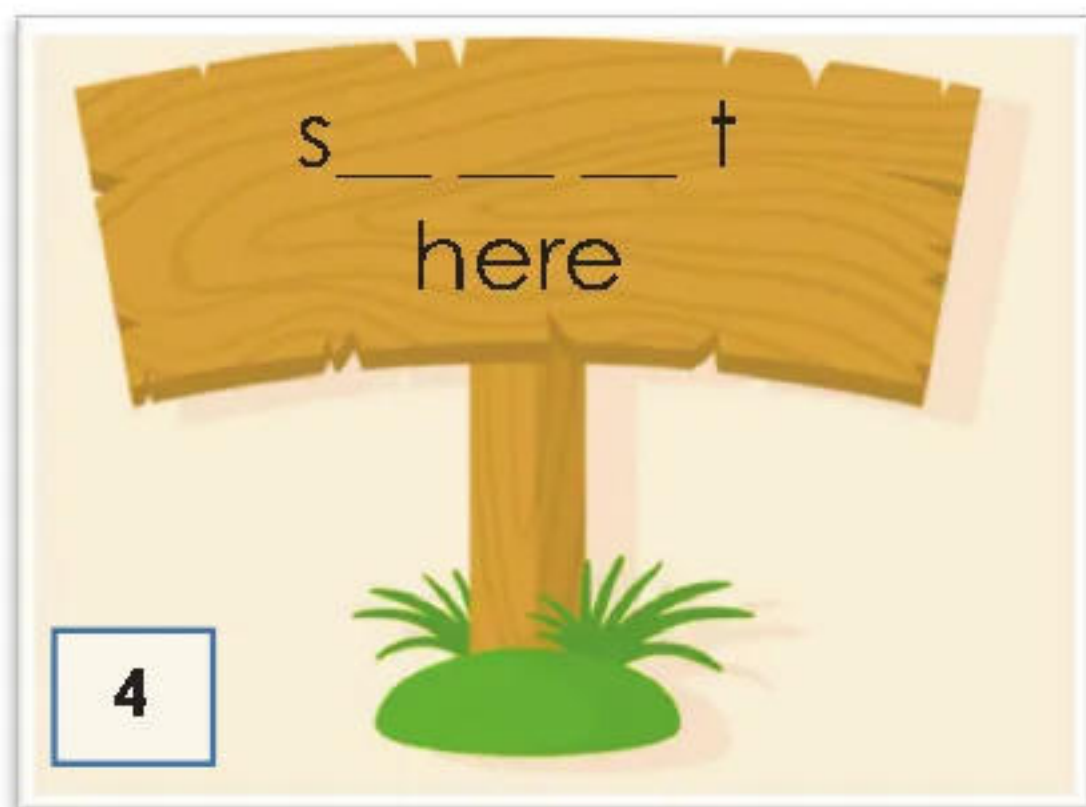
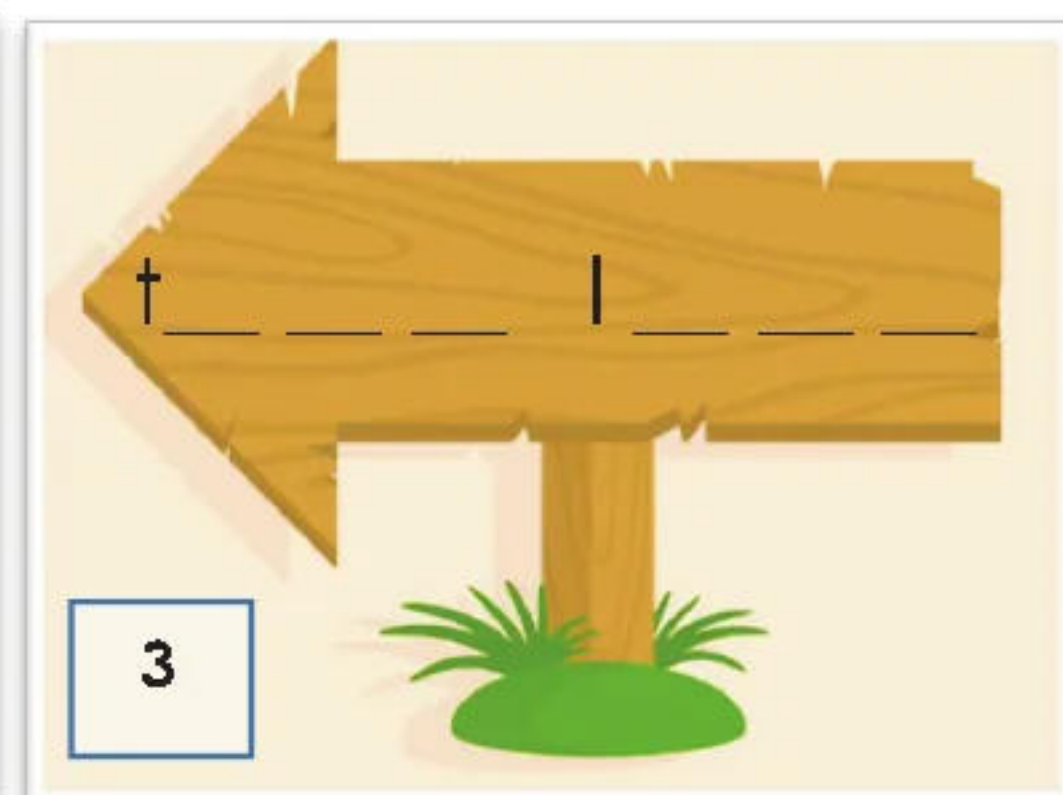
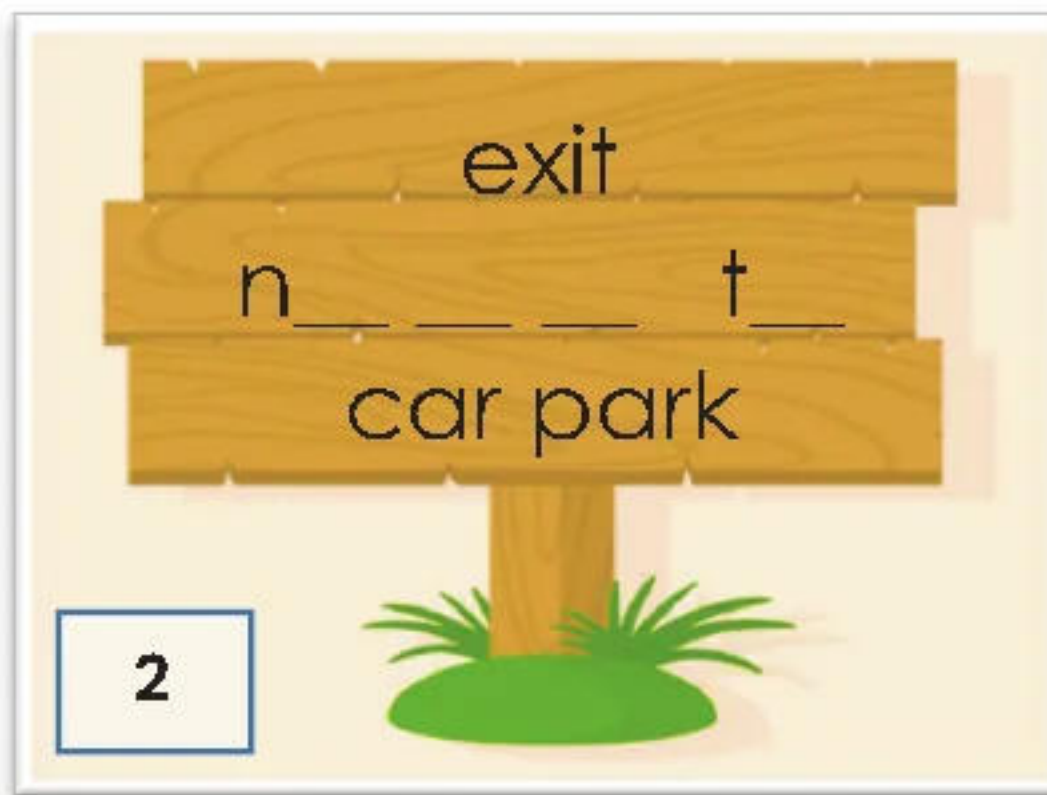
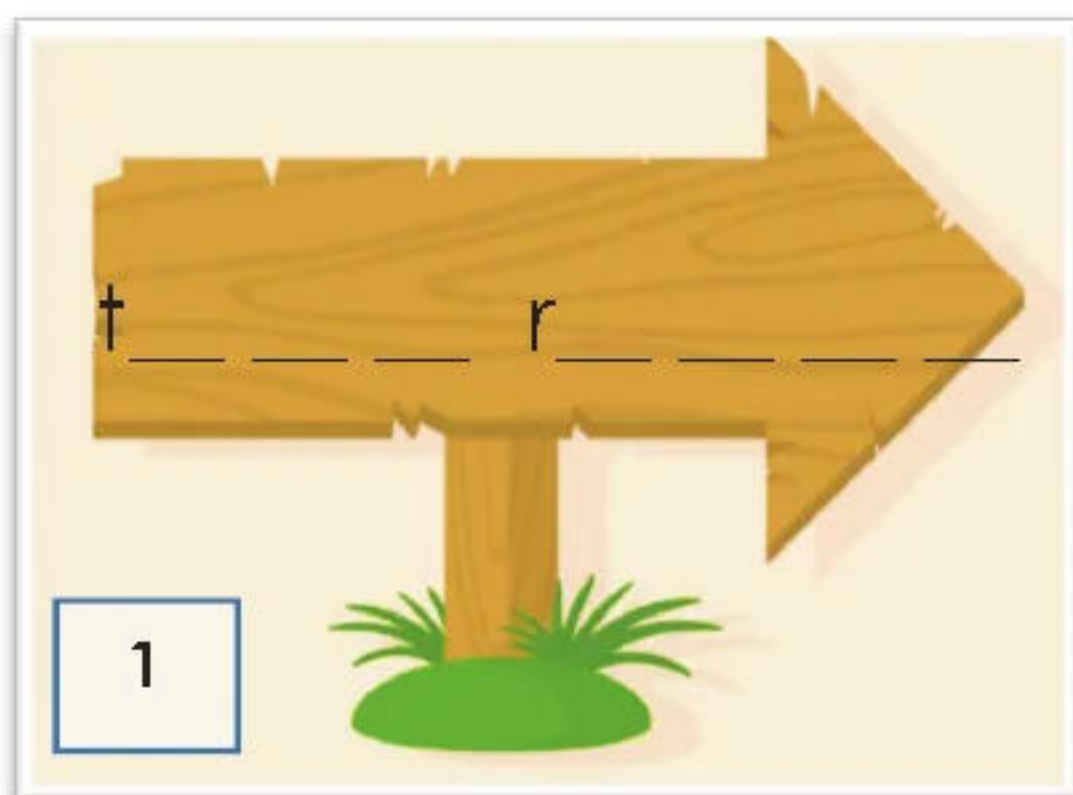
6 turn right / start

Listening Tip

Read the words before you listen.

2 Vocabulary

Write the correct words to make directions.



Listen and complete the directions to the treasure.

Listen and complete the directions to the treasure.

_____ at the red house.

Go straight, then turn _____.

Go _____, turn right again.

Turn _____.

The treasure is next to the _____.

Read the directions. Colour the houses with the correct colour, red or blue.



Draw your own house on the map. Give your partner directions to your house.

Lesson 5: Getting around the city

1 Vocabulary

Match the words to the pictures.

- | | | |
|----------------|------------------|--------------|
| a) cinema | b) swimming pool | c) turn left |
| d) go straight | e) turn right | f) library |

Key Language

Giving directions
Go straight, then turn left.


Vocabulary

library, cinema, swimming pool, beach club, zoo, shopping centre, go past


1 _____




2 _____



3 b



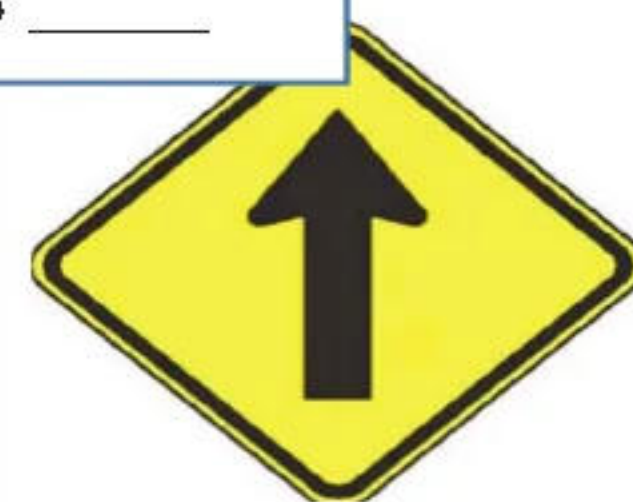
4 _____



5 _____



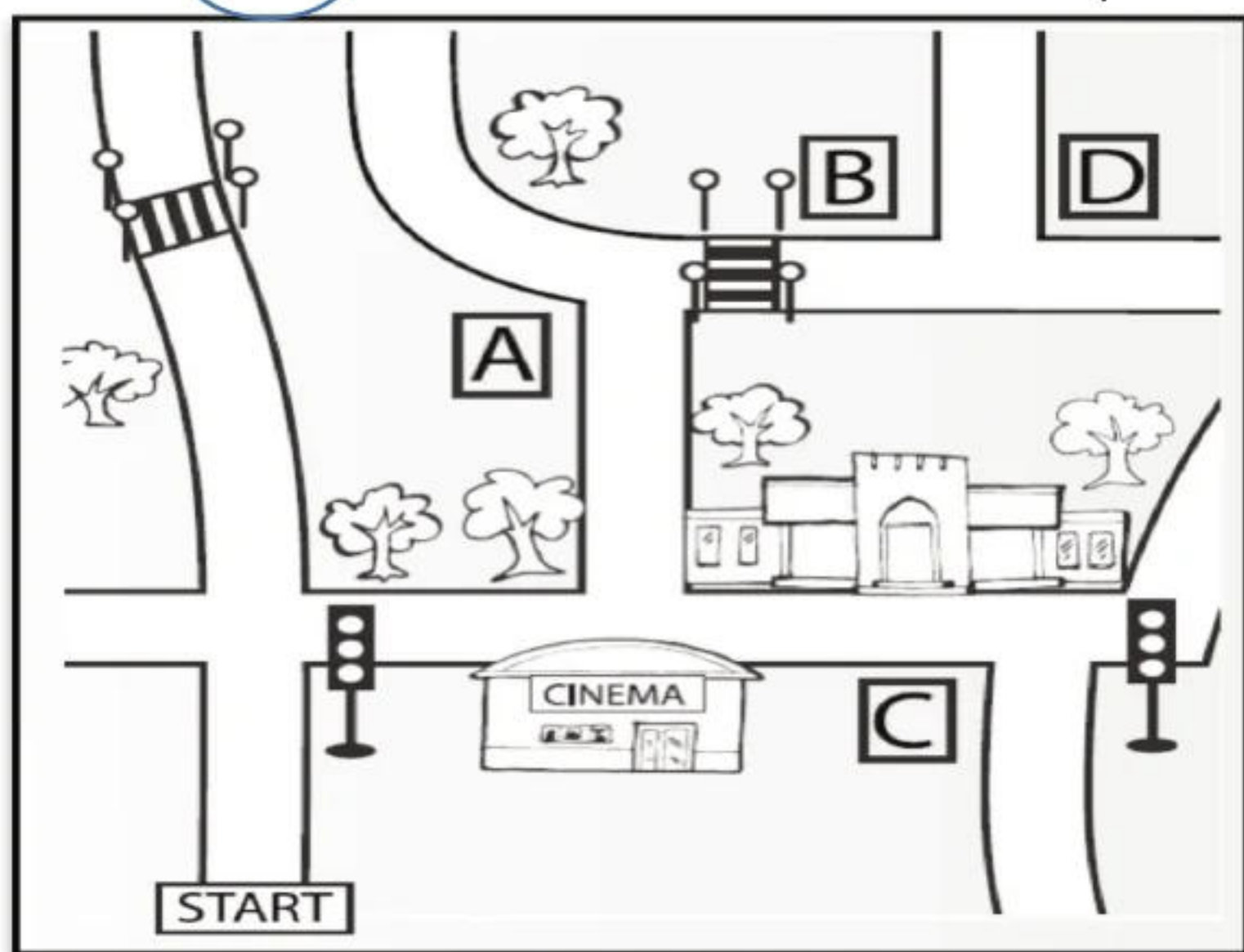
6 _____



2 Read

Follow the directions to find the swimming pool.

Circle the correct letter on the map. Is it A, B, C or D?



Find START. Then go straight and turn right at the traffic lights. Go straight and turn left at the cinema.

Go straight, then turn right and go past the zebra crossing. Turn left. The swimming pool is on the right.

3 Write

Look at the map of Dubai. Complete the directions to the shopping centre.

crossing left start right straight

1 _____ at the Jumeirah Beach Club.

Go 2 _____ and turn right before the Dubai Zoo.

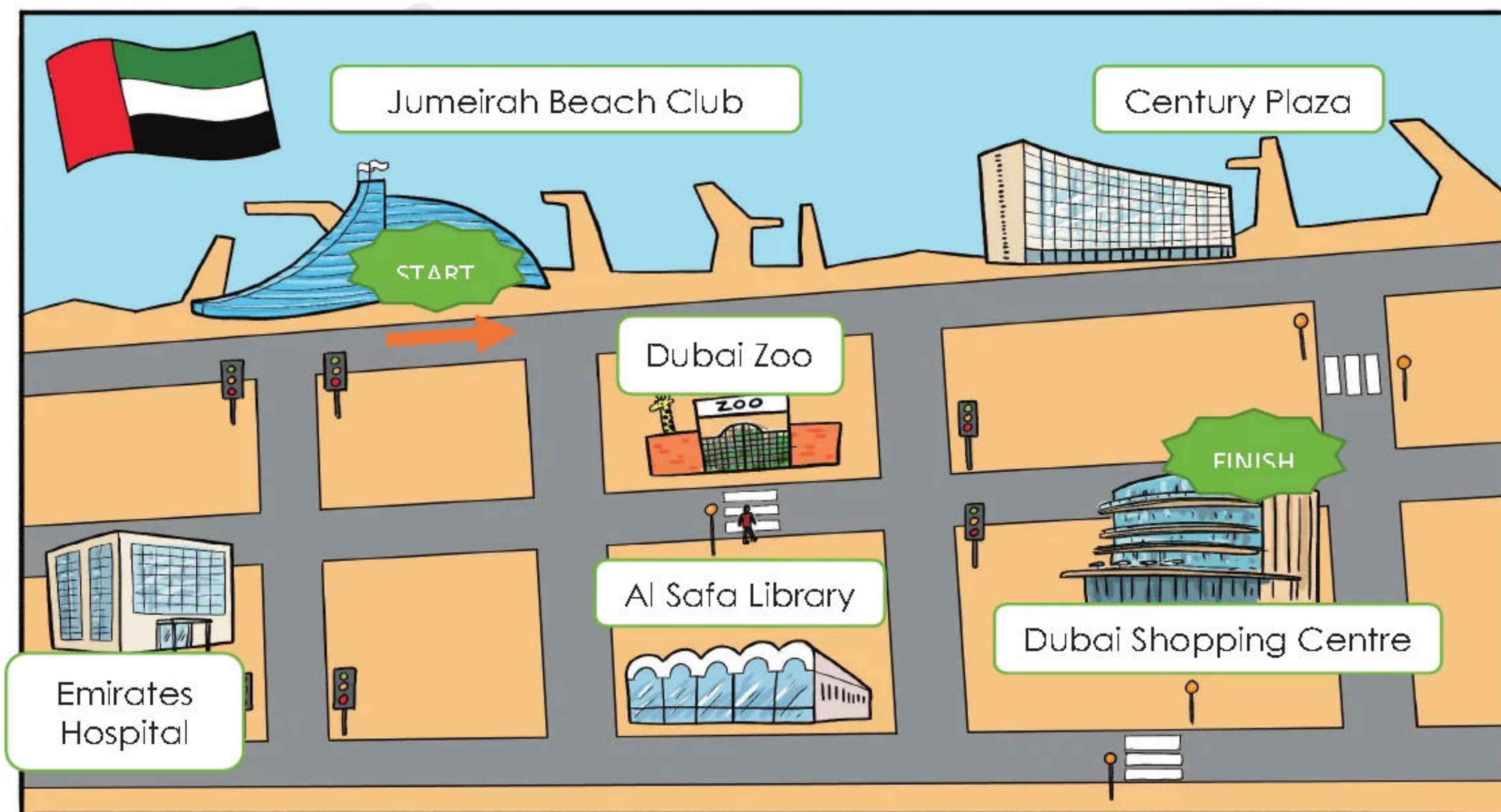
Go straight and turn 3 _____.

Go past the zebra 4 _____ and the traffic lights.

The Dubai Shopping Centre is on the 5 _____.

Vocabulary

go past:
continue and
don't stop



4 Talk

Choose a place on the map and give directions to your partner.
When you finish, complete the table below.

	Me	My partner
Start		
Finish		

Start at Jumeirah beach club.

Lesson 6: Language focus

1 Vocabulary

Write the correct words under each picture.

flamingo crocodile camel giraffe



1 _____ 2 _____ 3 _____ 4 _____

2 Talk

Where can you see the animals in **1**?

You can see camels in the desert.

3 Talk

Read about Maha's plan to visit the safari park.
Circle 'going to'.

I'm going to visit the safari park tomorrow with my family. I can't wait!

We're going to see the camels and the flamingos. We're not going to see the crocodiles.
We're going to feed the giraffes. We're not going to take lunch. We can buy food there.

I'm going to take my camera. I want to take lots of photos!



Going to

I am

You are

We are (not) going to see the giraffes. They are

He is

She is

What are you going to see?

I'm going to see the camels.

I'm not going to see the crocodiles.

Key Language

Going to

I'm going to visit Dubai.

Vocabulary

buy, take photos,
crocodile, giraffe,
flamingo, tomorrow

4 Read

Read again and answer the questions.

1 Where is Maha going tomorrow?

a) the aquarium

b) the mall

c) the safari park

2 What is Maha going to see?

a) camels and flamingos

b) crocodiles

c) camels and giraffes

3 What is she going to feed?

a) camels and flamingos

b) giraffes

c) lunch

4 What is she going to take?

a) lunch

b) camera

c) camels

5 Practice

Complete the sentences to make questions. Use the words in the boxes.

do

1 What are you going to do tomorrow?

see

2 What _____ she _____?

take

3 What _____ they _____?

6 Practice

Complete the dialogue with your own ideas.
Then practise with a partner.

A: What are you going to do tomorrow?

B: I'm going to visit _____.

A: What are you going to see?

B: I'm going to _____.

Lesson 7: Lost in the mall

1 Listen Track 30

Listen to Alia and Maha. Where are they?

- a) Supermarket b) School c) Shopping mall



Key Language

Prepositions of place
I'm **on** the second floor.

Vocabulary

entrance, on the...floor,
car park, food court,
clothes shop, shoe shop

2 Listen Track 30

Listen again and tick (✓) the places you hear.

Vocabulary

floor: a level in a hotel or shopping mall.

The food court is on the **5th floor**.

first: 1st

third: 3rd

fifth: 5th

second: 2nd

fourth: 4th



Entrance



Car park ____



Clothes shop ____



Food court ____

3 Vocabulary

Match the numbers to words.

fourth floor

3

fifth floor

4

second floor

5

first floor

2

third floor

1

4 Talk

Complete the conversation. You can use the words in the box to help you.
Then practise with your partner.

shoe shop

4th

supermarket

entrance

2nd

car park

5th

clothes shop

Where

A: Hi _____ (your friend's name). _____ are you?

B: Hello _____ (your name). I'm in Dubai Mall.

A: Me too! I'm in the _____ on the _____ floor.

Where are you?

B: I'm in the _____ on the _____ floor.

A: Ok, let's meet next to the _____ on the _____ floor.

B: Ok, see you soon!

5 Talk

Practise the conversation again with different ideas.
Use the pictures to help you.

shoe shop



bookshop

music shop



electronics shop

Lesson 8: An invitation

1 Read

Read the invitation and answer the questions.

- 1 What day is the party?
- 2 What time is the party?
- 3 What are they going to eat?

Key Language

Going to
We are **going to** play on Friday.

Vocabulary

invitation, party, invite, ice cream, best friend

Dear Hassan,

I would like to invite you to my party.

We are going to have a party on Friday at my house. The party will start at 6:30pm.

We are going to eat ice cream and cake.

Would you like to come?

Your friend,
Majid

2 Read

Read again and answer the questions.

- 1 What is the greeting? **Dear Hassan, / Your friend,**
- 2 What is the closing? **Dear Hassan, / Your friend,**

Language Tip

Always use a comma after the greeting and closing of a letter.

Dear Emma,
Your friend,

3 Read

Read the invitation and the reply.
Add commas after the correct words.

1

Dear Sarah

I would like to invite you to my wedding
on the 5th of July.

Your friend
Kate

Vocabulary

wedding: when two people get married
and friends and family celebrate.

2

Dear Kate

Thank you for your invitation.
I would love to come to your
wedding.

Your best friend
Sarah

4 Write

Complete the sentences with the words
from the box.

See you

would love

Thank you

- 1 _____ for your invitation.
- 2 I _____ to come to your party.
- 3 _____ soon.

5 Write

Write your reply to Majid's invitation.

Dear _____,

Your friend,

Lesson 9: A day in Dubai

1 Read Track 31

Read the start of the story.
Why was Ahmed excited?

Ahmed's day in Dubai

I live in a small village and I love visiting new places. This was my first time in Dubai. I was so excited!

2 Read Track 32

Read the next part of the story.
Circle true (T) or false (F).

We got up early in the morning. First, we visited my father's friend. He was very kind and funny. I hope we can meet him again.

After this, we went to the city and walked around. We walked on a busy street with lots of people. It was fun.

Vocabulary

busy: lots of people moving and lots of things happening

lost: when you don't know where you are

Key Language

Was
I **was** so excited!

Vocabulary

busy, excited, kind, funny, drums, hug, lost, shout



- | | | |
|---|--------------------------------------|-------|
| 1 | They left in the afternoon. | T / F |
| 2 | They visited Ahmed's grandmother. | T / F |
| 3 | There were no people in the streets. | T / F |
| 4 | Ahmed liked the city. | T / F |



3 Read Track 33

Read the next part of the story. What happened to Ahmed?

Some men were playing drums in the street. I moved closer to listen to them play. When I turned around, my family were not there!

I went to the market, but they were not there. I went back to the street, but they were not there. I couldn't see my family anywhere! I was lost.



Reading Tip

When you are reading, think about what will happen next. This will make the story more interesting.

4 Read Track 34

Read the last part of the story and answer the questions.

Suddenly, a man with a kind face said to me, 'Are you ok? Are you lost?' 'Yes', I replied sadly, and the man said, 'There is a father looking for his son. Are you Ahmed?' 'Yes!' I shouted happily.

So, five minutes later, I was back with my family and I was so happy. My father hugged me and said, 'Ahmed, be careful and stay close! If you don't pay attention, you will get lost again.'

- 1 Who found Ahmed?
- 2 What did Ahmed's father say to Ahmed?

5 Talk

Do you like the end of the story?
Why or why not?



Lesson 10: Review

1 Vocabulary

Write the correct words under the pictures.

bus car boat bike train



1 _____



2 _____



3 _____



4 _____



5 _____

2 Listen Track 35

Listen to the students say how they get to school.
Match the student to the transport.

Amy

by bike

Arjun

by train

Mariam

by bus



3 Talk

Talk to your partner. Say how you get to school.

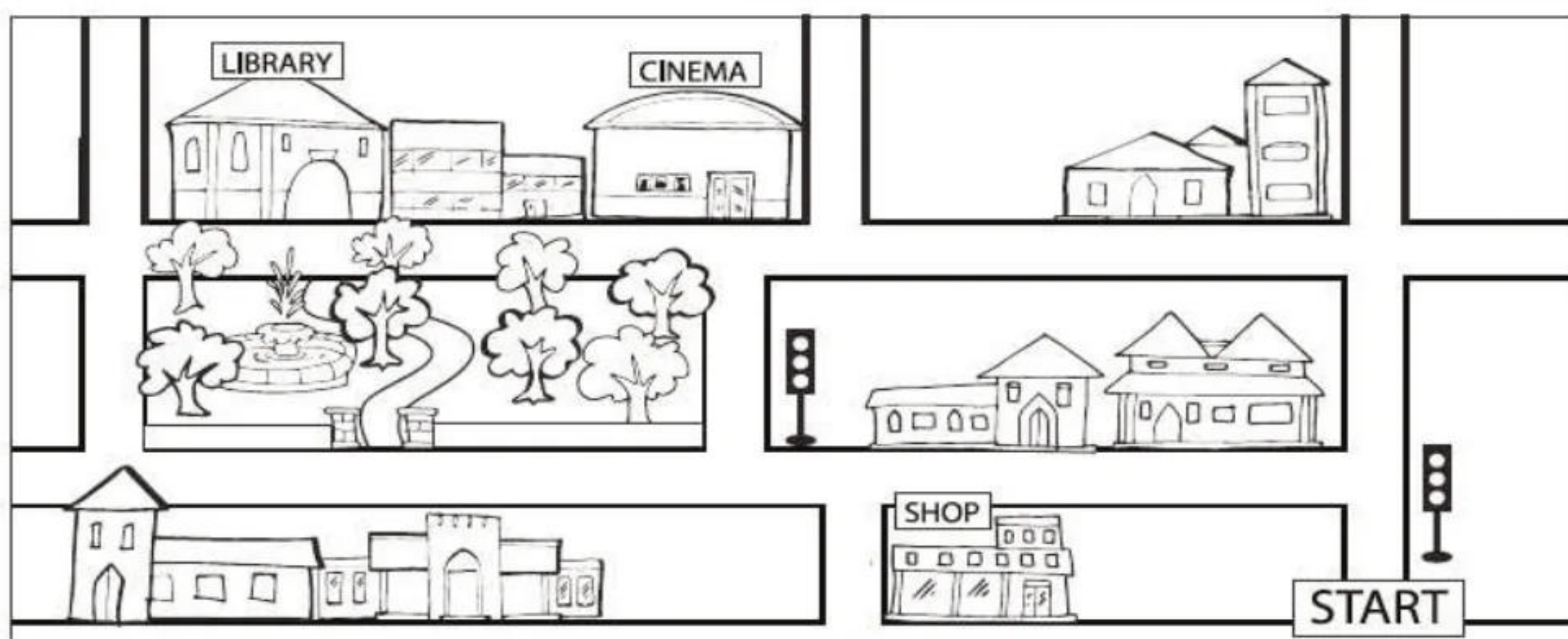
I go to school by _____.

4 Read

Read the text and follow the directions.
Then choose the correct title.

- a) **Directions to the park**
- b) **Directions to the shop**
- c) **Directions to the library**

From start, go straight and turn left.
Go past the shop and then turn right.
Then go straight and turn left.
It's across from the park.



5 Practice

Complete the sentences with the words in the box.

meet to buy going to

- 1 I'm _____ visit the library tomorrow.
- 2 We're going to _____ my cousin.
- 3 She is going _____ play at the park.
- 4 The students are going to _____ food at the shop.

6 Practice

What are you going to do tomorrow?
Write your answer below.

Unit 6: Looking backwards and forwards

Lesson 1: School holidays

Key Language

Because
Why? **Because** it's fun.

Vocabulary

long, short, summer
camp, back to school,
bored, boring, end

1 Talk

Talk to your partner about the school holidays.
Ask and answer the questions.

- What do you do in the school holidays?
- Which holiday is better: summer or winter? Why?
- What is the best holiday you can remember?

2 Listen Track 36


Listen to interviews with three students.
Match the speaker with the activity they do.



Anna



Jonathan



Laila



3 Read

Listen and circle the correct word.

- 1 I **do** / **go** camping with my family.
- 2 I think the school holidays are really **bored** / **boring**.
- 3 I **go** / **do** fishing with my brothers.

Vocabulary

bored: how you feel when something is not interesting.

boring: something that is not interesting or exciting.

4 Read

Match the sentence halves.

- | | |
|---|-----------------------------------|
| 1 <u>Anna</u> : I like the summer holidays because.... | a) it is too hot outside. |
| 2 <u>Jon</u> : I don't like the school holidays because.... | b) I go fishing with my brothers. |
| 3 <u>Laila</u> : I don't like the school holidays because.... | c) I go camping with my family. |

5 Write

Make a list of things you like and don't like about the school holidays.

Things I like	Things I don't like
<ul style="list-style-type: none">• no lessons!	<ul style="list-style-type: none">• too hot!

6 Talk

Talk to your partner using your notes from Activity 4.

I like school holidays because we have no lessons!

Speaking Tip

Use **because** to give a reason for something.

A: Why don't you like summer?

B: **Because** it's too hot.



Lesson 2: Summer fun

1 Read

Read the posters for holiday activities and answer the questions.

Key Language

but

I like drawing, **but** I don't like painting.

Vocabulary

art, draw, paint, tell stories, play games, tent

Art Camp

Do you like drawing and painting?
What about pottery?

Join our course! Make beautiful art!
Make new friends!

How long? : 1 week
Ages: 6 -12



Vocabulary

pottery:



- 1 Which holiday activity is the longest?
- 2 Which is good for older children?
- 3 Which is good for children who like to draw?

Camping in the forest

Enjoy campfires, looking for animals, and cooking outside! Swim in the river, tell stories, and climb trees!

We have tents and cooking equipment.

How long? : 3 days
Ages: 12 -16



Sports Camp

Do you like playing football and tennis?
Practise and play in competitions.

We have lots of sports for everyone — for beginners and all levels. We also have a swimming pool.

How long?: 2 weeks
Ages: 5-9



Reading Tip

Look at the pictures to help you know the topic.

2 Read

Read again and circle true (T) or false (F)?

- 1 The art course is 2 weeks. T / F
- 2 The sports camp is only for beginners. T / F
- 3 You can do the sports camp if you are 10 years old. T / F
- 4 You can go swimming at the art camp. T / F

3 Talk

Which course would you like to go on? Why? Talk to your partner.

I like sports,
but I don't like painting.

I like swimming,
but I don't like camping.



Speaking Tip

Use *but* to show that two things are different.

*I like sports, **but** I don't like painting.*

4 Talk

Ask your classmates the questions and complete the table.

What's your name?			
How old are you?			
What activities do you like?			
What activities don't you like?			

5 Talk

Which holiday activity do you think your classmates should do?
Use the information in Activity 4 to help you.

I think the sports camp
is best for you!

Lesson 3: In my bag

1 Talk

Look at the poster about Al Ain and answer the questions with your partner.

- What do you want to do in Al Ain?
- What things will you take with you?

Key Language

Wh- questions

What's in your bag?

Vocabulary

sunglasses, backpack, toothbrush, hat, trainers, jacket, towel, picnic

Visit Al Ain!
A weekend trip

See wild animals in the zoo

Climb Jebel Hafeet

Explore the garden city of Al Ain.

You can see beautiful green trees, wild animals, amazing mountains and much more!

Relax in the oasis

Explore the museum

2 Vocabulary

Label the pictures with the words from the box.

sunglasses backpack toothbrush hat
trainers jacket towel picnic



3 Listen Track 37

Listen to Jack talk about his trip to Al Ain. Tick (✓) the items you hear.

1 backpack ☐

4 picnic ☐

7 sunglasses ☐

2 jacket ☐

5 hat ☐

8 towel ☐

3 toothbrush ☐

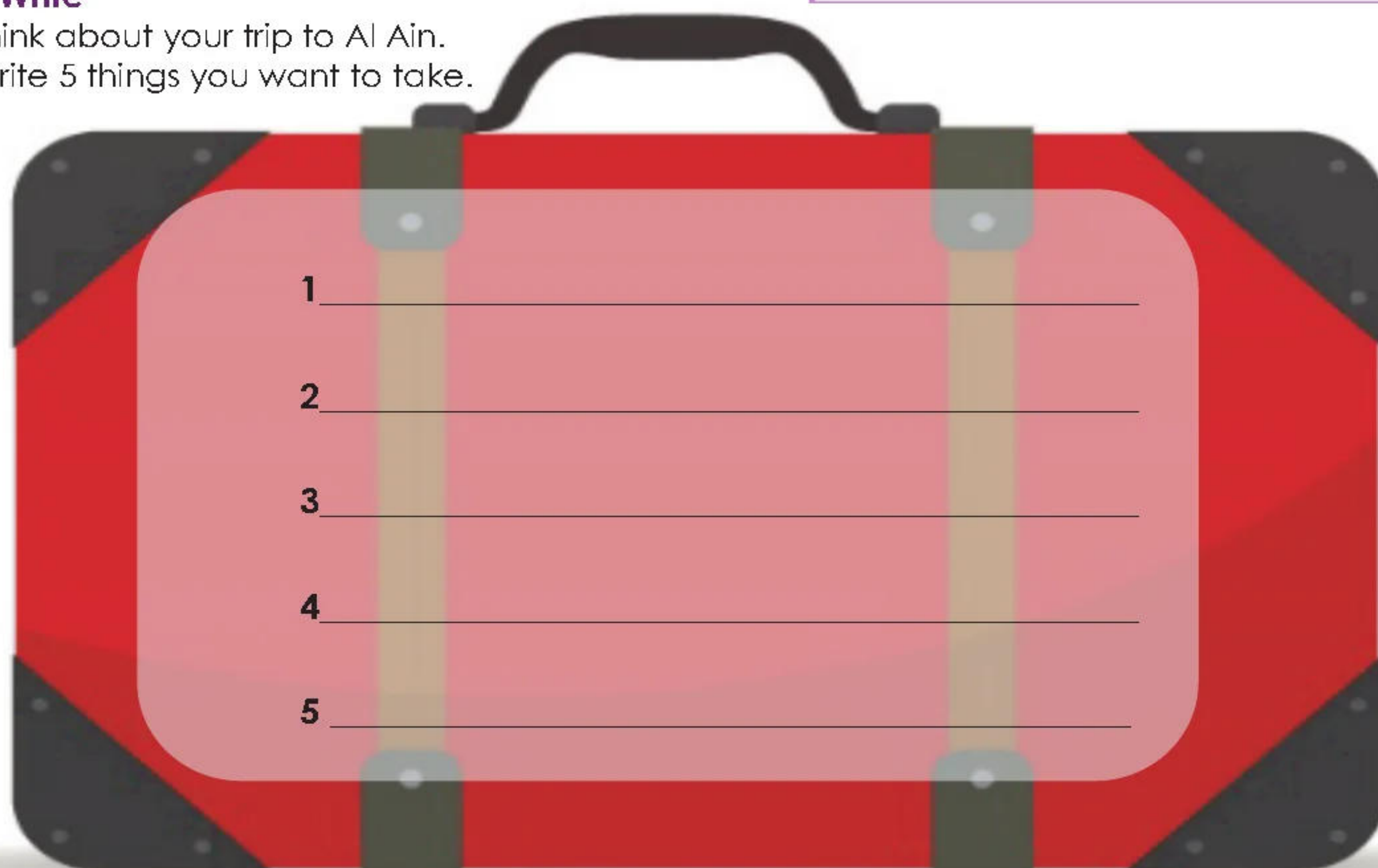
6 trainers ☐

Listening Tip

Say the words before you listen to practise how they sound.

4 Write

Think about your trip to Al Ain.
Write 5 things you want to take.



5 Talk

Ask your partner about their trip to Al Ain.
Use the questions to help you.

Where are you going?



What's in your bag?

Vocabulary

What's = what is

Lesson 4: Let's go on a trip

1 Read

Read the email. Why is Nasser writing to Saeed?

- a to invite Saeed on a trip to the UK
- b to ask Saeed for help with homework
- c to give Saeed an idea for a school project

Key Language

Would you like
Would you like to come
to my house?

Vocabulary

little brother, leave, trip,
invite, reply, email, flight



Hi Saeed,

How are you?

Would you like to come to the UK with me and my family?
We are leaving next week. My mum, dad and little brother will all go.
I can take one friend. Let me know if you can come!

Your friend,
Nasser

2 Read

Read Saeed's reply.
What did Saeed's mother and father say?



Hello Nasser,

Thanks for your email. I asked my parents and they said yes. I can go with you!
I'm so excited now! My mum asked if you can send us the flight information.

Thank you, Nasser!

Your friend,
Saeed

3 Write

Put the words in the correct order to make sentences.
Use the emails to help you.

- 1 come? / you / to / Would / like

- 2 Let / if / can / come. / me / know / you

- 3 email. / Thanks / your / for

4 Read

Read the sentences and put them in order.

- 1 Would you like to come to my house on Friday?
- 2 Hello _____.
- 3 Your friend, _____.
- 4 Let me know if you can come.

☐
☐
☐
☐

Writing Tip

Remember to use capital letters, full stops and question marks.

Hi, Tariq. How are you?

5 Write

Use the sentences from Activity 4 to write an email invitation.



◀

▶

↺

🏠

✕

🔍



Lesson 5: Language focus

Key Language

was
I **was** at home.

Vocabulary

plane, fly, today,
yesterday, last week

1 Talk

Complete the calendar for this month.
Circle the day today.

1 What day is it today?

Today is...

2 What day was yesterday?

Yesterday was...

Sunday	Monday	Tuesday	Wednesday	Thursday	Friday	Saturday

Was

Now

Past

I am → I was

2 Read

Read Sara's diary
and answer the questions.

1 Where was Sara yesterday?

2 Where is she today?

3 Read

Use Sara's diary to complete the sentences.


1 Yesterday Sara _____ at home.

2 She _____ excited.

3 Today _____ Sunday and Sara is in Canada.

Sara's diary

Yesterday I was at home packing a bag for my trip.
I was excited! Yesterday was my first time on a plane.
Today is Sunday and now I'm in Canada!



4 Listen Track 38

Listen to Sara talk about her trip to Canada.
Match the words.

Sara's trip

Sunday: Sara was at the hotel.
Monday: She was on a plane.
Tuesday: She was at the park.
Wednesday: She was at the beach.
Thursday: She was in bed.



5 Practice

Complete the sentences with *was* or *were*.
Use the box to help you.

- 1 Yesterday I was at home.
- 2 Mona _____ at the park.
- 3 Amir and Saif _____ at the mall.
- 4 Yesterday we _____ on a plane.
- 5 I _____ at school.

Language Tip

I		you
he	was	we
she		were
it		they

6 Talk

What did you do last week?
Choose a day and tell your partner.



I was in Abu Dhabi. It was exciting!

On Saturday, I was at the park.

Lesson 6: Out and about

1 Read

Read Nora's diary and answer the questions.

Key Language

Was
Last week I **was** in Japan.

Vocabulary

stadium, palace, lake, forest, diary, gold

Last week I was in Japan.

It was great!

On Monday I was in Tokyo.

I saw a sports stadium.

It was amazing.



stadium

On Tuesday I was in Kyoto.


I saw a gold palace next to a lake. It was amazing!

On Wednesday I went to a big green forest.

It was very pretty.



forest



gold palace

- 1 Nora was in Kyoto on _____.
- 2 Nora was in a forest on _____.
- 3 Nora was at the Tokyo Dome on _____.

2 Read

Read the next part of Nora's diary and answer the questions.

I went to Osaka on Thursday and I saw a big castle.

On Friday, I was at the monkey park. I saw lots of monkeys!


On Saturday, I took a train to Tokyo. It was very fast!



Osaka Castle



Monkey Park



Bullet train

- 1 Where was Nora on Thursday?
- 2 Where was Nora on Friday?
- 3 Where was Nora on Saturday?

3 Write

Read again and complete the sentences with the words from the box.

- 1 I went to Osaka _____ Thursday.
- 2 On Tuesday I _____ in Kyoto.
- 3 I _____ a gold palace.
- 4 On Monday I _____ at the Tokyo Dome.
- 5 On Wednesday I _____ to a big green forest.

went

saw

was x2

on

4 Write

What did you do last weekend? Complete the table with your answers.

What day?	Where were you?	What did you do?

5 Write

Write your own diary entry. Use your ideas from 4 to help you.

On _____ I was _____

I saw _____


_____.

It was _____.

Lesson 7: Language focus

1 Talk

What is your favourite weather?
Circle your answers and tell a partner.



Key Language

Was
It **wasn't** sunny.

Vocabulary

last night, last weekend,
warm weather, cool
weather

2 Listen Track 39

Listen to Omran talk about his family holiday.
Where was he?

3 Listen

Listen to Omran again.
Match the weather to the days.



Sunday

Monday

Tuesday

Wednesday

Thursday

Language Tip

+

I
he
she
it
was not (wasn't)

you
we
they
were not (weren't)

-

4 Listen Track 39

Listen again and circle True or False.

- | | |
|---------------------------------------|--------------|
| 1 It was rainy on Sunday. | True / False |
| 2 It wasn't cloudy on Monday. | True / False |
| 3 Omran and his family were sad. | True / False |
| 4 Omran and his family weren't happy. | True / False |

5 Practice

Complete the sentences with *wasn't* or *weren't*.

- 1 The students were happy. They **weren't** sad.
- 2 Yesterday it was hot. It _____ cold.
- 3 We were happy when it rained. We _____ sad.
- 4 On Sunday it was cloudy. It _____ sunny.
- 5 Last night it was cool. It _____ warm.

6 Talk

Draw the weather for last weekend in the boxes.
Then answer the questions.

Friday	Saturday
	

1 How was the weather?

2 How did you feel?

On Friday it was...

I was...

Lesson 8: Win a prize

1 Talk

Look at the two pictures. What can you see?
How are the pictures different?

Key Language

Want

I want the toy car.

Vocabulary

bike, scooter, football,
skateboard, teddy
bear, goldfish



2 Listen Track 40

Listen and tick (✓) the things the children want.
Put a cross (✗) for the things they don't want.

	Teddy bear	Bike	Goldfish	Football
Maria		✗		
Jamal				

3 Read

Read and match the questions to the answers.

- Does Maria want the football? Yes, he does.
- Does Jamal want the teddy bear? Yes, she does.
- Does Maria want the goldfish? No, she doesn't.
- Does Jamal want the bike? No, he doesn't.

4 Talk PCM 1

Play a game of bingo to win a prize!



5 Talk

Ask and answer the question with a partner.

Which toy do you want to win?

I want...

I don't want...

Lesson 9: Back to school

1 Read Track 41

Read the story and look at the picture.
How do you think the boys feel?

Back to School

Tom and his friends, Richard and Harry, sat together quietly. No one talked. They ate their burgers and drank their juice, but they didn't say anything.

Vocabulary

nervous: worried about something

upset: sad about something

2 Read Track 42

Read the next part of the story.
Circle true (T) or false (F).

'Hey everyone, what's the matter?' said Ben, Tom's older brother. 'We're upset because the holidays are over,' said Tom.

'Yeah, and I'm nervous about our new teacher!' said Harry.


'Yeah, I'm worried because our lessons will be more difficult,' said Richard. 'Oh, I see,' said Ben. 'Well, I think I can help you.'

Key Language

Saying how you feel
I was **very nervous**.

Vocabulary

the holidays, problem, feel, upset, nervous, what's the matter?



- | | | |
|---|------------------------|-------|
| 1 | The boys are happy. | T / F |
| 2 | Harry is nervous. | T / F |
| 3 | Richard is excited. | T / F |
| 4 | Ben can help the boys. | T / F |
| 5 | The holidays are over. | T / F |

Reading Tip

Don't rush when you read a story.
Relax and enjoy what you are reading.

3 Read Track 43

Read the next part of the story.
How did Ben help the boys?

Ben sat down next to the boys. 'Everyone feels like that when the holidays are over. Even mum and dad feel like that when they go back to work!'

'Really?' said the boys, together.

'Sure,' said Ben, 'but don't worry, school will be great! Think of all the wonderful things you will do!'

4 Read Track 44

Read the last part of the story and answer the questions.

The boys started to think. 'Well, we'll see our friends again.' said Harry. 'And we can play football during lunch break.' said Richard. 'Yeah, and we can write fun stories in English class!' said Tom.

'Yeah!' said the boys, together, 'School will be great! See you tomorrow!'

The boys all jumped up and ran back home to get ready for the first day of school the next day.

- 1 What things did the boys think of?
- 2 How do you think the boys feel now?

5 Talk

Did you like the end of the story? Why or why not?
Talk to your partner.



Lesson 10: Review

Key Language

Unit 6 language

Vocabulary

Unit 6 vocabulary

1 Vocabulary

Match the words to the pictures.

sunglasses backpack toothbrush hat football



2 Read

Read the poster and answer the questions.

1 When is the winter camp?

a) March b) July c) January

2 What can you do at the camp?

a) paint b) play sports c) swim

Winter camp

Camp in the desert.
Sleep under the stars.
Play sports during the day.
Tell stories at night.

When: January

How long: 3 days

Ages: 8 – 12

3 Talk

Answer 1-2 with a partner.

1 Would you like to go to the winter camp?
Why or why not?

2 Make a list of 3 items to take to the winter camp.

A towel, sunglasses, water...



4 Talk

Look at the pictures of Nada's day yesterday.
Then answer the questions.

- 1 Where was Nada in the morning?
- 2 Where was Nada in the afternoon?



Yesterday:

8:00
morning



café

10:00
morning




park

3:00
afternoon



beach

8:00
night



desert

5 Practice

Look at the pictures in 4 again.
Circle True or False below.

- | | |
|---|---------------------|
| 1 Nada wasn't at the park yesterday. | True / False |
| 2 She wasn't at the beach yesterday. | True / False |
| 3 She was in the desert yesterday morning. | True / False |
| 4 She was at the beach yesterday afternoon. | True / False |

6 Write

Write about your day yesterday.
Where were you?

morning: _____

afternoon: _____

night: _____

Unit 7: Story time

Lesson 1: The old woman in the shoe

1 Listen Track 45

Read and listen to the rhyme. Then answer the questions.

Key Language

Past simple
She **gave** them
some soup.

Vocabulary

nice, caring, help,
give, children, soup,
bread

The old woman who lived in a shoe


There was an old woman who lived in a shoe.

She had so many children she didn't know what to do.

She gave them some soup and gave them some bread,

then hugged them all nicely and sent them to bed.

- 1 Where does the old woman live?
- 2 What do the children eat?
- 3 Do you think the old woman is kind? Why or why not?




Vocabulary

rhyme: a short poem that has words that sound the same at the end of each line.

2 Vocabulary

Circle the words with the 'sh' sound.



Speaking Tip

Practise making the **s** and **sh** sounds.

<u>s</u>	<u>sh</u>
sip	ship
see	she
sell	shell

3 Vocabulary

Follow the *sh* sound to complete the maze.

START	she	ship	shell	rush	this
	back	stop	that	dish	school
	rock	fish	cash	shop	rhyme
	swim	push	mess	soup	bread
	meet	shut	shark	wish	shoe

FINISH

4 Talk

Ask and answer the questions with your partner.

- Do you think the old woman is a caring person? Why or why not?
- Can you think of some jobs that caring people do?
- Can you think of a time when you were a caring person?

Vocabulary

caring: being kind and helping other people



Lesson 2: Treasure

1 Read Track 46

Read and listen to the story. Then answer the questions.

Treasure

There was a man with a farm and two sons.

The man worked hard all day, but his sons were lazy.

They never worked. They never helped their father.

One day the man saw that his trees were dying because no one was taking care of them. He called his sons to come and help.

'My sons' said the man 'I am old. My farm is now yours. Work hard and you will find treasure in this farm.'

- 1 Who are the three characters in the story?
- 2 Where do the characters live?

Key Language

But

He is clever **but** lazy.

Vocabulary

treasure, lazy, strong,
son, farm, grow

Reading Tip

If you don't know a word, ask your teacher or look in a dictionary.

Vocabulary

<u>present</u>	<u>past</u>
work	worked
help	helped
call	called
look	looked

see	saw
say	said
go	went
find	found



Vocabulary

character: a person in a story

2 Read Track 47

Read and listen to the next part of the story and answer the questions.

'Maybe the treasure is gold!' said the sons. So, they stopped being lazy. They worked hard. They worked on the farm for days and days. They looked for treasure every day, but they found nothing.

The sons worked hard, and the trees grew big and strong. After a month, they went to their father.

'We looked everywhere, but there was no treasure.'

'My sons,' said the father, 'look at the farm. Can you see the beautiful trees? The trees are beautiful because you worked so hard. That is your treasure!'

- 1 What did the sons think they would find?
- 2 What was the treasure?

3 Vocabulary

Write the correct words.

- | | | | | | |
|---|--------|------------------|---|-----------|-------|
| 1 | zyla | _____ lazy _____ | 3 | revelc | _____ |
| 2 | gronst | _____ | 4 | betuaiflu | _____ |

4 Write

Choose words from the box to describe the characters in the story.

lazy hardworking strong clever

- 1 The farmer is _____
- 2 The sons are _____




Lesson 3: Language focus

1 Vocabulary

Match the pictures to the words in the box.

Key Language
Past simple
*I **played** games.*

Vocabulary
film, stay at home, tidy my room



talk to friends

tidy my room

watch a film

play in the garden

2 Read Track 48

Read about Mona's holiday.
Where was she?



Last week I was on holiday.
I stayed at home with my family.
I watched a film. I tidied my room.
I talked to my cousins. I played in the garden.
It was a fun week!

3 Read

Read about Mona again and circle True or False.

- | | |
|---|--------------|
| 1 Last week she tidied her room. | True / False |
| 2 Last week she talked to her brothers. | True / False |
| 3 Last week she watched a film. | True / False |
| 4 Last week she played in the park. | True / False |

Past simple

Add -ed to some verbs.

Present

Past

play	→	played
watch	→	watched
talk	→	talked
tidy	→	tidied

4 Practice

Write the past form of the verbs.

1 play → played

2 watch → _____

3 talk → _____

4 stay → _____

5 tidy → _____

5 Practice

Work with a partner.

Put the words in the correct order.

Last week I...

1 tidied my room. / I / Last week,

2 we / Last week, / a film. / watched

3 The boys / in the garden. / played

4 talked to / I / my cousin.

6 Write

What did you do last week?

Complete the sentence.

Last week I _____

7 Talk

Talk in groups. Tell your group what you did last week.

Lesson 4: Telling a story

1 Talk

What animals can you see in the desert?



Key Language

Past simple


We **drove** to the desert.

Vocabulary

drive, camp, noise,
sand dune, hear

2 Listen Track 49

Look at the pictures and guess the right order.
Then listen and check your answers.



3 Listen Track 50

Listen and complete the sentences with the words from the box.

saw

talked

went

drove

- 1 I _____ camping with my family.
- 2 We _____ to the desert.
- 3 We _____ and drank tea.
- 4 We _____ something move in the sand.

Language Tip

Some verbs are irregular. The past form doesn't have -ed.

present

see

go

drive

hear

past

saw

went

drove

heard

4 Write

Look at the pictures of a story. Use the words below to write the story.



- 1 drive / farm The family drove to the farm.
- 2 have / picnic _____
- 3 boys / play football _____
- 4 they / hear / something in the trees _____

- 5 they / see / sisters laughing and making a noise _____

5 Talk

Read the story with a partner.

What happened first?

The family...

Speaking Tip

When you tell a story, use words like 'next' and 'then' to show what comes next.

Lesson 5: Language focus

Key Language

Past simple

*I **didn't play** games.*

Vocabulary

*play games, watch TV,
cook food, paint pictures*

1 Talk

Match the words to the pictures.
Which do you do?


play games

watch TV

cook food

paint pictures

1



2



3



4



2 Listen Track 51

Listen to the students.

What did they do yesterday?

Circle the correct pictures.

1 a)



b)



2 a)



b)



3 a)



b)



4 a)



b)



Past simple

Add -ed to some verbs.

Present

Past

play

→

played

watch

→

watched

cook

→

cooked

paint

→

painted

3 Practice

Write the past form of the **verbs**.

1 Yesterday I _____ sports.

play

2 I _____ TV.

watch

3 I _____ lunch.

cook

4 I _____ a picture.

paint

4 Listen Track 51

Listen and read. Then answer the questions.

What did you do yesterday?

+

Amna: I watched TV.

Shooq: I played games.

Faisal: I cooked lunch.

Ahmed: I painted my room.

-

I didn't watch sports.

I didn't play music.

I didn't cook dinner.

I didn't paint a picture.

Language Tip

did not = didn't

1 Who didn't cook dinner?

2 Who didn't watch sports?

3 Who played games?

5 Write

Complete the sentences with your ideas.

Yesterday I _____

Yesterday I didn't _____

6 Talk

What did you do yesterday? Tell your partner.

Past simple

+

I **played**.

I **cooked**.

I **painted**.

-

I **did not play**.

I **did not cook**.

I **did not paint**.

Lesson 6: Postcards

1 Read

Read the postcard and match it to the correct picture.

Key Language

Present simple
It rains every day.

Vocabulary

weather, lovely,
address, message

Greeting → Hi Zara,


Message → We are in Paris! The hotel is really nice. The food is delicious! The weather is rainy and cold. I saw the Eiffel Tower yesterday. It's so tall!

Sign off → See you soon!

Jill

Address → Zara Brown
South Road
London
UK

a



b



2 Read

Read again and answer the questions.

- 1 Who wrote the postcard?
- 2 Who is the postcard for?
- 3 Where is Jill?
- 4 What's the weather like?
- 5 What's the hotel like?

Vocabulary

greeting: something you say at the start of a letter

sign off: something you say at the end of a letter

3 Vocabulary

Put the words in the correct boxes.

Hi	See you soon	The weather is lovely	Your friend
I'm having a great time		The hotel is nice	Love

Greeting	Message	Sign off
		Your friend

4 Write

Write a postcard. Use Activity 3 and the questions below to help you.

<hr/> We are on holiday! <hr/> <hr/> <hr/> <hr/> <hr/> <hr/>	<div>Who is the postcard for? <div></div></div> <div>What is the hotel like? <hr/></div> <div>What is the weather like? <hr/></div> <div>Who is the postcard from?</div>
---	--

Writing Tip

Remember the greeting and sign off in your postcard.

Lesson 7: The rhyming game

1 Vocabulary

Match the words that rhyme.

grass

pen

dig

zoo

bear

tree



bee

chair

two

glass

ten

big



Key Language

Rhyming words
*Pick **up** the **cup**.*

Vocabulary

cup, grass, laugh,
sad, king, daughter

Language Tip

Words rhyme when they have the same sound at the end.

blue – new 'oo' sound
red – bed 'ed' sound

2 Listen Track 52

Read and listen to the short story and answer the questions.

The rhyming game

Aisha and her daughter, Laila, sat in the garden.

Aisha: Let's play the rhyming game. First, you say a word. Then I'll say a word that rhymes.

Laila: Ok, I'll start. Bad.

Aisha: Sad!

Laila: Up.

Aisha: Cup!

Laila: Dog.

Aisha: Frog!

Laila: Can we change turns now?

Aisha: No, no, no, no, no!

Laila: Go, go, go, go, go!

Aisha and Laila laughed and laughed.

Rhyming was fun!



- 1 Which word does Aisha rhyme with 'bad'?
- 2 Which word does Laila rhyme with 'no'?
- 3 Can you think of more words to rhyme with 'no'?

3 Listen Track 53

Listen and circle the word that rhymes.



1 sing / bee

2 king / car

3 star / start

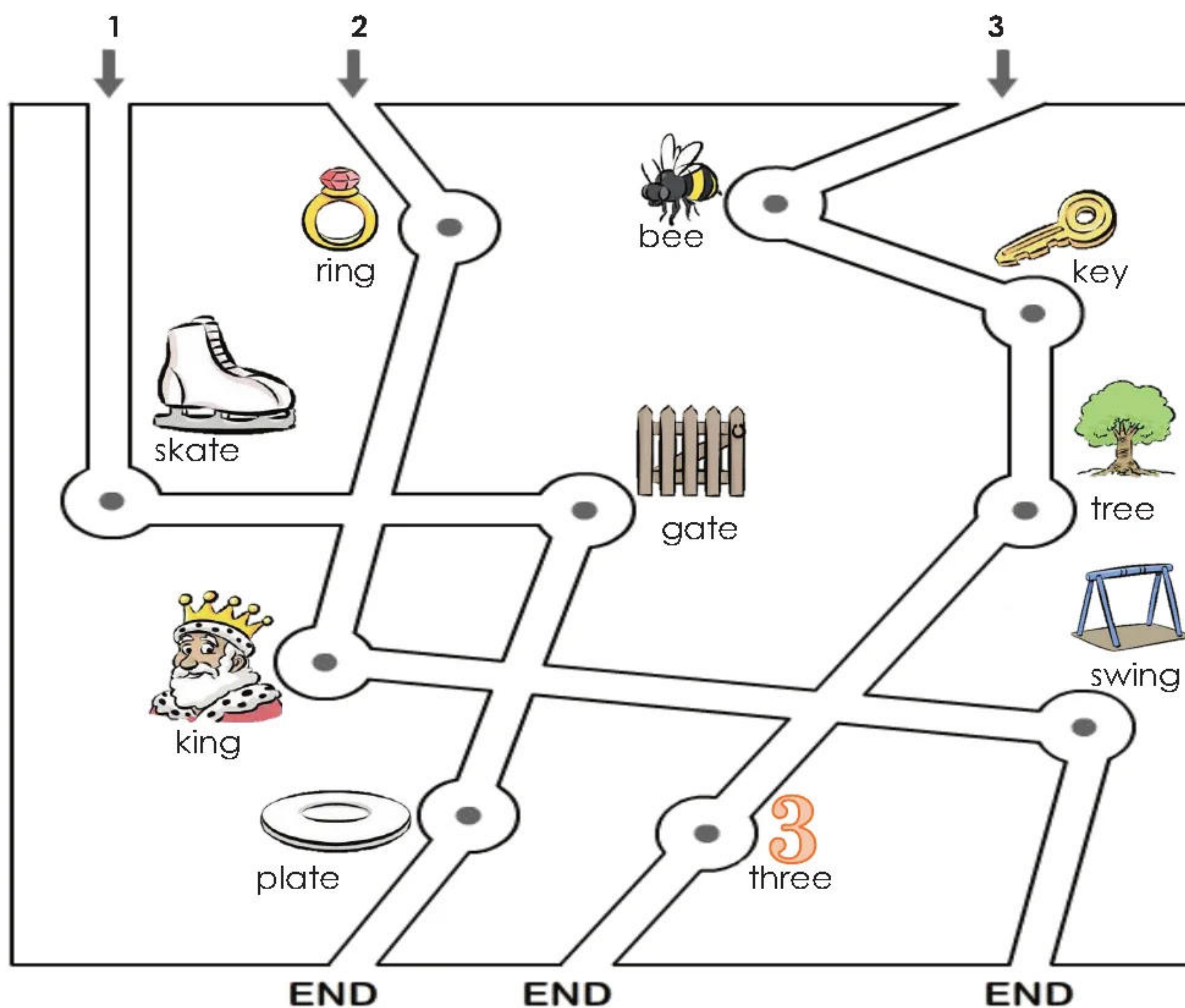
4 have / pan

5 three / two

6 tap / see

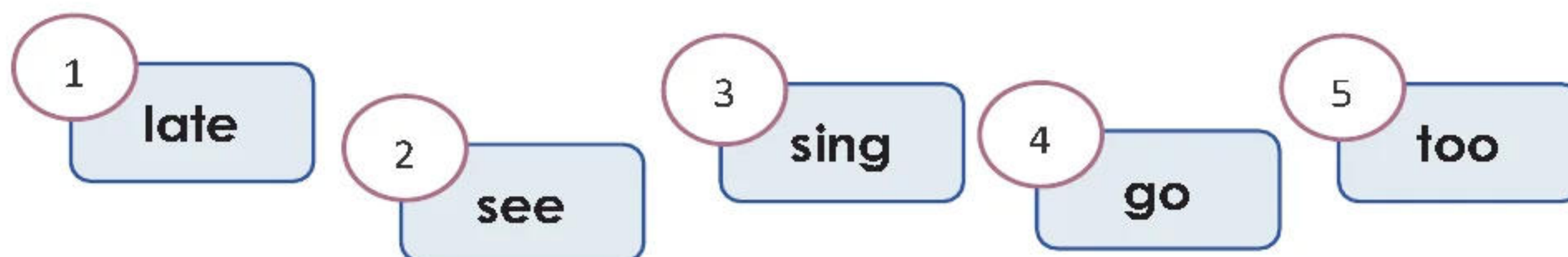
4 Talk

Choose 1, 2 or 3. Draw a line to the words that rhyme and say them out loud.



5 Talk

Play a rhyming game like Aisha and Laila.



Lesson 8: Stars

1 Talk

Which words rhyme with the words below?

Key Language

Rhyming words

Stars are **bright** at **night**.

Vocabulary

bright, star, day, night, late, early

bright

you

why

day

Reading Tip

When you read, try to clap your hands in time with the poem.

2 Read

Read the poem about stars.


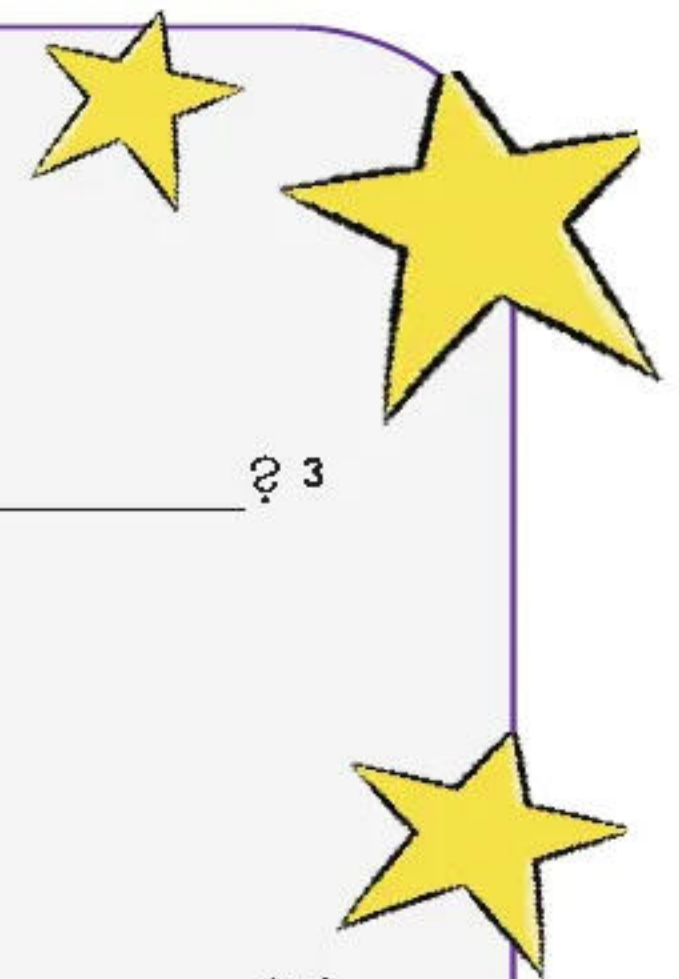
Complete the poem with the words from **1**.

High in the sky,
late at night,
you can see stars,
shining _____ 1

They twinkle and shine
so far away,
but where do they go
in the _____ ? 2

Are they just holes,
in the sky,
to make us think
where and _____ ? 3

I'd like to be,
up there too,
to see them close.
How about _____ ? 4

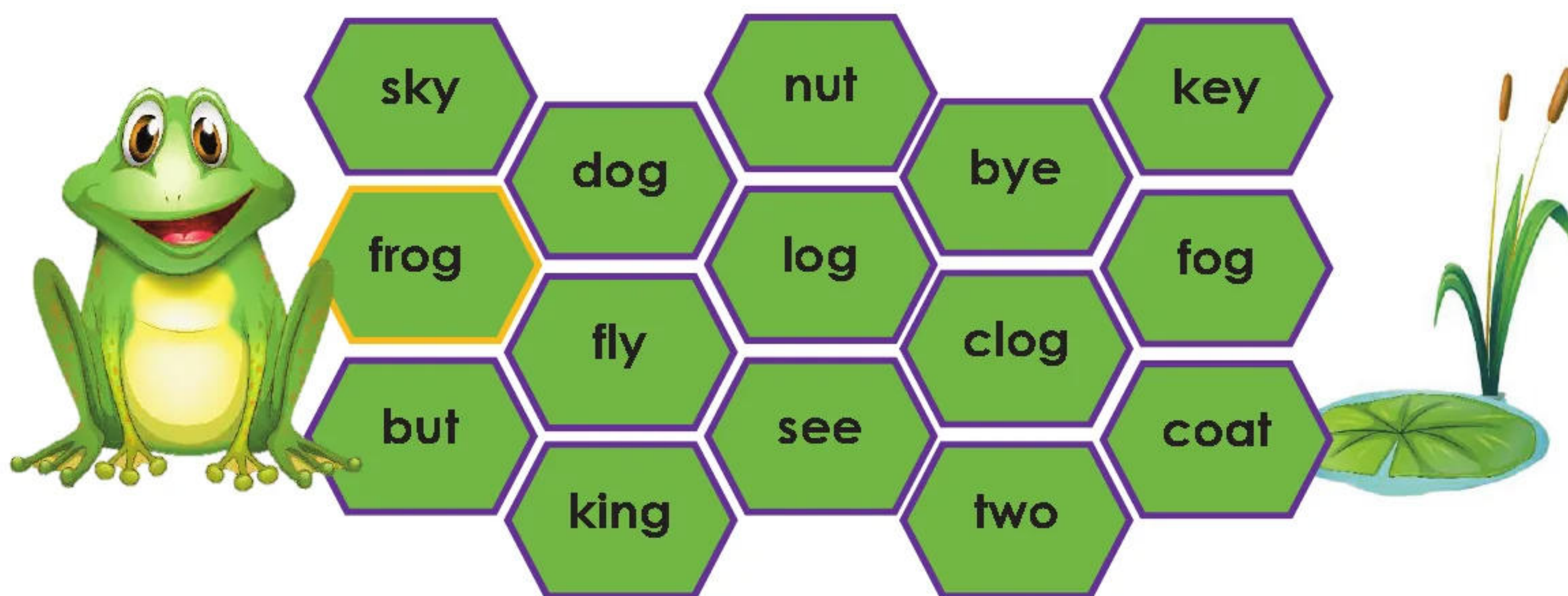


Vocabulary

shine: when the light is bright and clear

3 Write

Help the frog to get home. Draw a line to join the rhyming words.



4 Write

Complete **A-D** with words that rhyme.

sad play bad
sky night day

A

Today is a good day.¹

because I can p_____.²

B

Go to sleep and don't be s_____.³

Things are not b_____.⁴

C

The sun is in the _____.⁵

It makes me want to jump high!

D

Look at the stars at n_____.⁶

They are so bright!

5 Talk

Read **A-D** again.

Which are about the day?

Which are about the night?

Match them to make poems.

Lesson 9: Little by little

Key Language

Past simple

She **did** her homework.

Vocabulary

try, surprised, start, finish, unhappy, tired

1 Talk

Ask and answer the questions with your partner.

What do you do after school?

Do you have lots of homework?

When do you do your homework?

2 Read Track 54

Read the first part of the story.

Why do you think the sisters are sad?

Little by little

Noor and her sister, Maha, were tired after school. They sat down in the living room but didn't talk. They both looked very unhappy.

'Why are you so sad?' asked their mother.

3 Read Track 55

Read again and check your answer to 2.

'Mum, our teacher gave us so much homework!' said Noor.

'Yes, and we have to finish it tonight!' said Maha.

The sisters looked very sad.


'How can we finish it?' said Noor.

'How? By doing it little by little.' said their mother.

Reading Tip

Speech marks (' ') go around the words people say.

'Why are you sad?'



4 Read Track 56

Read the next part of the story. Circle true (T) or false (F) below.

So, Noor started to do her homework. First, she answered one question, then another. It was slow, but little by little she finished all her homework!

Maha didn't listen to her mother. She didn't even try to do the homework! She looked out the window and thought, 'There's too much homework! I will never finish it.'

- | | | |
|---|------------------------------------|-------|
| 1 | Noor didn't finish her homework | T / F |
| 2 | She finished her homework quickly. | T / F |
| 3 | Maha listened to her mother. | T / F |
| 4 | Maha finished her homework. | T / F |

5 Read Track 57

Read the last part of the story and answer the questions.

The next day, the teacher said 'Noor! You are a very good student!' Noor was very happy. When she came home from school, there was a delicious cake on the table. The cake said 'Little by little' on it. Noor was surprised but very happy. 'Oh, thank you , Mum!' she said, and gave her mother a big hug.

- 1 What did the teacher say to Noor?
- 2 What did Noor's mother give her?

6 Talk

Did you like the end of the story? Why? Why not?
Talk to your partner.



Lesson 10: Review

Key Language

Unit 7 language

Vocabulary

Unit 7 vocabulary

1 Talk

Think about the characters from the stories in Unit 7.

Who was... clever?
 kind?
 strong?
 nice?



2 Read

Read the start of a story and answer the question.
Why was Ali sad?

Ali the tall boy

Ali was a big baby. He ate lots of food. He got bigger and bigger every day. When he was ten years old, he was taller than everyone at school. He sat outside in the playground because he could not go inside. Ali's friends were in the classroom. He wanted to be in the classroom too, but he was too tall. Ali was sad. He didn't know what to do.

3 Read

Read the story again.
Then circle True or False below.

- | | |
|---|--------------|
| 1 Ali was a small baby. | True / False |
| 2 He was the tallest student in school. | True / False |
| 3 Ali wanted to sit in the classroom. | True / False |

4 Talk

What can the students do to make Ali happy? Share your ideas with a partner.

5 Practice

Write the past form of the **verbs** in the boxes.

1 Yesterday I watched sports.

watch

2 I _____ football.

play

3 We _____ lunch.

cook

4 They _____ a picture.

paint

5 I didn't _____ to my cousins.

talk

6 Write

What did you do yesterday? Complete the sentences.

Yesterday I _____

Yesterday I didn't _____

7 Talk

What did you do yesterday? Tell your partner.

Yesterday I studied English.

Yesterday I played football.



Grammar

Unit 5

Going to

Going to

I am
You are
We are + (not) going to + verb
They are
He is
She is
It is

Examples:

We **are going to** play in the park. Omar **is not going to** play in the park.
Are you going to play in the park?

Unit 6

Was / were

Positive

I was
You were
We were
They were
He was
She was
It was

Negative

I was not
You were not
We were not
They were not
He was not
She was not
It was not

Yes/No Questions

Was I?
Were you?
Were we?
Were they?
Was he?
Was she?
Was it?

Examples:

Yesterday **I was** at school. **I was** happy.
Yesterday **we were** at school. **Were you** at school?

Unit 7

Past simple

Regular past simple verbs end with -ed.

Positive			
I			
You			
We			
They	+	verb + ed	
He			
She			
It			

Regular verbs		
<u>Present</u>		<u>Past</u>
play	→	played
watch	→	watched
talk	→	talked
tidy	→	tidied

Examples:

I **played** sports yesterday. Last week we **visited** the aquarium.

Negative			
I			
You			
We			
They	+	did not	+ verb
He		(didn't)	
She			
It			

Examples:

I **didn't watch** TV. We **didn't play** sports.

Some verbs are irregular and do not end in -ed.

Irregular verbs		
<u>Present</u>		<u>Past</u>
see	→	saw
eat	→	ate
go	→	went
write	→	wrote
do	→	did

Examples:

I **went** to the park yesterday. I **didn't go** to the mall.

Word lists

Unit 5

best friend	noun
bike	noun
boat	noun
bus	noun
busy	adjective
buy	verb
can't wait	phrase
car	noun
car park	noun
cinema	noun
closing	noun
clothes shop	noun
crocodile	noun
cross the road	phrase
drums	noun
entrance	noun
excited	adjective
flamingo	noun
food court	noun
funny	adjective
giraffe	noun
go past	phrase
go straight	phrase
greeting	noun
hug	verb
invitation	noun
invite	verb
kind	adjective
library	noun
lost	adjective
metro	noun
next to	phrase
next week	phrase
on the...floor	phrase
party	noun
race	noun
road	noun
see	verb
shoe shop	noun

shopping centre	noun
shout	verb
start	verb
stop	verb
swimming pool	noun
take	verb
take photos	phrase
tomorrow	adverb
traffic light	noun
train	noun
tram	noun
turn left	phrase
turn right	phrase
visit	verb
watch	verb
zebra crossing	noun
zoo	noun

Unit 6

art	noun
back to school	phrase
backpack	noun
bike	noun
bored	adjective
boring	adjective
cool weather	phrase
diary	noun
draw	verb
email	noun
end	noun
feel	verb
flight	noun
fly	verb
football	noun
forest	noun
gold	adjective
goldfish	noun

hat	noun
jacket	noun
lake	noun
last night	phrase
last week	phrase
last weekend	phrase
leave	verb
little brother / sister	noun
long	adjective
nervous	adjective
paint	verb
palace	noun
picnic	noun
plane	noun
play games	phrase
problem	noun
reply	verb
scooter	noun
short	adjective
skateboard	noun
stadium	noun
summer camp	noun
sunglasses	noun
teddy bear	noun
tell stories	phrase
tent	noun
the holidays	noun
today	adverb
toothbrush	noun
towel	noun
trainers	noun
trip	noun
upset	adjective
warm weather	phrase
what's the matter?	phrase
yesterday	adverb

Unit 7

address	noun
bread	noun
bright	adjective
camp	noun
caring	adjective
children	noun
cook food	phrase
cup	noun
daughter	noun
drive	verb
early	adjective
farm	noun
film	noun
finish	verb
give	verb
grass	noun
grow	verb
hear	verb
help	verb
king	noun
late	adjective
laugh	verb
lazy	adjective
lovely	adjective
message	noun
nice	adjective
night	noun
noise	noun
paint pictures	phrase
play games	phrase
sad	adjective
sand dune	noun
son	noun
soup	noun
star	noun
start	verb
stay at home	phrase
strong	adjective



surprised	adjective
tidy my room	phrase
tired	adjective
treasure	noun
try	verb
unhappy	adjective
watch TV	phrase
weather	noun

Notes

[illegible]



Notes

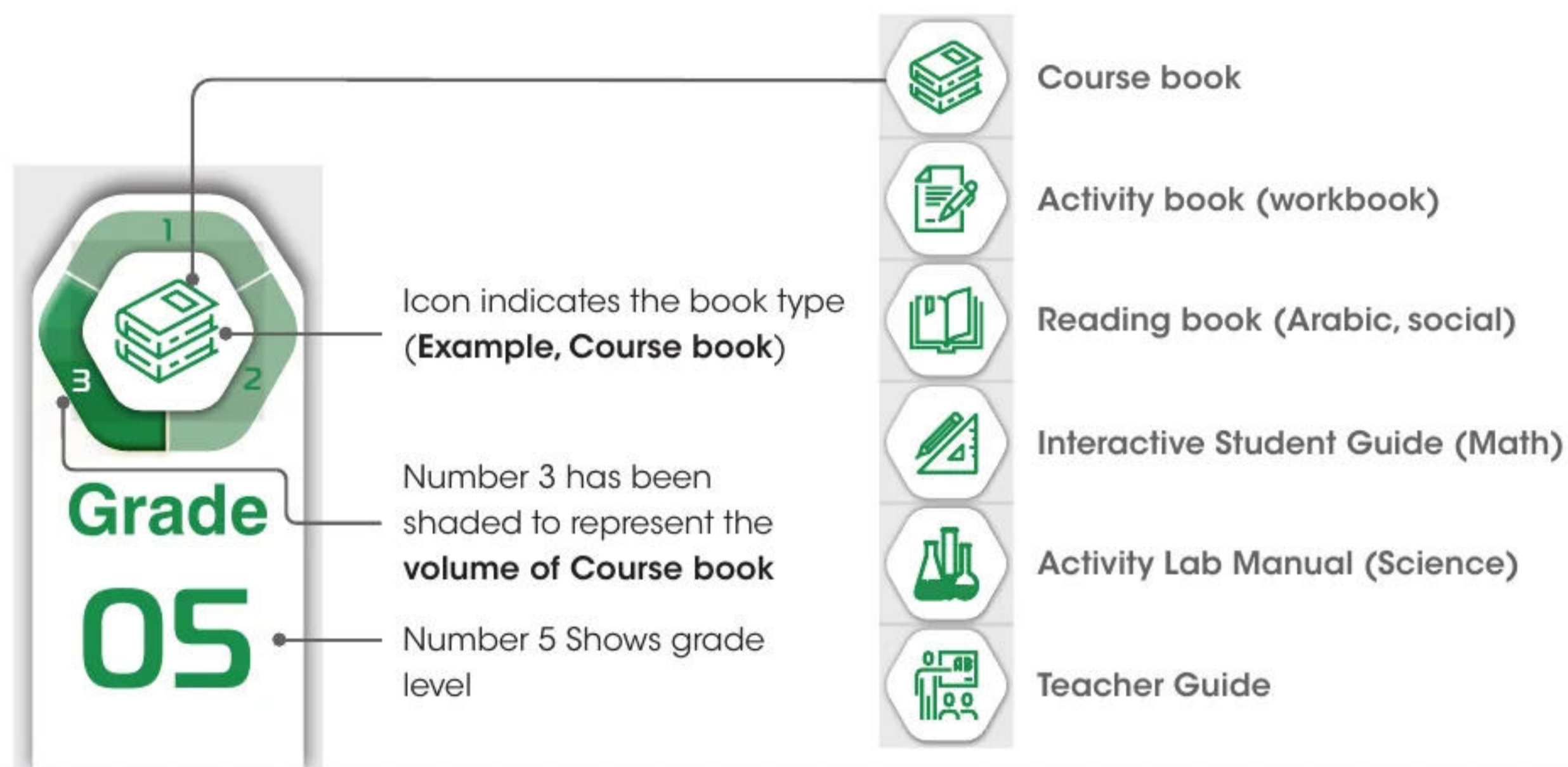
[illegible]

Notes

[illegible]

Cover label guide

Cycle 02 Color



Ministry of Education
Call Centre
For Suggestions, Inquiries
& Complaints



80051115



www.moe.gov.ae



Info@moe.gov.ae