

Who's got ... ?







- 1 Complete the words in the table.
- 2 Ask and answer. Write the names.



Who's got long hair?



_____ 's got long hair!

	Who's got ... ?	someone I know	someone on TV
	l _ o _ n _ g h _ a _ i _ r		
	s _ _ _ _ _ h _ _ _ _ _		
	d _ _ _ _ _ h _ _ _ _ _		
	f _ _ _ _ _ h _ _ _ _ _		
	c _ _ _ _ _ h _ _ _ _ _		
	s _ _ _ _ _ h _ _ _ _ _		
	g _ _ _ _ _		
	f _ _ _ _ _		

Guess who!

- 1 Choose a child on the game board.
- 2 Take turns to guess who.

Is it a boy or a girl?

It's a boy.

Has he got curly hair?

No, he hasn't.



Tom



Jane



Hannah



Anna



Sam



Ben



Sue



Kim



Daisy

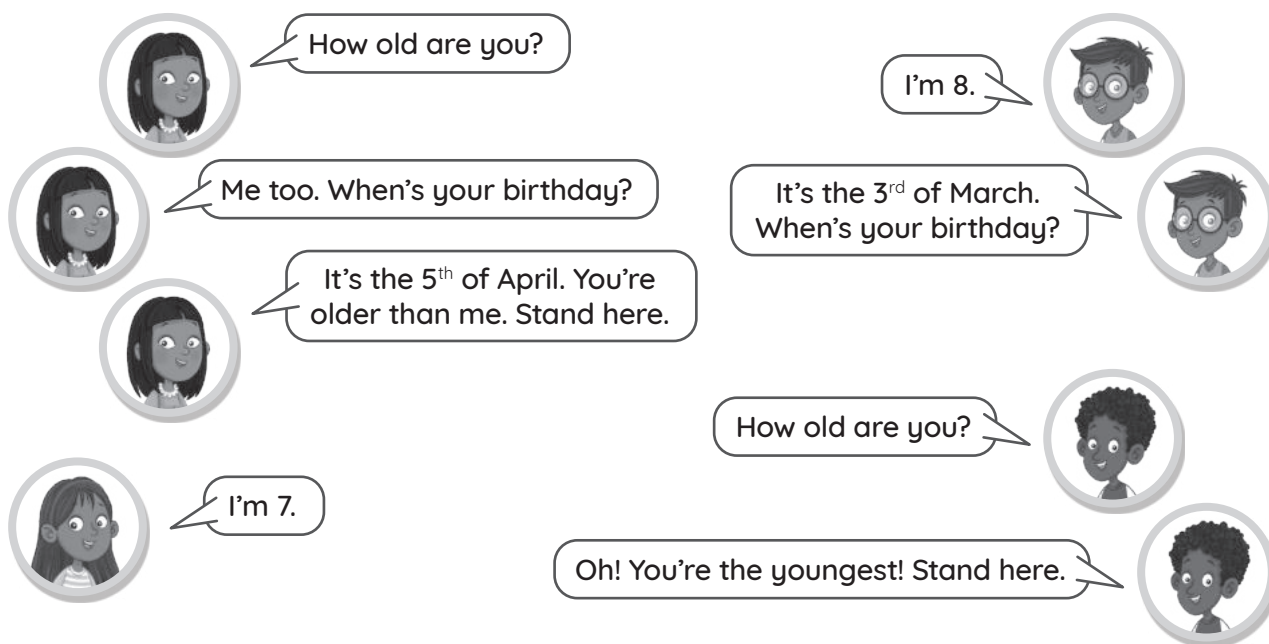
Line up!




1 When's your birthday? Circle the month and write the date.

January	February	March	April
May	June	July	August
September	October	November	December

2 Act it out.






3 Play *Line up!* The oldest stands on the left.



Puppet theatre

- 1 Colour, cut out and glue your puppet.
- 2 Act out the story.



Who is it?

1 What is your friend like? Read and circle.

straight hair / curly hair dark hair / fair hair long hair / short hair

brown eyes blue eyes grey eyes green eyes glasses freckles

tall short brave fast strong funny


the tallest the shortest the bravest the fastest the strongest the funniest

Can he / she juggle / ride a horse / dance / sing ?

2 Write notes.

<input type="radio"/>	
<input type="radio"/>	What does he / she look like?
<input type="radio"/>	_____
<input type="radio"/>	_____
<input type="radio"/>	What's special about your friend?
<input type="radio"/>	_____
<input type="radio"/>	_____

3 Write a description of your friend.




This is my friend.

Who is it? Can you guess?

A city map

1 Choose and write the places on your map.

castle cinema hospital library museum park playground
 police station restaurant school shopping centre
 skate park sports centre station university



2 Take turns to ask and answer about your map.



Excuse me. Is there a skate park?

How do I get to the skate park?

Yes, there is.



Take the bus. There's a bus stop at the castle.

Where are they going?

Katy's going to the cinema.

No, she isn't going to the cinema.

She's going to the musuem.

That's right!

- 1 Cut out the characters and the game board.
- 2 Play the game with your friend.


Sit back to back so you can't see.

Put your character cards onto your game board.


Take turns to guess where your friend's characters are going.




Kim



Tom

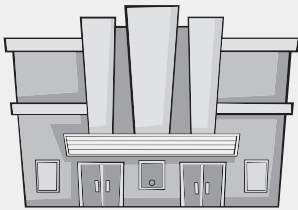


Katy




Jack


cinema



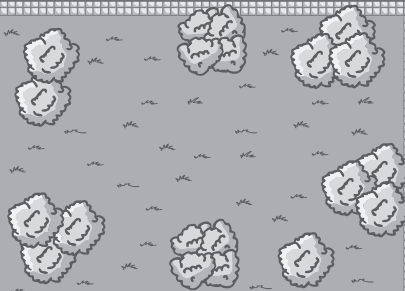

museum



station




restaurant



library



sports centre



university



shopping centre



Matching game

I'm at the train station.

Are you catching a train?

No, I'm not! Look. Your turn!

- 1 Cut out the cards.
- 2 Play the game with your friend.

Separate the cards into *Places* ● and *Things to do* ◆.

Put the cards face down, with *Places* on the left and *Things to do* on the right.

Take turns to choose and look at a card from *Places*.

Then choose another card from *Things to do*.

Ask and answer. Do they match?

If the cards match, take the cards. If they don't match, turn the cards face down and choose again.



Serena's photos


- 1 Look at Serena's photos.
- 2 Write the story.


a café the library the museum the park a shopping centre the station

catching a train eating ice cream going shopping
reading a book looking at a dinosaur wearing a new cap



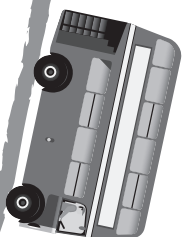
They're in the park.
They're eating ice cream!





**is a fun place
to visit!**

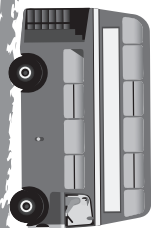
By




**Welcome to
_____!**

Let's take a tour!







Memory game

- 1 Cut out the cards.
- 2 Play the game with your friends.

Separate the cards into *Jobs* and *Places to work*.

Put the cards face down, with *Jobs* on the left and *Places to work* on the right.

Take turns to choose a card from each set.

Ask and answer. Do they match?





If the cards match, take the cards. If they don't match, turn the cards face down and choose again.

She's a scientist.

She doesn't work at the hospital. Never mind. Your turn.

He's a pilot.

He works in a plane!



Job fact files

- 1 Write the jobs in the fact files.
- 2 Take turns to ask and answer to find the missing information.

What does the pilot wear?

She wears a white shirt and a black jacket.

- 3 Compare the jobs.

They wear jackets.
That's the same.

The pilot doesn't wear a white jacket. She wears a black jacket.

STUDENT A

Job: _____



What does she wear?

Where does she work?

a plane

When does she go to work?

She can work in the day or at night.

Job: _____



What does he wear?

a white jacket, a white hat

Where does he work?

When does he go to work?

STUDENT B

Job: _____



What does she wear?

a white shirt and a black jacket

Where does she work?

When does she go to work?

Job: _____



What does he wear?

Where does he work?

a restaurant

When does he go to work?

He can work in the day or at night.

Which job?

1 Ask and answer to find the best job for you.



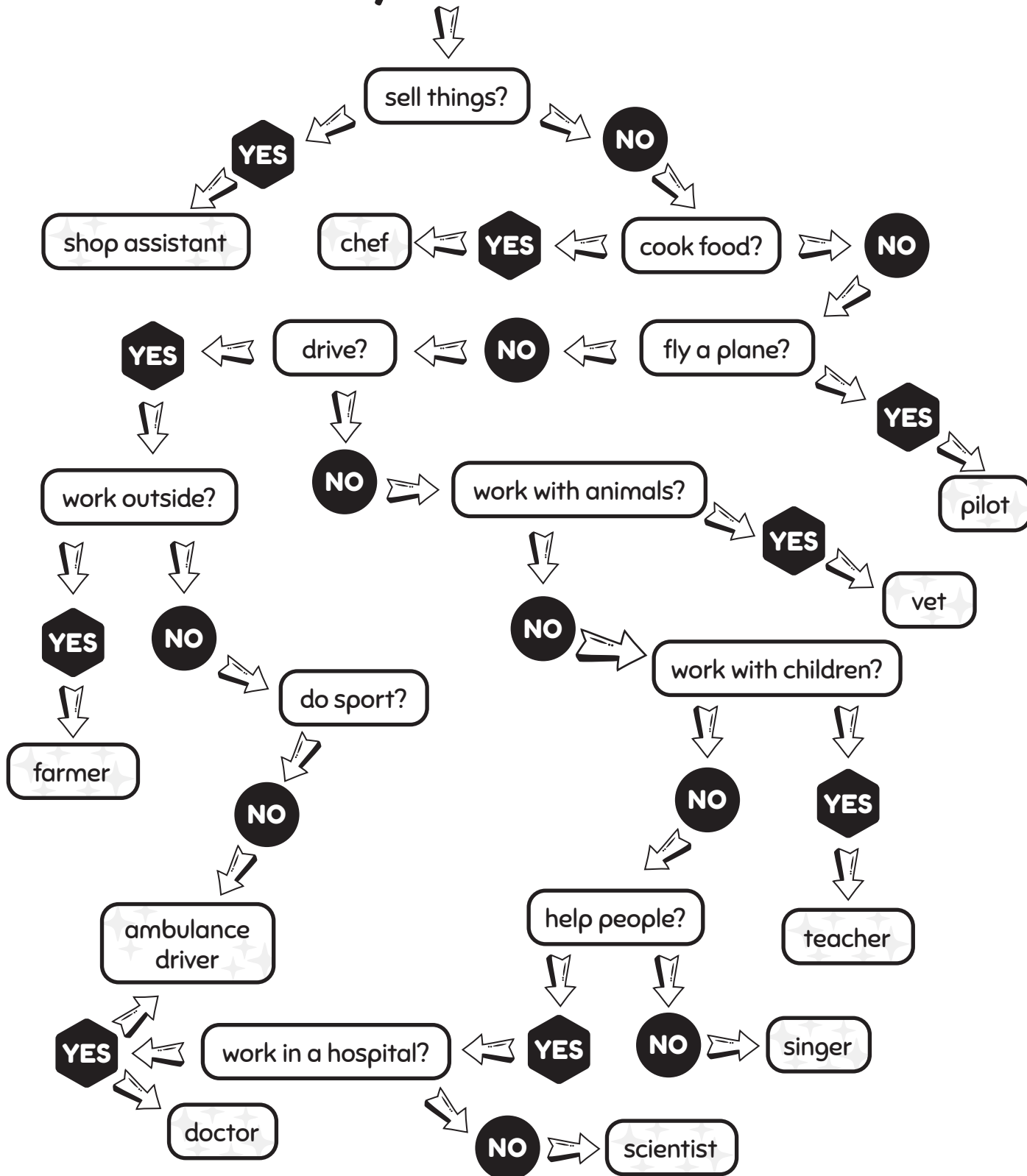
OK. First question: do you want to sell things?

OK. Second question: ...



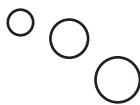

No, I don't.

Do you want to...



2 Do you agree? Why? Why not?

Dreams display



_____ **'s dream**

I want to be a _____ because I want to _____

Plan a jobs poster

- 1** Write a list of jobs.

<input type="radio"/>	doctor
<input type="radio"/>	teacher
<input type="radio"/>	_____
<input type="radio"/>	_____
<input type="radio"/>	_____
<input type="radio"/>	_____
<input type="radio"/>	_____
<input type="radio"/>	_____

- 2** Choose a job from your list. Then choose three words to describe it.

dangerous difficult easy exciting fun interesting safe

Job: _____

- 3** Think about the job. Ask and answer the questions.

What's the job? _____

Where does this person work? _____

What does this person do? _____

When does this person work? _____

What does this person wear? _____

Do you want to do this job? _____

Why? / Why not? _____

Can you add any more details?

- 4** Write your description.

Match my map

1 Ask and answer to complete your map.

Is there a picnic area near here?

Yes, there is. It's next to the playground. It's in A3.

behind



between



next to

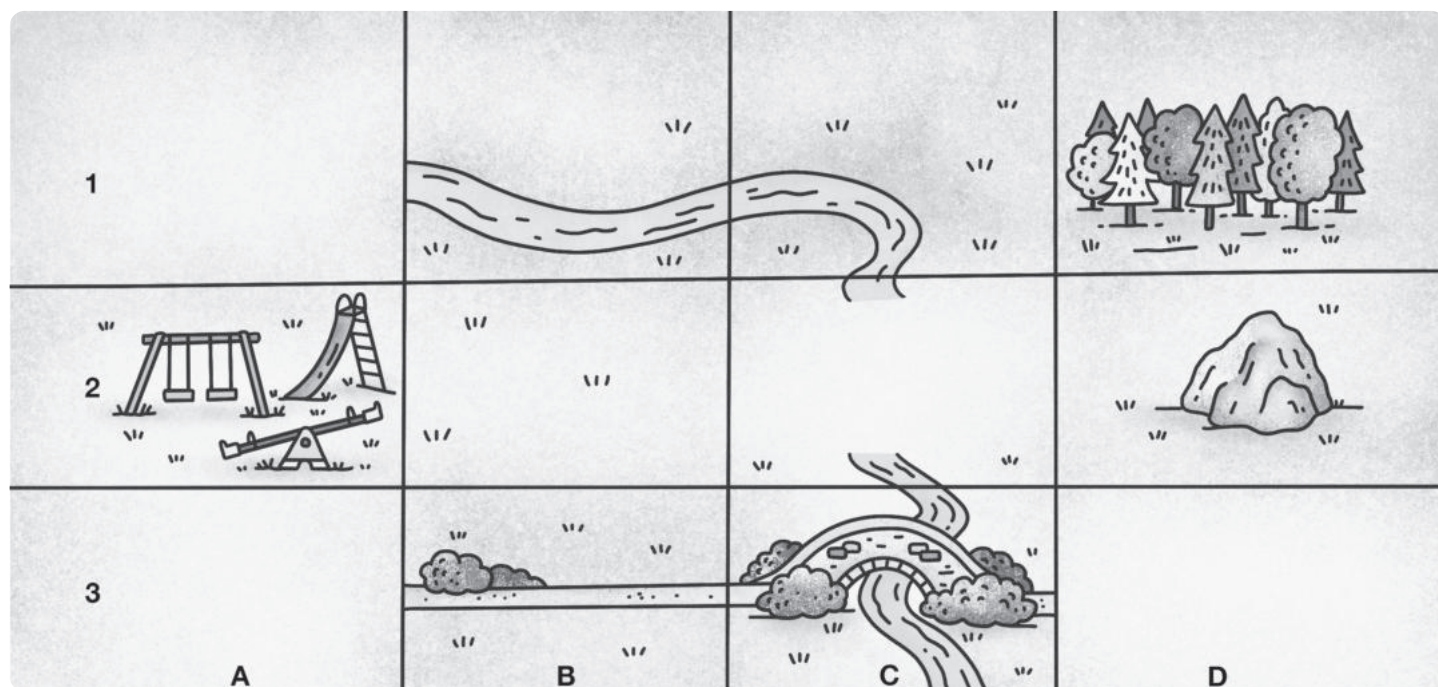


above



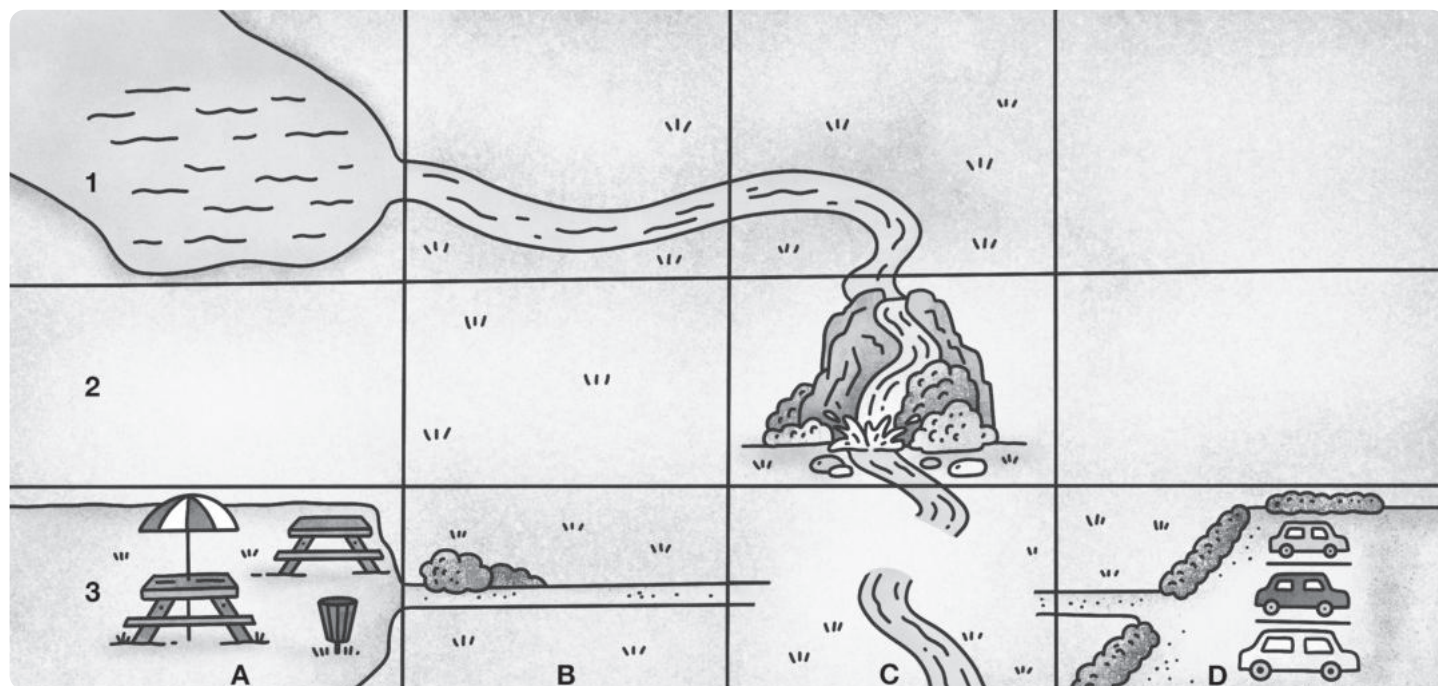
Map A

Where are the lake, waterfall, picnic area and car park?



Map B

Where are the rock, playground, bridge and forest?



Group blog: A day in nature

Write a blog in a group of four.

- 1 Cut along the lines and take a section each.
- 2 Write one or two sentences about a class day out. Use the ideas and the language. Then draw.
- 3 Put the blog together and read.



Place

ideas: beach forest park path

language: We were ... We weren't ...

Weather

ideas: cloudy cold hot rainy sunny windy

language: It was ... It wasn't ...

Special things

ideas: trees a huge rock a waterfall flowers

language: There was ... There were ...

Feelings

ideas: happy sad hungry thirsty scared

language: We were ... We weren't ...

What could you do?

- 1** Choose four activities. Write them in the survey table.

catch a ball dance juggle play chess read
ride a bike sing speak English write

- 2** Ask and answer with your friends.




Could you swim when you were five?

Could you swim when you were six?

No, I couldn't.

Yes, I could!



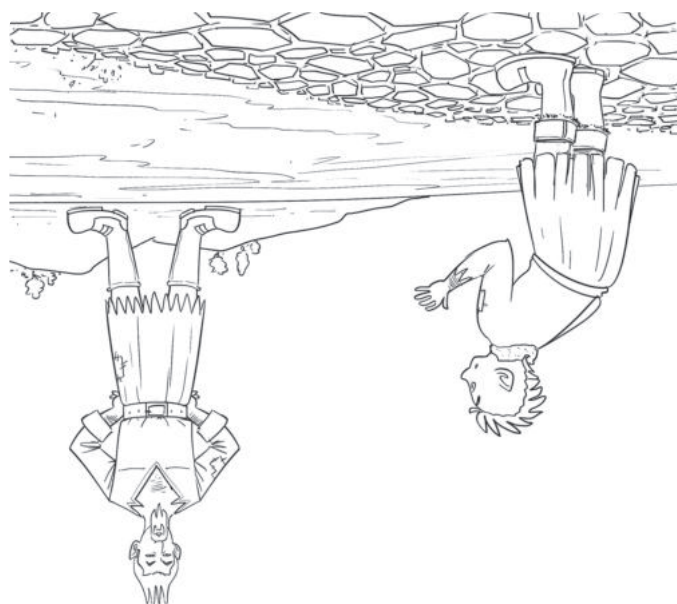
- 3** Record the answers in the survey table. Use ~~||||~~.

	Age 4	Age 5	Age 6	Age 7
swim				

A story book

The Giant's Causeway

A very old story from Ireland

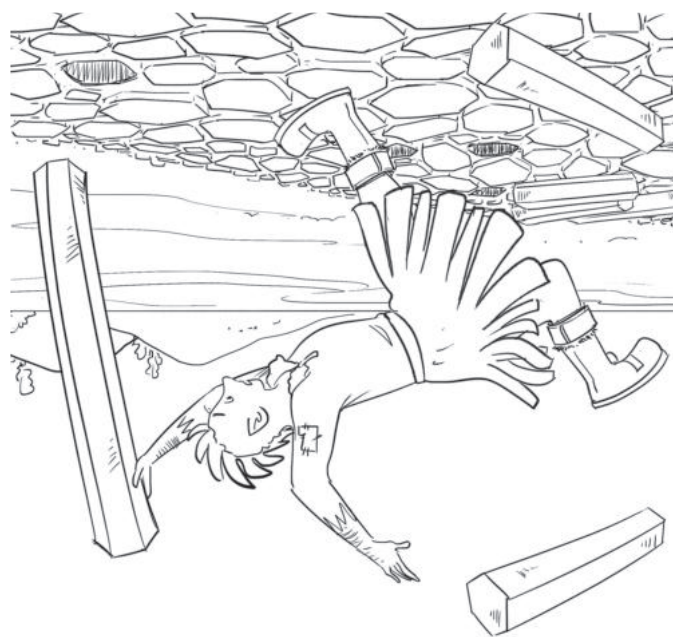


A long, long time ago, a giant called Mac Cool was on the beach. He could see another giant.



3

There were flat rocks.
Mac Cool could throw the rocks.
He could make a bridge.



7


Mac Cool could run. He was fast!
Now there wasn't a bridge again!
He was happy.



4

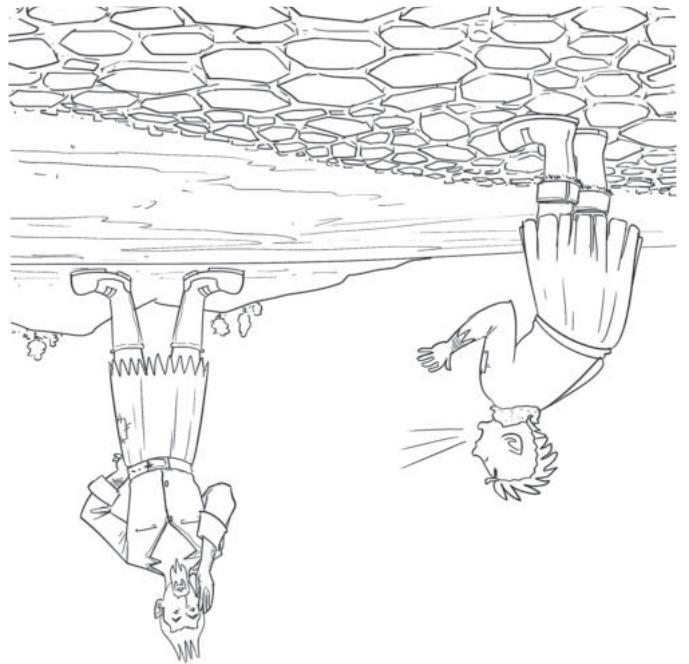
Mac Cool was tired.
The rocks were big!
But now there was a bridge.

9



At last, Mac Cool could see the other giant. He was asleep. He was HUGE! Mac Cool was scared.

1



The two giants couldn't visit each other. There wasn't a bridge. They were very noisy, but they couldn't hear.

Now he could visit his friend.
It was evening. The bridge was long.



5


The giants couldn't swim.



2

Explorer's map

Make a map of an island.



Healthy living reminder

- 1 What does your friend forget? Ask and answer.
- 2 Make a healthy living reminder for your friend.

Remember to ... **Don't forget to ...**

Write a message. Then draw a picture.



Do you remember to drink water?



No. I forget to drink water.

Let's be healthy!

Healthy living quiz

Do the *Healthy living* quiz. Circle your answers.

1

How often do you eat fruit and vegetables?

- A I eat fruit or vegetables for breakfast, lunch and dinner.
- B I try to eat some fruit and vegetables every day.
- C Yuck! I don't like fruit and vegetables.

2

How often do you go to bed early?

- A I go to bed early every night.
- B I go to bed early five times a week.
- C I try to go to bed early, but I like to watch TV.

3

How often do you do exercise?

- A I do exercise every day.
- B I do exercise five times a week, after school.
- C I do exercise once a week in school.

4

How often do you play outside?

- A I play outside every day, even when it's rainy.
- B I play outside, but not when it's rainy.
- C I prefer playing in my room.

5

How often do you drink water?

- A I drink water eight times a day.
- B I drink water every day. I drink juice, too.
- C Water is boring. I don't like water.

Check your answers

Mostly As

Wow! Good for you! You're working really hard to be healthy. Remember to relax, too.

Mostly Bs

Well done! You're trying hard to be healthy.

Mostly Cs

You know it's good to be healthy, but maybe you forget. Try to remember!

Let's relax!

- 1** Ask and answer with your friends. Record the answers in the survey table. Use ~~||||~~.









What do you do to relax? Do you go fishing?

Yes, I sometimes go fishing.

I never go fishing.

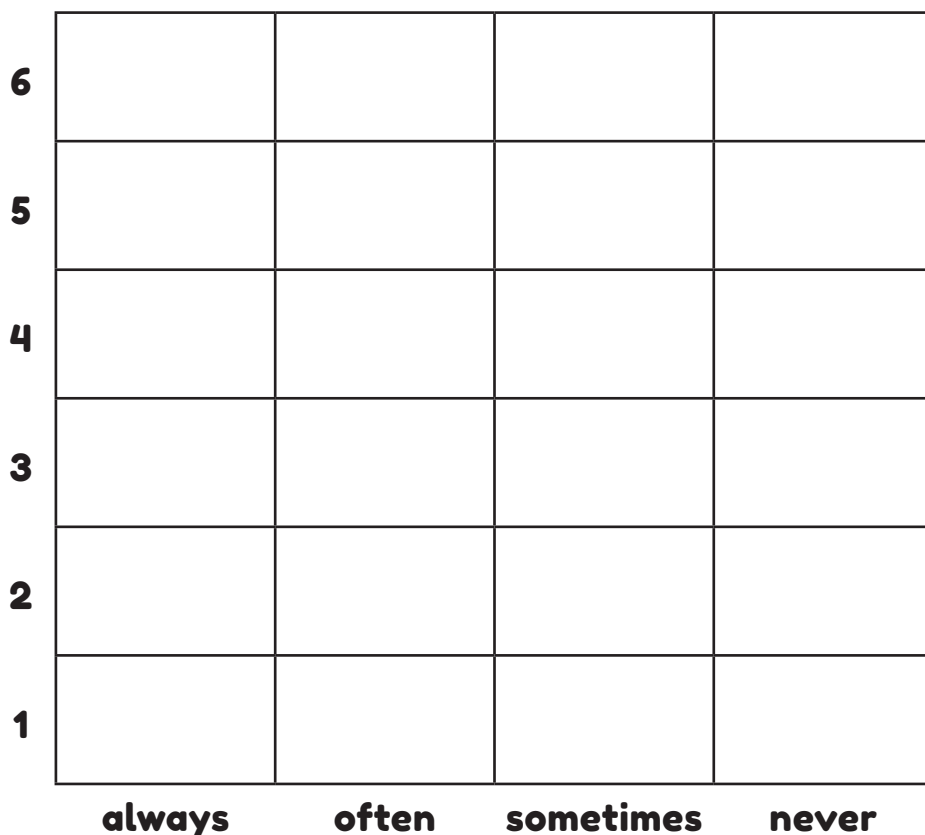


How do we relax?

						
always						
often						
sometimes						
never						

- 2** Choose an activity from the survey. Complete the bar chart.

How often do we _____?



- 3** Talk about your bar chart.

Look! Six students sometimes play volleyball.

Let's meet up!

1 Choose 10 activities. Then write them in your diary.

dance do art do homework do judo do karate go ice skating
go swimming go fishing play chess play football play the guitar
play tennis play volleyball play video games visit grandma

My diary

	morning	afternoon	evening
Monday			
Tuesday			
Wednesday			
Thursday			
Friday			
Saturday			
Sunday			

2 Ask and answer with your friend to find a time to meet. Look at your diary.



Do you want to meet?

I can't. I play volleyball on Wednesday afternoon.

Yes, I'm free on Saturday morning.

Sure. What about Wednesday afternoon?

OK. What about Saturday morning?





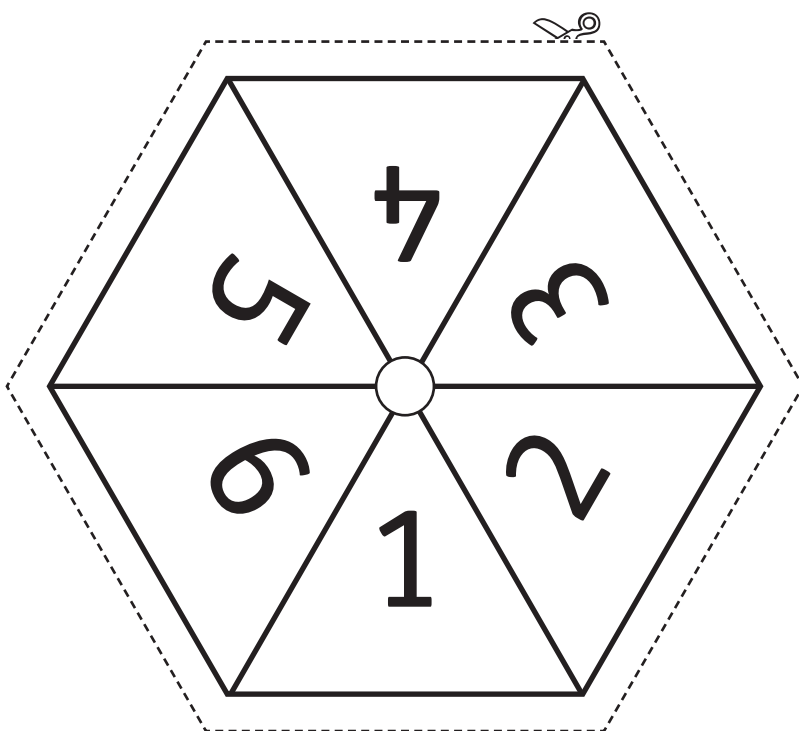
Great! Let's meet up.





How to play the game

- ▶ Make your game board. Follow the steps in your Student Book.
- ▶ Play the game in groups of 2–4.
- ▶ Colour and cut out your counters. Players start on the START square.
- ▶ Take turns to spin the spinner and move your counters.
- ▶ **When a player lands on a picture:** the other players ask him / her a question using the thing in the picture and *How often ... ?*
For example: 🍏 *How often do you eat fruit?*
- ▶ The player answers the question. For example: *I eat fruit every day.*
- ▶ **When a player lands on a word square:** he / she must make a sentence using the word. For example, if the word is *sometimes*, the player can say *I sometimes play video games after school.*
- ▶ **When a player lands on a GO AGAIN! square:** he / she can have another turn.
- ▶ The **winner** is the first player to pass the FINISH square.
- ▶ **OPTIONAL:** If a player can't answer, he / she misses a turn.



I'm going to the supermarket ...

- 1** Draw six things to buy from the supermarket. Show your friend.





- 2** Can you remember what your friend needs? Write a shopping list.

<input type="radio"/>	Shopping list
<input type="radio"/>	_____
<input type="radio"/>	_____
<input type="radio"/>	_____
<input type="radio"/>	_____
<input type="radio"/>	_____
<input type="radio"/>	_____

- 3** Look and check.

Kitchen cupboard bingo

1 Write the food words on the cards. Then cut them out.

 <p>_____</p> <p>sugar</p>	 <p>_____</p>	 <p>_____</p>	 <p>_____</p>
 <p>_____</p>	 <p>_____</p>	 <p>_____</p>	 <p>_____</p>
 <p>_____</p>	 <p>_____</p>	 <p>_____</p>	 <p>_____</p>
 <p>_____</p>	 <p>_____</p>	 <p>_____</p>	 <p>_____</p>
 <p>_____</p>	 <p>_____</p>	 <p>_____</p>	 <p>_____</p>

Kitchen cupboard bingo

2 Play Kitchen cupboard bingo!

Each player chooses nine food cards and puts them on their *Bingo!* card.
The game master says the food words in any order.
When you hear a word that's on your card, mark *X* in the square.
When all your squares have an *X*, shout *Bingo!*
The first player to shout *Bingo!* is the winner.



There's some milk.



There are some grapes.

<input type="checkbox"/>	<input type="checkbox"/>	<input type="checkbox"/>
<input type="checkbox"/>	<input type="checkbox"/>	<input type="checkbox"/>
<input type="checkbox"/>	<input type="checkbox"/>	<input type="checkbox"/>

How to ... make a milkshake

1 Look and say the ingredients.



There's some ice cream.

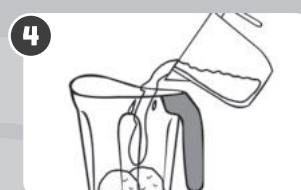

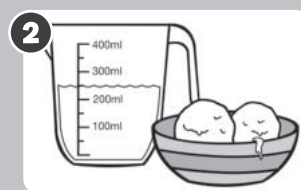


2 Put the words in order. Match the instructions to the pictures and write the guide in order.

- a quickly. / Mix
- b serve. / Pour / and
- c milk / the / slowly. / Pour in
- d and / Chop / the banana. / the strawberries
- e the / Add / banana.
- f the ice cream. / Measure / the milk / and
- g the blender. / Put / in / the ice cream
- h strawberries. / the / Add

How to make a milkshake

- 1 _____
- 2 _____
- 3 _____
- 4 _____
- 5 _____
- 6 _____
- 7 _____
- 8 _____

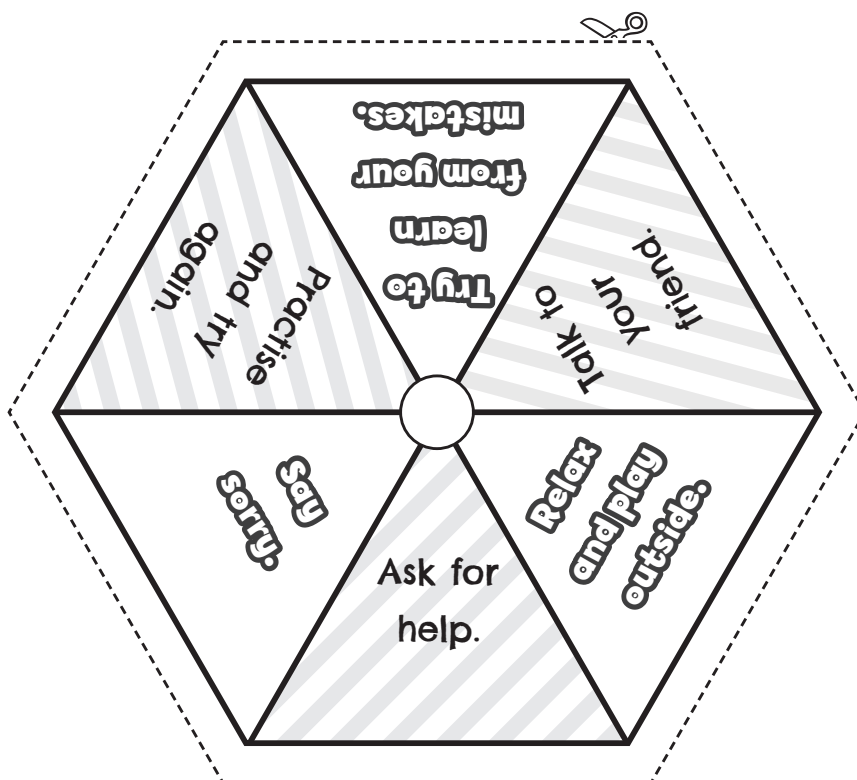


3 Take turns to say how to make a milkshake.

Grandma's advice spinner

- 1 Cut out the problem cards and make the advice spinner.
- 2 Spin the spinner. Choose a problem to match the advice.

I wasn't careful and now something is broken.	I feel worried.	My friend isn't speaking to me. I don't know why.
I can't run fast. I'm the slowest runner in my class.	I'm always busy, and I never have time to relax.	I don't know how to do my homework.
I haven't got my homework at school today.	My test score was bad.	I feel sad today.



A recipe book



Our recipe

How to make _____.

It's a recipe from _____.

Ingredients

Instructions

First, _____

Then, _____

Finally, _____

It's delicious!

Helping at home

- 1 Complete the ways to help at home.
- 2 Ask and answer with your friends.
Record the answers in the survey table. Use IIII.











How do you help at home?











I have to clean my room.

Helping at home!

water the _____		
clean my _____		
_____ the dinner		
_____ the car		
_____ the dishes		
load the _____		
_____ the floor		
_____ the table		



- 3 Record your results in the bar chart.


8								
7								
6								
5								
4								
3								
2								
1								
								

- 4 Talk about the results. How many children have to wash the dishes?

A robot to help at home

- 1** How do you help at home? Talk with your friends and write a list.

- 2** Design a robot to do all your jobs. Draw your robot.



- 3** Write about what it did yesterday.

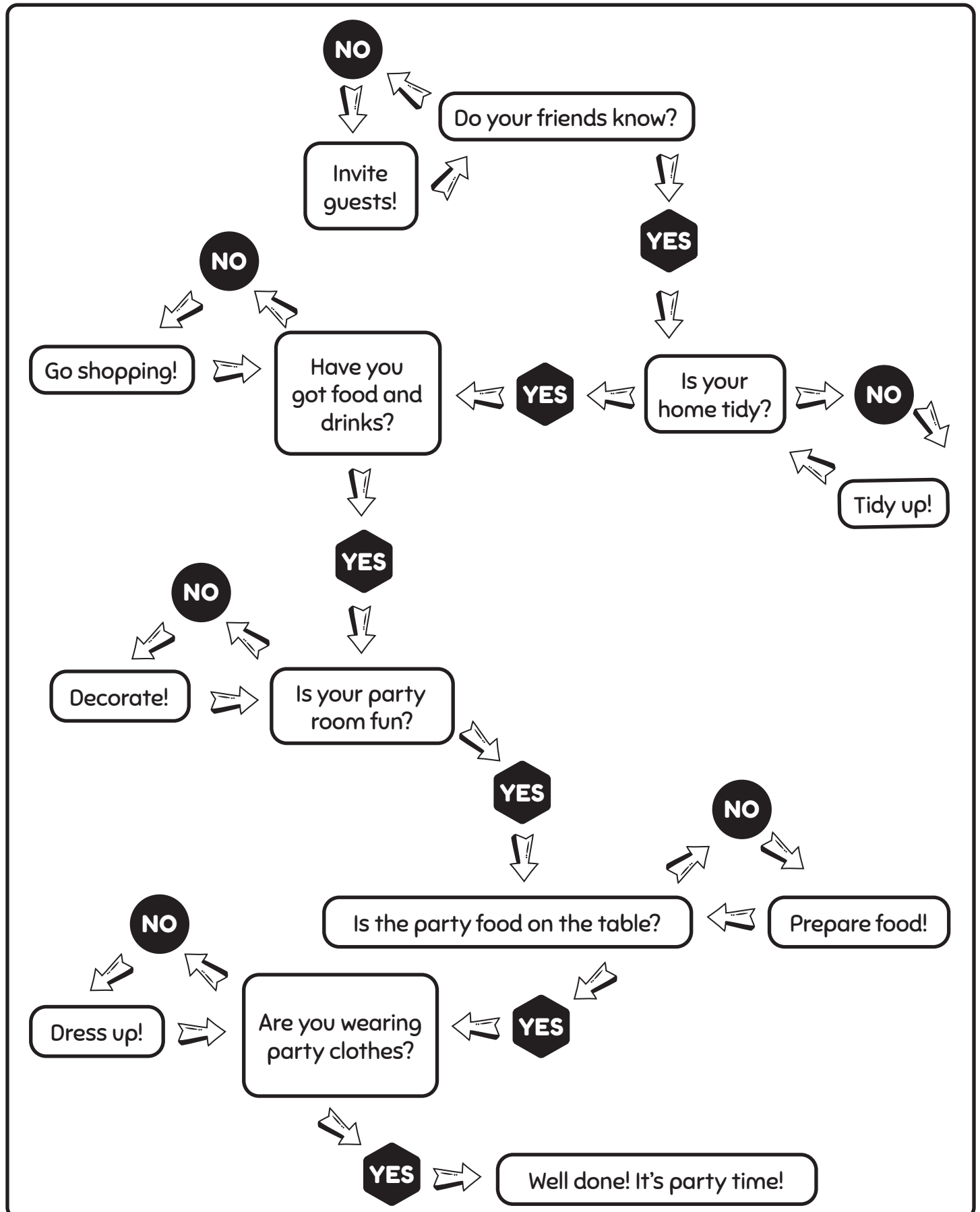
- 4** Talk about your robot.

I have to wash the car. Yesterday, I didn't wash the car! The robot washed the car!



A party plan



Follow the party planner guide.
Ask and answer with your friends.



The farmyard party 2

Look and write the story about the next farmyard party.

decorate dressed up goats go shopping helped prepared food



Plan a family festivals poster

1 Make a list of family festivals. Choose one.

2 Ask and answer. Write notes.

What do you do to get ready?

Is there any special food? Who goes shopping?
Who do you invite? What do you wear?

decorate dress up go shopping invite guests
prepare food set the table tidy up

We have to dress up. I have to wear a new shirt.

How do you celebrate?

There's a ... party / parade / concert.
There are ... singers / dancers / lots of people.

dance eat help play sing watch

There's a big table, and we eat a huge meal.


What do you remember about last year's celebration?

There was ... a parade / a concert. There were lots of people.

It was rainy / sunny. It was exciting / fun.

danced helped played visited watched

Last year, there was a big parade in my city. It was fun.



Mix up at the museum

There was a mix-up at the museum! Can you help?

- 1** Cut out the museum objects and the labels.
- 2** Take turns to read the labels and match them to the objects.



<p>Object 1:</p> <p>_____</p> <p>This object is 400 years old. People used it to brush their hair.</p>	<p>Object 2:</p> <p>_____</p> <p>This object is 4,000 years old. People used it in the kitchen for soup.</p>	<p>Object 3:</p> <p>_____</p> <p>This object is 100 years old. People used it to talk to friends and family in different places.</p>	<p>Object 4:</p> <p>_____</p> <p>This object is 300 years old. People used it at night so they could see easily.</p>
<p>Object 5:</p> <p>_____</p> <p>This object is 1,000 years old. A man could wear it to keep his head safe.</p>	<p>Object 6:</p> <p>_____</p> <p>This object is 200 years old. People used it on hot days.</p>	<p>Object 7:</p> <p>_____</p> <p>These objects are 2,000 years old. People could buy things with them.</p>	<p>Object 8:</p> <p>_____</p> <p>This object is 3,000 years old. People used it in the kitchen or dining room for drinks.</p>

Yesterday, I ...

1 Find 10 more irregular past verbs in the puzzle.

- 1 wear wore
- 2 have _____
- 3 go _____
- 4 eat _____
- 5 drink _____
- 6 see _____
- 7 fly _____
- 8 build _____
- 9 buy _____
- 10 make _____
- 11 write _____

P	W	E	N	T	O	I	U
V	O	Y	B	U	I	L	T
H	R	S	W	T	D	R	F
A	E	A	R	W	R	E	L
D	Q	W	O	M	A	D	E
G	H	J	T	K	N	L	W
A	T	E	E	C	K	S	A
F	D	B	O	U	G	H	T

2 Talk about the past with your friend.

yesterday last week last month last year two years ago



Yesterday, I wore jeans and a red T-shirt.

I didn't wear a red t-shirt. I wore a blue hoody.



Last year, I flew in a plane.

I didn't fly in a plane, but I went to a museum!



Roman research

Did the Romans wear socks?

Ask and answer to find out about the Romans.

Yes, they did.

STUDENT A

wear	socks <input checked="" type="checkbox"/>	sandals <input type="checkbox"/>
Fun fact! When the Romans moved to Britain, they asked for socks because it was cold!		
play	ball games <input checked="" type="checkbox"/>	board games <input type="checkbox"/>
build	roads <input checked="" type="checkbox"/>	tall buildings <input type="checkbox"/>
Fun fact! Roman roads were very straight. They're very old, but we still use lots of them today.		
write	poems <input checked="" type="checkbox"/>	rules <input type="checkbox"/>
eat	at a table <input checked="" type="checkbox"/>	three meals a day <input type="checkbox"/>
Fun fact! Romans didn't eat at a table, they ate their meals lying on sofas!		
use	spoons <input checked="" type="checkbox"/>	knives and forks <input type="checkbox"/>

STUDENT B

wear	socks <input type="checkbox"/>	sandals <input checked="" type="checkbox"/>
play	ball games <input type="checkbox"/>	board games <input checked="" type="checkbox"/>
Fun fact! Romans played some board games that we play today. For example, they played chess.		
build	roads <input type="checkbox"/>	tall buildings <input checked="" type="checkbox"/>
write	poems <input type="checkbox"/>	rules <input checked="" type="checkbox"/>
Fun fact! Some of our rules today are the same rules that the Romans wrote.		
eat	at a table <input type="checkbox"/>	three meals a day <input checked="" type="checkbox"/>
use	spoons <input type="checkbox"/>	knives and forks <input checked="" type="checkbox"/>
Fun fact! Forks are newer than you think. People started to use forks around 400 years ago.		

The two brothers

1 What happened next? Read and match to the pictures.

- a “We don’t need this silly wall now.”
- b “Come on, Per. Let’s go fishing.”
- c “I’m sorry, Per. You can have this. I don’t want to wear it.”
- d “Hurray! Let’s have a party.”



☐

☐

☐

☐

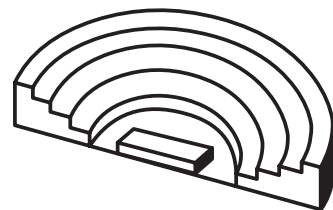

2 Write.



3 Act out the story.

Plan a museum display

1 What ancient history did you learn about in this unit? Choose one.



Ancient Egypt

2 What can you remember? Share ideas.

A large, stylized cloud-shaped thought bubble with five horizontal lines inside for writing. Three small circles lead from the bottom right of the cloud.

3 Look in your books. Find six interesting facts.

- Find or draw pictures for each fact.
- Write a description for each picture.
- Make your description interesting. Use adjectives.
- Can you write more than one sentence?
- Use positive and negative sentences.
- Check your work for spelling mistakes.

A scroll-shaped writing area with six horizontal lines for writing. The scroll is unrolled from the top left and bottom left corners.

School map

1 Write the places in school.



classroom











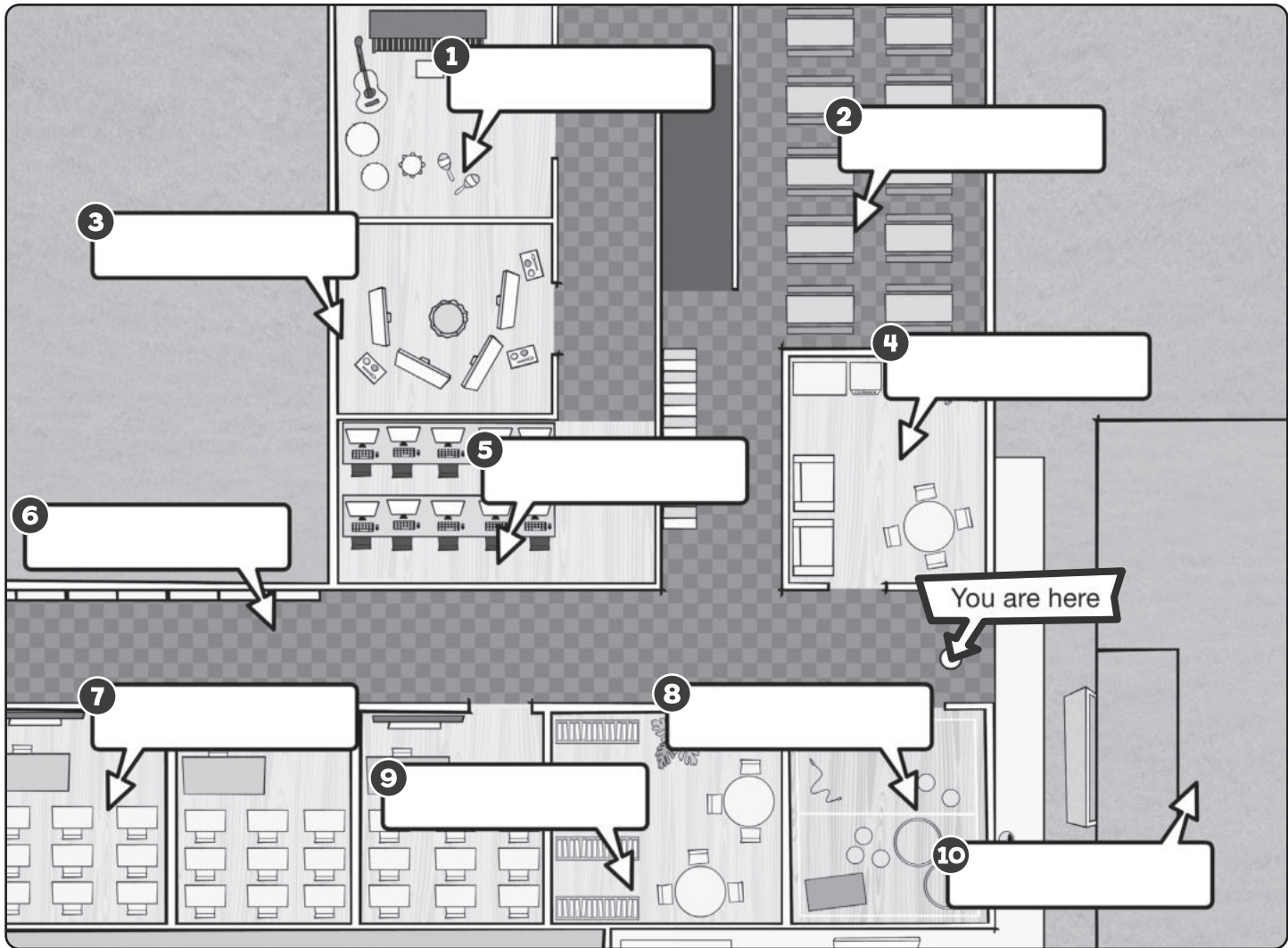








2 Look at the picture on page 110 of your Student Book. Complete the map below.



3 Ask for directions. Use your map.

I'm looking for the library.

It's over there, on the left.

Pronoun matching game

- 1 Cut out the cards.
- 2 Match the sentences to the pronouns.



them	you	her	him
it	him	them	us
us	it	her	them
We're meeting Tang and Nina. Can you see <u>Tang and Nina</u> ?	This book is a library book. Please take <u>this book</u> to the school library.	Our friends asked <u>me and Hector</u> to play football in the playground.	What are you and Omar doing later? I can meet <u>you and Omar</u> at the park.
Omar's got lots of books. Let's help <u>Omar</u> .	My homework is difficult. I can't do <u>my homework</u> .	Emma is in the canteen. I'm sitting with <u>Emma</u> .	Our school has got computers. We use <u>the computers</u> in the IT room.
There's May. Let's ask <u>May</u> to play.	Where's Tang? I saw <u>Tang</u> in the gym five minutes ago.	We can take you to the staff room. Follow <u>May and me</u> !	Hector and Emma are working on a project. Let's help <u>Hector and Emma</u> .

School rules

We must be on time.



1 Read and ✓ or ✗.

2 Take turns to say the rules with *must* or *mustn't*.

☒

be on time

☐

shout

☐

run inside

☐

share

☐

be kind

☐

listen

☐

help our friends

☐

do our homework

☐

be noisy

☐

eat in the library

☐

wear trainers

☐

wash our hands

☐

eat sweets

☐

use our phones

☐

tidy the classroom

3 What are your school rules? Write five.

Our school rules

1

2

3

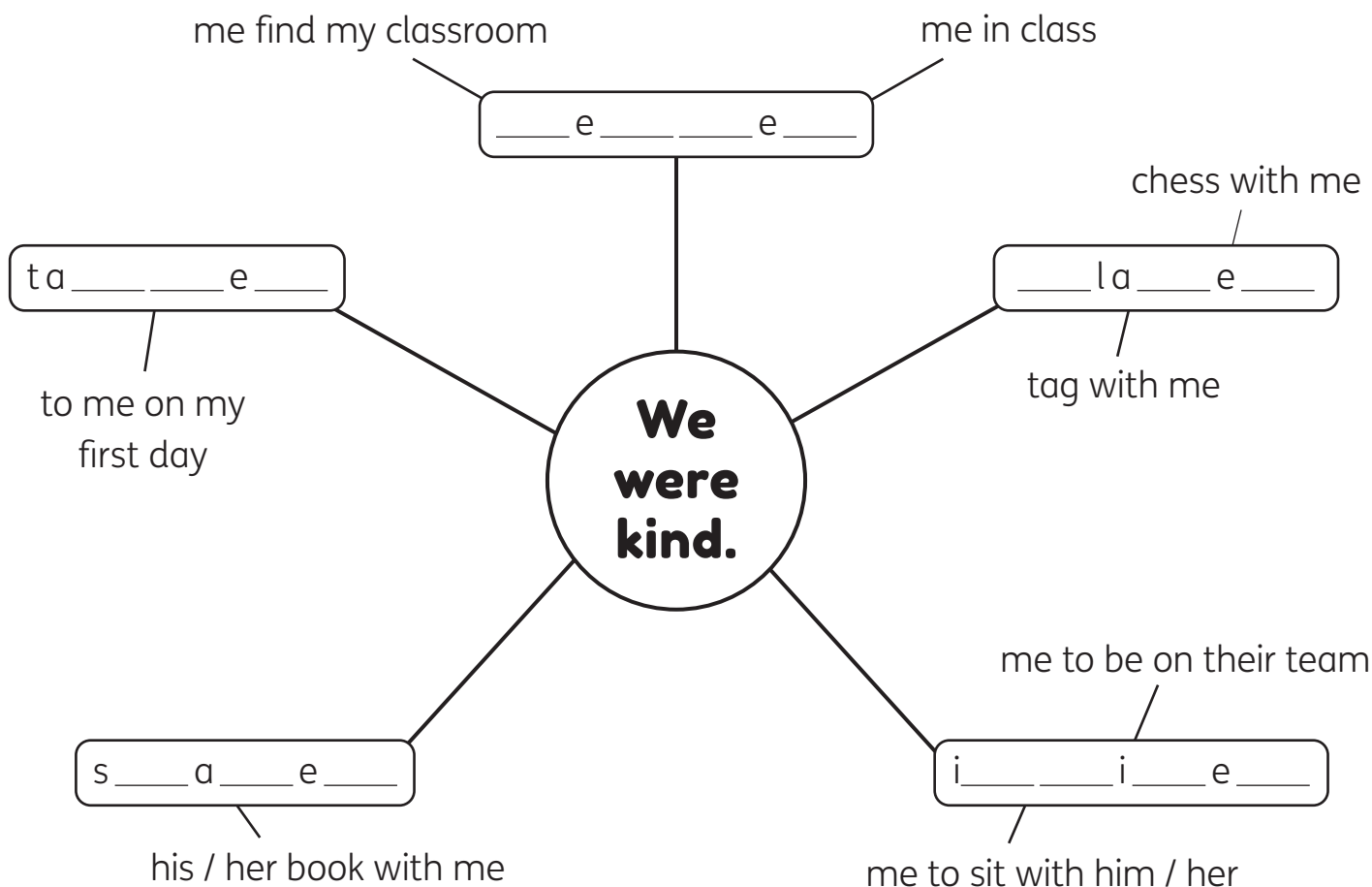
4

5

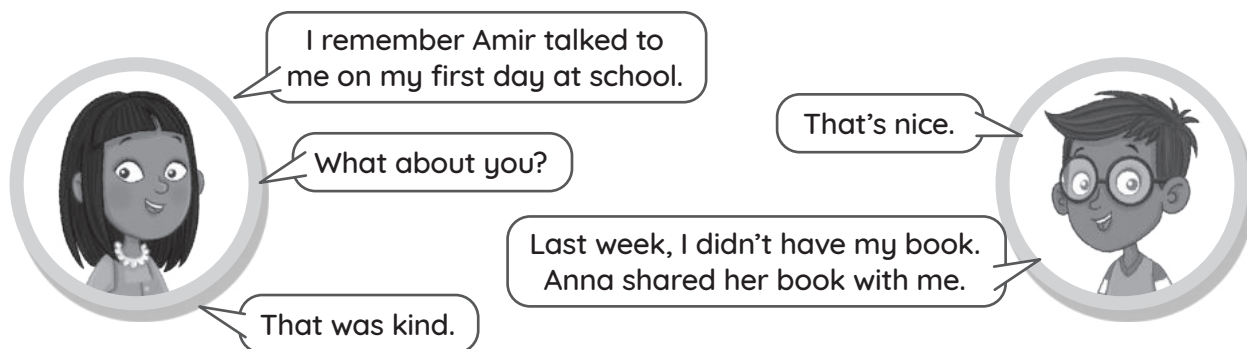
A friendship chain

1 Complete the mind map.

invited shared talked played helped

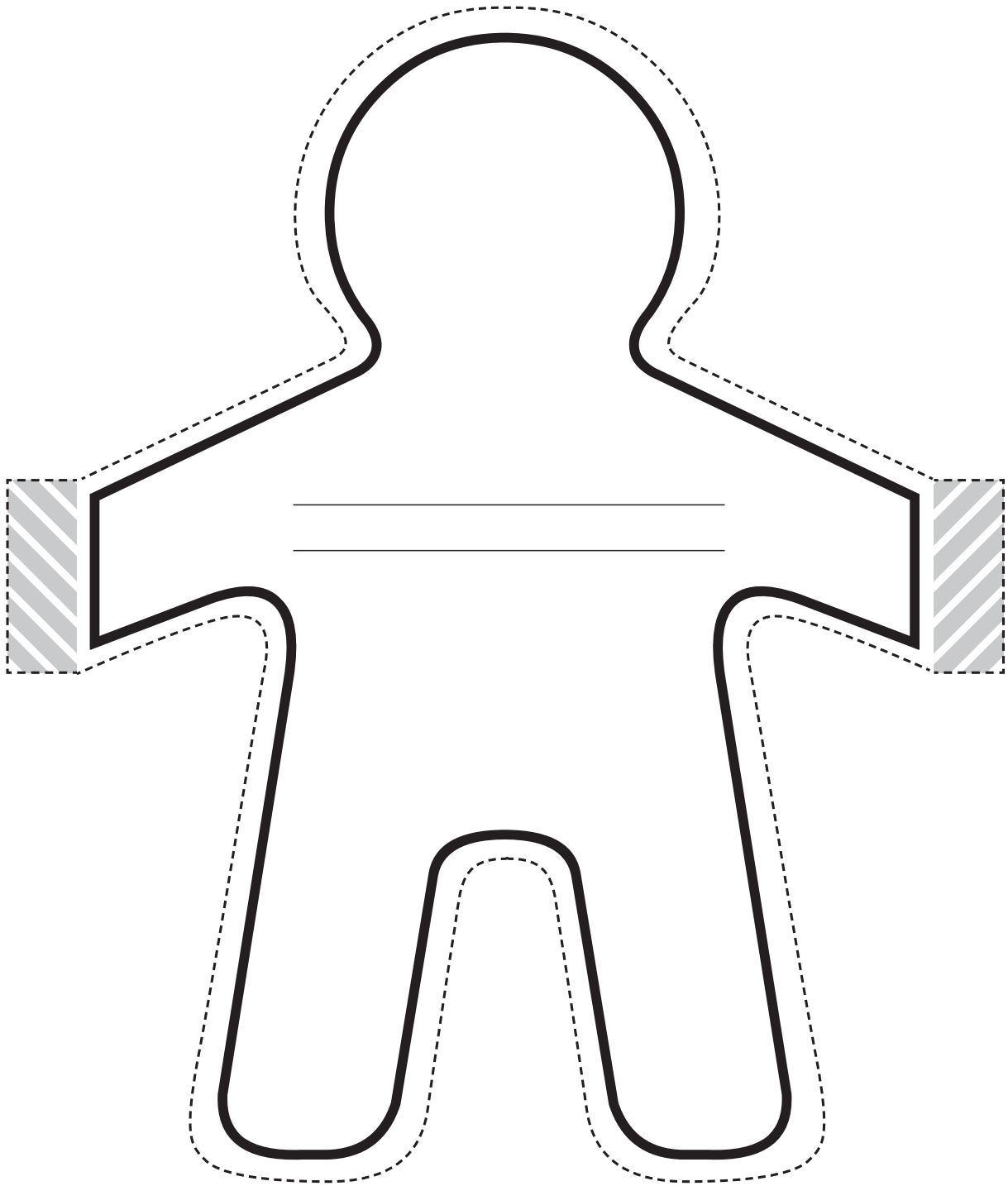


2 When was someone kind to you? Talk with your friend. Use the mind map for ideas.




3 Write a sentence about when someone was kind to you.

- 4** Copy the sentence onto your doll. Then decorate it and cut it out.



- 5** Make a *Friendship chain* to decorate the classroom.




Our amazing school

- 1** Make a list of places in school.


●	<u>field</u>
●	
●	
●	
●	


- 2** How can you make the places amazing? Share ideas and write notes.



- 3** Make a rule for your amazing place in school. Draw a picture.







must mustn't remember to don't forget to



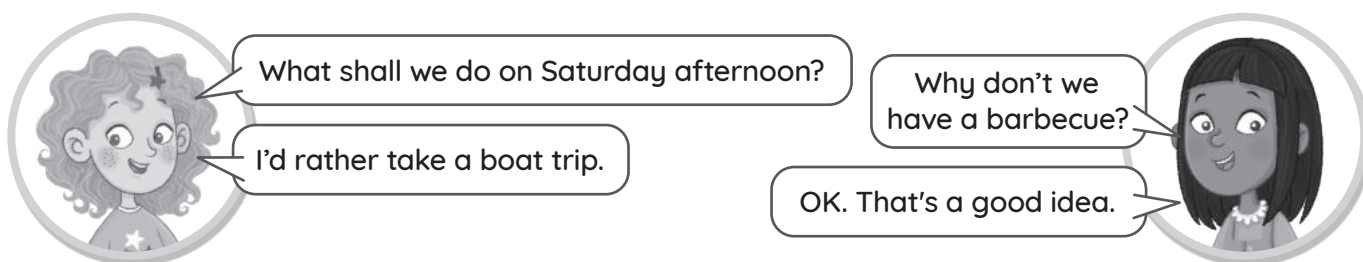


Weekend plans

- 1** Write the days of the weekend in the weather forecast.

_____			_____		
					
morning	afternoon	evening	morning	afternoon	evening

- 2** Look at the weather forecast. Talk with your friends and agree plans.



- 3** Complete the diary and write your plans.

_____ 16th June	_____ 17th June
morning	morning
afternoon	afternoon
evening	evening

Find somebody who ...

What are you going to do on holiday?

I'm going to ...

Ask and answer with your friends.

Can you find a name for each activity?



Find somebody who ...	Name
... is going to go to the beach.	
... is NOT going to get up early.	
... is going to have a barbecue.	
... is NOT going to watch TV.	
... is going to go hiking.	
... is going to help at home.	
... is going to meet friends.	
... is NOT going to do homework.	
... is going to go sightseeing.	
... is going to play outside.	
... is going to visit a museum.	
... is going to eat ice cream.	
... is going to take a boat trip.	

Let's pack!



1 Write a list of six things to take on holiday.

	<u>My holiday list</u>
1	_____
2	_____
3	_____
4	_____
5	_____
6	_____

2 Ask and answer with your friend.



Are you going to take sun cream?



Yes, I am!

3 Can you remember what your friend is going to pack? Write your friend's list.




	<u>My friend's holiday list</u>
1	_____
2	_____
3	_____
4	_____
5	_____
6	_____



4 Look and check.

Town Mouse's invitation

1 Look and say the activities.



2 Choose four activities. Tick (✓).

3 Write the invitation from Town Mouse to Country Mouse.

Dear Cousin,

Please come to visit me in town! We're going to have fun!

Here are my plans:

We're going to _____.

We're going to _____.

We're going to _____.

We're going to _____.

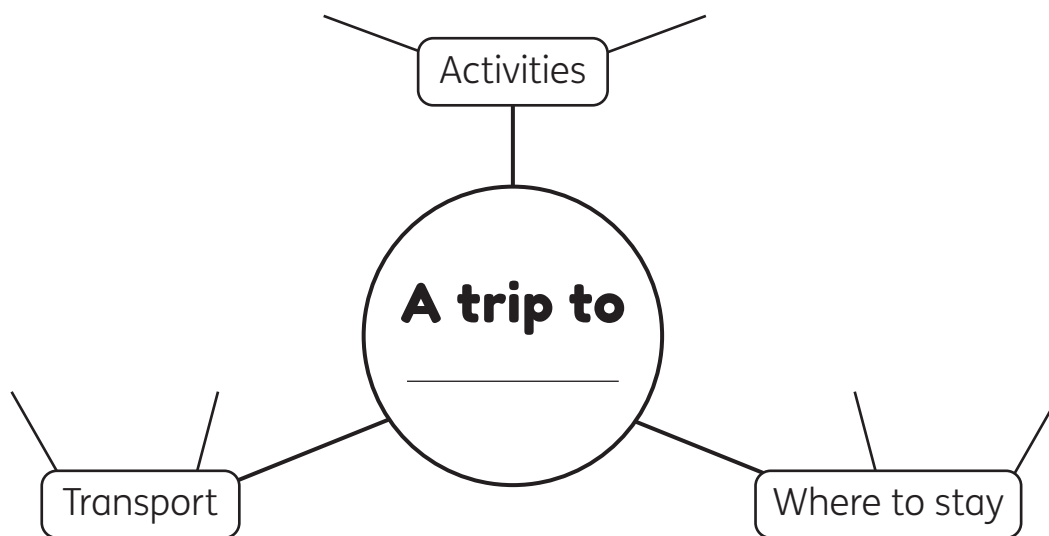
I'm looking forward to your visit!

Your cousin, Terry

4 Is Country Mouse going to have fun in town?

Plan a class trip leaflet

- 1 Choose a place for your trip. Then make a mind map.



- 2 Make a plan for each day of the trip. Choose three activities and write notes.

	Day one	Day two	Day three
1		1	1
2		2	2
3		3	3

- 3 Write a short introduction for your trip.

- 4 Now make your leaflet. Draw and stick pictures, and write the plans for each day.

Day _____

In the morning ...

In the afternoon ...

In the evening ...

Let's go to ... !



Day _____

In the morning ...

In the afternoon ...

In the evening ...

Day _____

In the morning ...

In the afternoon ...

In the evening ...

