


1

Unit record


Name: _____

Lesson 1 Words Let's describe our friends.

1 Circle.



glasses / freckles



curly / straight hair



dark / fair hair



straight / curly hair



short / long hair



fair hair / freckles

Lesson 2 Grammar Let's ask what people look like.

2 Look and write.



What does she look like?

She's got long hair. (long hair)

She hasn't got freckles. (freckles)

_____ (fair hair)



What does he look like?

He's _____. (short hair)

_____ (freckles)

_____ (glasses)


1

Unit record

Name: _____

Lesson 3 Words and Grammar Let's say how our friends are different.

3 Write. **strong fast tall brave funny**







- 1 Rick is the fastest.
- 2 Maria is _____.
- 3 Ben is _____.
- 4 Sally is _____.
- 5 Peter is _____.

Lesson 4 Story Let's read about two friends.

4 Look and complete. **different good mango fastest strong**

- 1 I'm the best! I'm the fastest!
- 2 Who can get that _____?
- 3 I'm _____. I can swim.
- 4 You're _____, but you're a team.
- 5 We're a _____ team!



Lesson 5 Skills and Culture Let's learn about clubs and teams in Australia and Mexico.

5 Read and tick ✓.

	Travis, Australia	Diego, Mexico
1 One of my favourite sports is cricket.	✓	
2 I'm in a basketball team.		
3 Our school's got a gardening club.		
4 The cooking club make lots of yummy food.		
5 Yoshi is fast. He's the fastest player on the team.		

1 Project record

Name: _____

Project Make a class puzzle display.

1 Read and tick ✓.


☐

I can work in a group.


☐

I can trace an outline and cut it out.


☐

I can write a description.


☐

I can make guesses from a picture and a description.


☐

I can ask and answer questions.










2 Read and circle.

My project work is:



3 Read what your teacher says about your work.

<div>   <h2>Two stars and a wish</h2>   </div>	
My teacher says:	
	
	
	

2 Unit record

Name: _____

Lesson 1 Words Let's talk about places in the city.

1 Read and match.

1 restaurant ●

2 museum ●

3 station ●



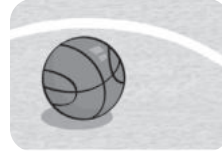
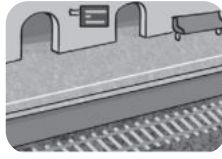
4 library ●

5 shopping centre ●

6 sports centre ●

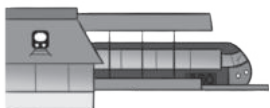
7 cinema ●

8 university ●



Lesson 2 Grammar Let's talk about where people are going.

2 Where are they going? Look, follow and write.



1 She's going to the restaurant.

2 He's

3 _____

4 _____

5 _____

2 Unit record

Name: _____

Lesson 3 Words and Grammar Let's talk about what people are doing in the city.

3 Complete the questions. Then look and answer.

meeting watching catching ~~taking~~

1 Is she taking photos? Yes, she is.

2 Is he _____ friends? _____

3 Are they _____ a film? _____

4 Are they _____ a train? _____



Lesson 4 Story Let's read about a good idea.

4 Read and circle.



- 1 Serena and Danny are visiting Mexico / New York City.
- 2 Serena / Danny is taking photos.
- 3 Danny can't find his phone / bag.
- 4 The bag is in the museum / library.
- 5 The family catch the bus / train home.

Lesson 5 Skills and Culture Let's learn about the capital cities of the UK and Singapore.

5 Read and write *London* or *Singapore City*.

1 The Queen lives in this capital city. London

2 There's a white museum next to a lake. _____

3 There's a statue of Paddington Bear. _____

4 There are ten palaces. _____

5 There's a statue called the Merlion in a lake. _____



2 Project record

Name: _____

Project Make a city tour leaflet.

1 Read and tick ✓.

- ☐ I can work in a group.
- ☐ I can think of ideas.
- ☐ I can write about a capital city.
- ☐ I can make a leaflet with pictures and descriptions.
- ☐ I can describe my project to the class.



2 Read and circle.

My project work is:



3 Read what your teacher says about your work.

★
Two stars and a wish
★

My teacher says:	
★	
★	
★ ★ ★	

Lesson 1 Words Let's talk about jobs.**1** Find, circle and write.

ambulance driver vet shop assistant doctor chef pilot

1

doctor

2**3****4****5****6****Lesson 2 Grammar** Let's ask about jobs.**2** Look and circle.~~What~~ When Where What

- 1** What / When does she do?
She is / isn't a sports coach.
- 2** What / Where does she work?
She work / works at the sports centre.
- 3** When / What does she wear?
She wears / doesn't wear a white coat.
She wears / doesn't wear a tracksuit and trainers.
- 4** When / What does she work?
She work / works in the day.



3 Unit record

Name: _____

Lesson 3 Words and Grammar Let's talk about the work we want to do.

3 Read and match.

- | | |
|---------------------------------------|---|
| 1 I want to be an ambulance driver. ● | ● Because I want to help people. |
| 2 I want to be a teacher. ● | ● Because I want to cook food. |
| 3 I want to be a chef. ● | ● Because I want to drive an ambulance. |
| 4 I want to be a vet. ● | ● Because I want to work with animals. |
| 5 I want to be a doctor. ● | ● Because I want to work with children. |

Why?

Lesson 4 Story Let's read about a girl with a dream.

4 Look and complete. vet doctor ~~astronaut~~ TV

- I want to be an astronaut.
- Do you want to be a _____, Junko?
- Kobe wants to be a _____.
- It's Junko. She's on _____!




Lesson 5 Skills and Culture Let's learn about exciting jobs in Tanzania and Malaysia.

5 Read and write T (true) or F (false).



Tanzania



Malaysia

- Lots of people work in the national park. T
- There are dolphins and sharks in the park. _____
- The animals are dangerous, but the vet helps them. _____
- Kuala Lumpur is a small city. _____
- The window cleaner climbs up the buildings. _____
- Cleaning windows is dangerous. _____

Project Make a jobs poster.**1** Read and tick ✓.☐

I can work in a group.

☐

I can think about jobs I want to do.

☐

I can ask and answer questions.

☐

I can make a poster.

☐

I can describe my project to the class.

**2** Read and circle.

My project work is:


**3** Read what your teacher says about your work.**Two stars and a wish**

My teacher says:



Lesson 1 Words Let's talk about places and maps.

1 Look and tick ✓ or cross ✗.



picnic area ☒

car park ☐



bridge ☐

waterfall ☐




rock ☐

river ☐



bridge ☐

forest ☐



car park ☐

path ☐



river ☐

forest ☐

Lesson 2 Grammar Let's talk about our weekend.

2 Look and write sentences. Use *was* or *wasn't*.



1 there → a path There was a path.

2 there → a river _____

3 it → sunny _____

4 she → hot _____

5 she → happy _____

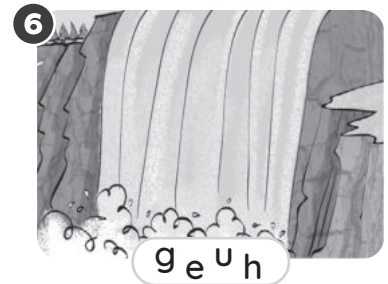


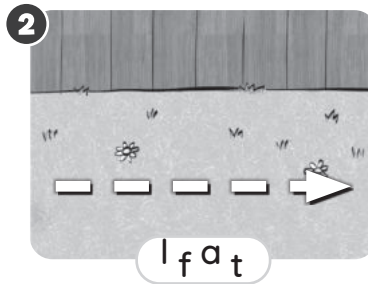

4 Unit record

Name: _____

Lesson 3 Words and Grammar

Let's talk about an adventure park.

3 Look and write.



Lesson 4 Story

Let's read about children who use their imagination.

4 Answer the questions.



1 What are Fin and Orla reading?

They're reading their favourite story.

2 What could the giant make?

3 Was there a giant at the beach?

4 Were there flat rocks on the beach?

5 Were Fin and Orla happy at the end of the story?

Lesson 5 Skills and Culture

Let's learn about places to visit in Vietnam and Portugal.

5 Read and match.

- 1 In Ha Long Bay in Vietnam, there are _____
- 2 In Ha Long Bay, you can _____
- 3 Tiago was at _____
- 4 Tiago saw some _____

- a dolphins next to the boat!
- b lots of big and small islands.
- c go inside the caves in a boat.
- d the coast in Portugal.

4

Project record

Name: _____

Project Make a map of an island.

1 Read and tick ✓.


☐

I can work in a group.


☐

I can think of ideas and make a list.


☐

I can use my imagination.


☐

I can draw a map of a place and describe it.


☐

I can describe my project to the class.



2 Read and circle.

My project work is:



3 Read what your teacher says about your work.

Two stars and a wish

My teacher says:



Lesson 1 Words Let's talk about staying healthy.

1 Match. Then look and number.

- | | |
|-----------|----------------|
| 1 do ● | ● your hands |
| 2 eat ● | ● exercise |
| 3 play ● | ● water |
| 4 drink ● | ● fruit |
| 5 go ● | ● to bed early |
| 6 wash ● | ● outside |



Lesson 2 Grammar Let's talk about how often we do things.

2 Look and write sentences.

eat vegetables do exercise eat ice cream play outside ~~go to bed early~~

Monday



Tuesday



Wednesday



Thursday



Friday



1 Mia goes to bed early five times a week.

2 She _____.

3 She _____.

4 She _____.

5 She _____.

5 Unit record






Name: _____

Lesson 3 Words and Grammar Let's talk about how we relax.

3 Look and write sentences.

✓✓✓ always ✓✓ often ✓ sometimes ✗ never

do karate ~~go fishing~~ play volleyball do art go swimming

- 1 ☒  She sometimes goes fishing _____.
- 2 ☒  He _____.
- 3 ☒  They _____.
- 4 ☒  She _____.
- 5 ☒  I _____.

Lesson 4 Story Let's read about feeling too busy.

4 Write T (true) or F (false).

- 1 Ben does his homework every day. T
- 2 He plays football once a week. _____
- 3 He always goes swimming at the weekend. _____
- 4 He goes fishing with his mum. _____
- 5 At the end of the story, Ben and his dad relax. _____



Lesson 5 Skills and Culture Let's learn about exercise in Brazil and China.

5 Read and tick ✓.



capoeira



t'ai chi

1 This sport is very popular in China.		✓
2 People do this sport on the beach in Brazil.		
3 Older people do this sport in the park.		
4 The players always do slow and careful moves.		
5 The players sometimes do big jumps and high kicks.		

Name: _____

Project Make a *Healthy living* board game.**1** Read and tick ✓.☐

I can work in a group.

☐

I can make a list of things we can do to stay healthy.

☐

I can draw and write to make a board game.

☐

I can take turns.

☐

I can ask and answer questions.

**2** Read and circle.

My project work is:

**3** Read what your teacher says about your work.**Two stars and a wish**

My teacher says:



Lesson 1 Words


Let's talk about food and ingredients.

1 Circle.

1

flour / sugar

2



chillies / mushrooms

3



onions / tomatoes

4




butter / milk

5



sugar / mushrooms

6



tomatoes / chillies

Lesson 2 Grammar

Let's talk about the ingredients we've got.

2 Look and match.



1 There isn't any

2 There are some

3 There's a

4 There's some

5 There aren't any

a cheese.

b eggs.

c milk.

d chillies.

e tomato.


Lesson 3 Words and Grammar Let's talk about cooking.**3** Look and write.measure add serve mix pour ~~chop~~

_____ chop _____











Lesson 4 Story Let's read about making a mistake.**4** Correct the sentences. Change one word.1 Amina is helping ~~Grandad~~.Grandma

2 Amina is running carefully. The eggs break.

3 Amina is angry, but Grandma isn't angry.

4 Amina chops the butter carefully.

5 The family are eating a giant cake.

**Lesson 5 Skills and Culture** Let's learn about traditional food from Spain and Morocco.**5** Read and write *P* (garlic prawns) or *T* (tagine).

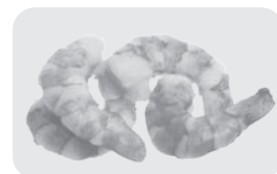
1 You need some chicken, onions, lemons, olives and spices.

T

2 This is one of my favourite tapas dishes.

3 One of the ingredients comes from the sea.

4 The cooking pot has the same name as the dish.



6 Project record

Name: _____

Project Make a recipe book.

1 Read and tick ✓.


☐

I can work in a group.


☐

I can talk about a dish I like.


☐

I can make a recipe book with pictures.


☐

I can write a recipe.


☐

I can describe my project to the class.










2 Read and circle.

My project work is:




3 Read what your teacher says about your work.

<div>   <h2>Two stars and a wish</h2>   </div>	
My teacher says:	
	
	
	

Lesson 1 Words Let's talk about helping at home.

1 Read and number.



- | | |
|--------------------|--------------------|
| 1 water the plants | 4 Hoover the floor |
| 2 wash the dishes | 5 wash the car |
| 3 clear the table | 6 clean my room |

Lesson 2 Grammar Let's talk about how we helped at home last week.

2 What did they do yesterday? Look and complete.

~~load~~ wash hoover load water cook

- | | |
|---------------------------------------|-----------------------------|
| 1 Peter <u>loaded</u> the dishwasher. | 4 She _____ the dishwasher. |
| 2 He _____ the dishes. | 5 They _____ the plants. |
| 3 Lucy _____ the floor. | 6 They _____ the dinner. |

Peter 	✓	✗	✗	✓	✗
Lucy 	✗	✓	✓	✓	✗

7

Unit record

Name: _____

Lesson 3 Words and Grammar

Let's get ready for a party.

3 Order the words. Then look and number.



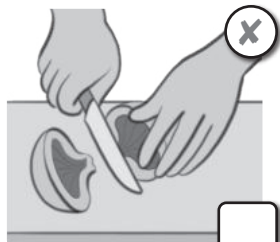
1 tidy She had to up.

She had to tidy up.

2 didn't to He dress up. have

3 table. had set the They to

4 to I have prepare food. didn't



Lesson 4 Story

Let's read about helping out.

4 Read and match.

- 1 The animals wanted _____
- 2 Donkey had to decorate and prepare _____
- 3 The animals didn't _____
- 4 The animals were _____
- 5 The animals helped to tidy _____

- a food.
- b help Donkey.
- c up after the party.
- d to have a party.
- e very sorry.

Lesson 5 Skills and Culture

Let's learn about family festivals in the USA and Japan.

5 Read and complete.

Japan ~~USA~~ invite children visit present decorated food

1

Thanksgiving is a festival in the USA. First, we _____ guests. We prepare _____ and then we eat a huge meal. After the meal, the _____ clear the table.



Henry

2

Grandparents' day is a festival in _____. After school, I _____ my grandparents. I make a _____ and I buy flowers. We prepare food. Last year, we _____ their garden.



Yukiko

Name: _____

Project Make a family festivals poster.**1** Read and tick ✓.☐

I can work in a group.

☐

I can think of ideas and make a list.

☐

I can draw and write about a festival in my country.

☐

I can make a poster.

☐

I can describe my project to the class.

**2** Read and circle.

My project work is:


**3** Read what your teacher says about your work.**Two stars and a wish**

My teacher says:

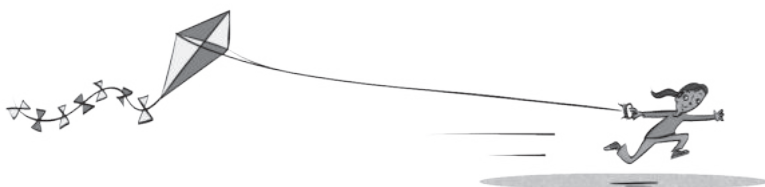


Lesson 1 Words Let's talk about how old things are.**1** Read and number.

- | | | | |
|---------|---------|----------|--------|
| 1 bowl | 3 cup | 5 helmet | 7 lamp |
| 2 phone | 4 coins | 6 fan | 8 comb |

**Lesson 2 Grammar** Let's talk about life in the past.**2** Write sentences about things you did or didn't do yesterday.

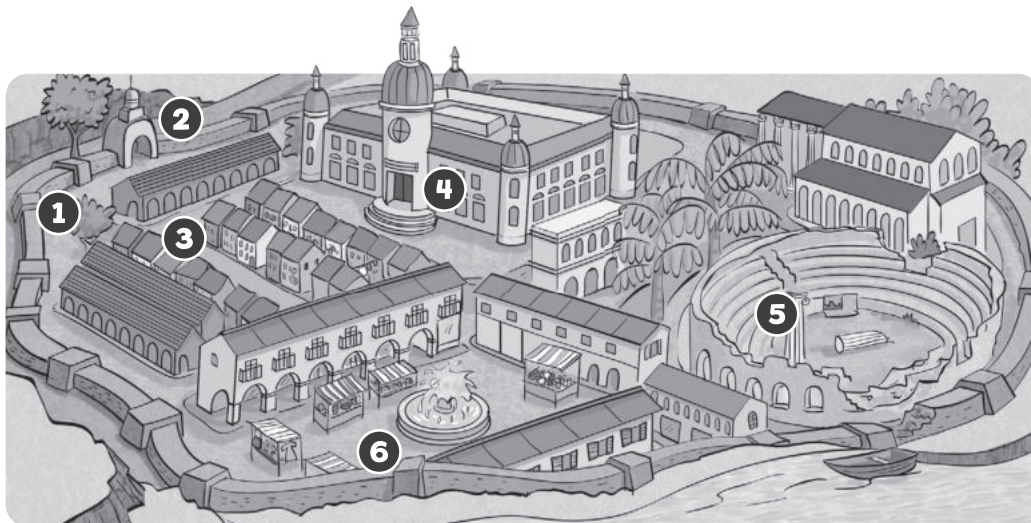
- 1 I ate / didn't eat fruit. (eat fruit)
- 2 _____ (go to school)
- 3 _____ (make cupcakes)
- 4 _____ (fly a kite)
- 5 _____ (wear jeans)
- 6 _____ (have dinner at a restaurant)



Lesson 3 Words and Grammar

Let's learn about a Roman town.

3 Look and write.

town hall ~~walls~~ gate market square theatre street1 walls

2 _____

3 _____

4 _____

5 _____

6 _____

Lesson 4 Story

Let's read about an argument.

4 Read and circle.



- 1 Two brothers / sisters lived next to each other.
- 2 Johan wore a helmet / coat. Per was happy / angry.
- 3 Per built a house / wall.
- 4 There was a gate / bridge in the wall.
- 5 At the end, the brothers were / weren't friends again.

Lesson 5 Skills and Culture

Let's learn about history in Norway and Egypt.

5 Read and write T (true) or F (false).



The Vikings



Ancient Egypt

- 1 The Vikings played chess. T
- 2 They used stone for their boats. _____
- 3 Some Vikings wore helmets. _____
- 4 The Pyramids are 450 years old. _____
- 5 Ancient Egyptians built many towns near the river. _____
- 6 Their houses were big. _____

8


Project record

Name: _____

Project Make a display for a museum.

1 Read and tick ✓.

- ☐ I can ask and answer questions.
- ☐ I can find facts.
- ☐ I can write a description.
- ☐ I can make a display.
- ☐ I can describe my project to the class.



2 Read and circle.

My project work is:




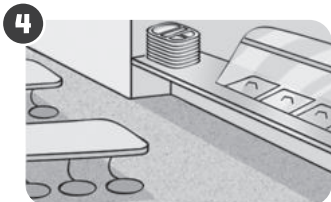
3 Read what your teacher says about your work.

Two stars and a wish

My teacher says:	
★	
★	
★	

Lesson 1 Words Let's talk about places in school.**1** Find, circle and write.music room gym canteen corridor art room fieldart room









Lesson 2 Grammar Let's talk about helping people.**2** Look, read and circle.


1 We're going shopping. Do you want to come with us / them?



3 It's my mum's birthday. I want to give her / him a present.



2 This is my doctor. I like him / them.



4 These are my cousins. I like going swimming with him / them.

9

Unit record

Name: _____

Lesson 3 Words and Grammar

Let's talk about school rules.

3 Read and circle.

- 1 You must / mustn't shout.
- 2 You must / mustn't be on time.
- 3 You must / mustn't run inside.
- 4 You must / mustn't listen in class.
- 5 You must / mustn't be kind.




Lesson 4 Story

Let's read about making new friends.

4 Look and complete.

help must started ~~canteen~~ team

- 1 I can't find the canteen.
- 2 You _____ be kind to someone.
- 3 I can _____!
- 4 Do you want to be in our _____?
- 5 I _____ a friendship chain!



Lesson 5 Skills and Culture

Let's learn about how students go to school in Canada and Switzerland.

5 Read and tick ✓.

	Lewis, Canada	Mia, Switzerland
1 Sometimes, my dad drives me to school by car.	✓	
2 At our school, we must walk to school alone or with our friends.		
3 A police officer comes to school to teach us about being safe.		
4 My journey to school is fun. We talk and we sing songs.		
5 We have a school bus. It's yellow.		

Name: _____

Project Design an amazing school.

1 Read and tick ✓.


☐

I can work in a group.


☐

I can use my imagination.


☐

I can think of ideas.


☐

I can write a description and rules.


☐

I can describe my project to the class.



2 Read and circle.

My project work is:



3 Read what your teacher says about your work.

<div>★</div> <div>★</div> <div>★</div> <h2>Two stars and a wish</h2> <div>★</div> <div>★</div> <div>★</div>	
My teacher says:	
★	
★	
★	


10 Unit record

Name: _____

Lesson 1 Words Let's talk about holidays.

1 Match. Then look and number.

- | | |
|-----------|---------------|
| 1 see ● | ● the beach |
| 2 go to ● | ● snorkelling |
| 3 take ● | ● a castle |
| 4 visit ● | ● a barbecue |
| 5 have ● | ● a boat trip |
| 6 go ● | ● a show |


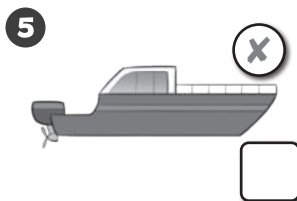
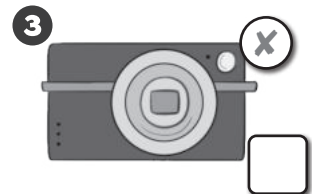


Lesson 2 Grammar Let's talk about holiday plans.

2 Look and write sentences for Ethan.

go hiking have a barbecue ~~go snorkelling~~ go sightseeing
go to the beach take a boat trip

What are you going to do on holiday?



1 I'm going to go snorkelling.

4 _____

2 I'm not going to _____.

5 _____

3 _____

6 _____

10 Unit record

Name: _____

Lesson 3 Words and Grammar Let's talk about packing for a holiday.

3 Order the words in the questions. Then look and write the answers.

1 take a camera? Is she going to






Is she going to take a camera?

Yes, she is.

2 take going to a swimsuit? she Is

3 Is going to take sun cream? she

4 going to take a backpack? she Is

	
	✓
	✗
	✗
	✓

Lesson 4 Story Let's read a story about trying new things.

4 Correct the sentences. Change one word.

1 Terry's cousin lived in the ~~city~~.

countryside

2 The country mouse lived in a house.

3 The country mouse is going to take a bus trip.

4 Terry usually eats vegetables.

5 At the end, Terry tries something old.



Lesson 5 Skills and Culture Let's learn about holiday places in the UK and Ukraine.

5 Read and write T (true) or F (false).



Maisie, UK

1 A cottage is a big house in the city.

F

2 A canal boat is a long, narrow boat.

3 There are lots of caravans by the coast in the UK.

4 A dacha is a small cottage in the countryside.

5 Andrii is going to watch TV and play video games at the dacha.

6 His mum and sister are going to grow vegetables this summer.



Andrii, Ukraine

10 Project record

Name: _____

Project Make a plan for a class trip.

1 Read and tick ✓.


☐

I can work in a group.


☐

I can think of ideas.


☐

I can make a plan for a trip.


☐

I can write an introduction.


☐

I can describe my project to the class.



2 Read and circle.

My project work is:



3 Read what your teacher says about your work.

Two stars and a wish

My teacher says:

