



طلابي المميزين ... من الصف الرابع

لننتقل الآن لحل تمارين كتاب الأنشطة Activity Book

هل أنتم مستعدون؟



## 2

### Picnic time!

1 Look at Pupil's Book page 18 and complete the sentences.

- 1 There are lots of children playing football.
- 2 The Jordanian flag is red, white, green and black.
- 3 The baby wants to have a cupcake. The boy is hungry because he wants to have some cheese.

2 Find and number.

cupcakes	6	tea	8
salad	2	lemonade	1
sandwiches	7	noodles	9
coffee	5	milkshake	10
fruit	3	olives	11
cereal	4	vegetables	12



المطلوب أن يجد الطالب رقم الصور التي تدل عليها الكلمات



مع بطاقة نداء حميد، الإنجليزي  
صار أسهل مما تتخيل!





3 Look at Activity 2 and complete the table. المطلوب أن يصنف الطالب الكلمات في تمرين 2 كما في الجدول

sweet	savoury	other
cupcakes	salad	coffee
fruit	sandwiches	tea
lemonade	noodles	
milkshake	olives	
cupcake	vegetables	
cereal		

**I'm learning**

Draw pictures of new words to help you remember them.  
Make your own flashcards.



4 Can you think of another category to classify food? Write some examples.

المطلوب أن يقترح الطالب فئة تصنيف مختلفة

Singular and plural / countable and uncountable

1 After you read Look, read and order.

**The Secret Shed**

1 Noodles and lemonade! Yum!

2 Lemonade comes from lemons!

3 Bo learns a lot of new things every day.

4 Let's form the Discovery Team!

5 I know! We can have our Discovery Team meetings here!





**2** Write all the food and drink words you see in Activity 1.

noodles lemonade olives sandwiches salad

المطلوب يكتب الطالب الشراب او

الطعام الموجود في تمرين 1

**3** Complete the sentences.

- The children have a picnic in the garden.
- Bo wants to put lemonade on noodles.
- The children form a team.
- The children have their team's meetings in an old shed.
- The children find the club symbol on the table.

**4** Values Read and circle.













The story is about learning together / doing exercise / working hard.

- Man: There is a lot of tea.
- Man: There are a few apples.
- Man: There aren't any bananas.
- Man: There is a little lemonade.
- Man: There is some bread.
- Man: There are a lot of tomatoes.



**1** Listen and tick (✓).

المطلوب أن يضع الطالب اشارة ✓ تحت الصورة المناسبة بناء على نص الاستماع

1	a  b 	2	a  b 	3	a  b 
	<input checked="" type="checkbox"/> <input type="checkbox"/>		<input checked="" type="checkbox"/> <input type="checkbox"/>		<input checked="" type="checkbox"/> <input type="checkbox"/>
4	a  b 	5	a  b 	6	a  b 
	<input checked="" type="checkbox"/> <input type="checkbox"/>		<input type="checkbox"/> <input checked="" type="checkbox"/>		<input checked="" type="checkbox"/> <input type="checkbox"/>







**2 Look at the pictures in Activity 1. Then complete the sentences.**

~~a lot of~~ are little is a few any

- 1 There's a lot of tea.
- 2 There are a few apples.
- 3 There aren't any bananas.
- 4 There's a little lemonade.
- 5 There is some bread.
- 6 There are a lot of tomatoes.



هذه القاعدة تم شرحها بالتفصيل في  
بطاقة المعلمة نداء حميد... لا تفوت  
الشرح


**3 What's on your plate?  
Draw and write.**

On my plate, there's some bread.

There's also an apple.

I have some cheese and

a glass of milk.



المطلوب أن يكتب و يقارن الطالب بين مكونات صحنه وصحن زميله

**4 Compare with your partner. Are your plates the same or different?**




On my plate, there's  
a tomato.

On my plate, there  
aren't any tomatoes.

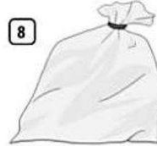
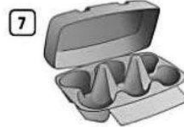




On my plate, there's the same.

On my plate, there  
aren't any tomatoes.



1 Look at the pictures. Find the containers and complete the phrases.



- 1 a can of lemonade  
2 a bottle of water  
3 a bowl of salad  
4 a cup of tea  
5 a glass of orange juice  
6 a plate of cupcakes  
7 a box of eggs  
8 a bag of carrots

المطلوب أن يكون الطالب الجملة من الحروف المتبقية في لعبة تقاطع الكلمات

What's the message? I drink ... five glass of water every day. and you?

Girl 1: It's tea time! I'm hungry. Let's make a fruit salad

Girl 2: OK! But ... is there **any** fruit?

Girl 1: I think there is. Let's check in the kitchen.

Girl 2: **Are** there **any** apples?

Girl 1: Mmm, no ... there **aren't any** apples.

Girl 2: And what about oranges? **Are** there **any** oranges?

Girl 1: No, I'm afraid not, but there's a bottle of orange juice.

Girl 2: OK ... and ... **are** there **any** bananas?

Girl 1: Yes, there's a bag of bananas!

Girl 2: And ... **is** there **any** ice cream?





Girl 1: Yes! There's **a lot of** ice cream.

Girl 2: Great! There **are** some bananas and there's **a lot of** ice cream. Let's make a banana split, then!

Girl 1: OK ... and we can drink some orange juice, too.

Girl 2: Yummy, yummy

المطلوب أن يكون الطالب سؤال وجواب حسب نص الاستماع

**2** Write questions with **any**. Then listen and circle.

1 fruit	Is there any fruit?	Yes / (No)
2 apples	Are there any apples?	Yes / <u>No</u>
3 oranges	Are there any oranges?	Yes / <u>No</u>
4 orange juice	Is there any orange juice?	<u>Yes</u> / No
5 bananas	Are there any bananas?	<u>Yes</u> / No
6 ice cream	Is there any ice cream?	<u>Yes</u> / No

**3** Look at Activity 2. In pairs, ask and answer.



Is there any fruit?

Yes, there is.



1. Are there any apples? No, there aren't
2. Are there any oranges? No, there aren't
3. Is there any orange juice? Yes, there is
4. Are there any bananas? Yes, there are
5. Is there any ice cream? Yes, there is



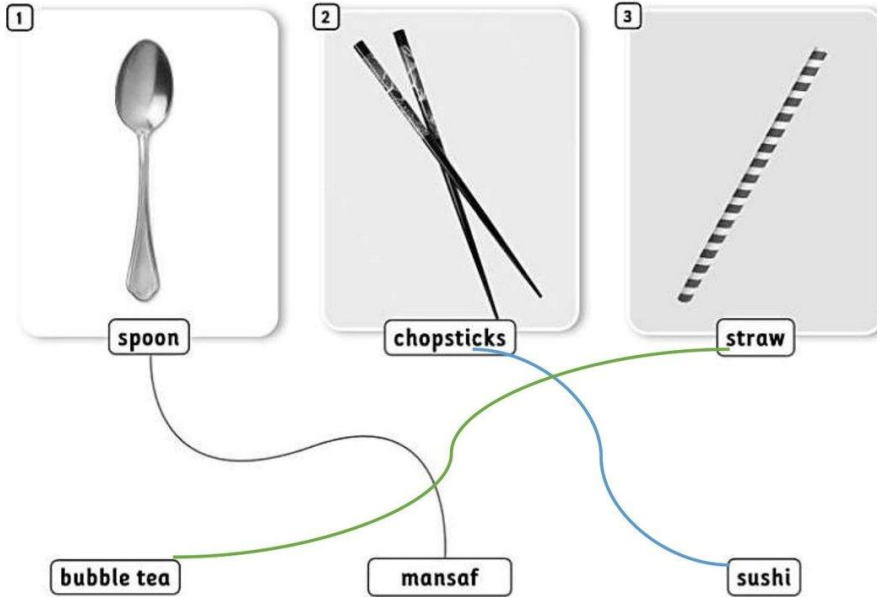
مع بطاقة المعلمة نداء حميد، الإنجليزي صار أسهل  
مما تتخيل!







1 Look and match. Then say.



2 After you read Read and write True or False.

- 1 You eat mansaf with chopsticks.
- 2 Bubble tea is popular in Asia.
- 3 You make sushi with noodles.
- 4 You make mansaf with cake.

False

True

False

False

3 Correct the false sentences in Activity 2.

1. You eat **sushi** with chopsticks
1. You eat mansaf with **a spoon**
3. You make sushi with **rice**
4. You make **mansaf** with meat





**1 Read and choose the best answer.**

المطلوب أن يرجع الطالب للمحادثة ويجيب على سؤال 2+1

- 1 That's one dinar, please.  
a Hello, can I help you?  
**b** Here you are.  
c Anything else?
- 2 Can I have four cupcakes, please?  
a No, thanks.  
**b** Here you are.  
c No, that's it.
- 3 Anything else?  
a Thanks, bye.  
b That's four dinars, please.  
**c** No, that's it, thanks.
- 4 Can I help you?  
**a** Hello. Can I have some apples, please?  
b Anything else?  
c Here you are.

**2 Order the sentences to make a dialogue.**

- 4** No, that's it.
- 1** Good morning! Can I help you?
- 5** Right. That's two dinars, please.
- 6** Here you are.
- 2** Hi! Can I have three bags of grapes, please?
- 7** Thanks! Bye.
- 3** One, two, three. Anything else?



**Pronunciation**

**3** **Colour the words with the /i/ sound. Then listen and check.**

happy

eat

see

key

sunny

cherry

family

each

grape

help







**1 After you read Read and circle.**

- 1 Dalia Alhattab is the winner of the TV show Little Chef / (Kids Cook)!
- 2 Dalia lives in Amman / London.
- 3 Dalia has got one / two brothers.
- 4 Moutabel is Dalia's / Hala's favourite recipe.
- 5 Moutabel is aubergine / cheese with yoghurt / milk.



**2 Circle the words and complete the recipe.**

lemon bread yoghurt tahini garlic aubergine salt oil

**Moutabel** Time: 10 minutes For: 4 people

Ingredients:

- 1
- 2
- 3
- 4
- 5
- 6
- 7

**3 Read and correct the mistakes.**

mix aubergine warm bowl bread



**Moutabel**

- 1 You roast the cheese.
- 2 You put the yoghurt, garlic, tahini, salt, olive oil and lemon juice into a box.
- 3 You toast the ingredients together.
- 4 You get some cold bread.
- 5 You eat the moutabel with the fish.

aubergine

bowl

mix

hot

bread





**tip: Writing**


When you explain how to do something, use these words: *first, then, after that and last.*

**Writing**

**1** **Order the steps of the recipe. Then complete.**

After First Last Then

**Mansaf**



- 3** After that, you make the rice and mix in the meat and sauce.
- 1** First, you put the meat in hot water and cook it slowly for a few hours.
- 4** Last, you put the almonds on top.
- 2** Then, mix the yoghurt with herbs and spices to make the sauce.

**2** **Plan and write a recipe.**

**1 Plan**

**Read and answer. Make notes.**

- What's the name of your food? Araes
- What ingredients do you need? Bread, meat, onion, tomato, Salt and oil
- How long does it take to make? 30 minutes
- How many people is it for? 5 people
- How do you make it? \_\_\_\_\_

**2 Write**

**Use your notes and write.**

**My favourite recipe!**

Araes  
Time: 30 m. For: 5 people

**INGREDIENTS:** Bread, meat, onion, tomato, salt and oil

**INSTRUCTIONS:**

- First, you \_\_\_\_\_
- Then, you \_\_\_\_\_
- After that, you \_\_\_\_\_
- Last, you \_\_\_\_\_

- First, you mix the meat with onion, tomato, and salt.
- Then, you open the bread and fill it with the meat mixture.
- After that, you brush the bread with olive oil and grill it on both sides.
- Last, you serve it hot with yogurt

**3 Check your work**

**Read your text again and tick (✓).**

List of ingredients? ☐ Correct spelling? ☐ Clear handwriting? ☐

