

2

Then and now


Technology: computer, email, smartwatch, keyboard, letter, carry, mouse, telephone, call, tablet, mobile phone, study
Verbs: post a letter, hold a pen, send an email, win a race, make a face, make a sandwich, tell a story, tie a shoelace
Pronunciation: inform, information, describe, description

1 How many things can you find that use electricity?

Then and now



My mum and dad when they were teenagers



My mum and dad when I was little



My mum and dad now.

The name of computer is back wards



What's wrong in the picture?

What are Hamed's mum and dad doing in the photos?

Which are the oldest photos?

the first 2 pictures in the upper left corner.

2 Listen, point and repeat.



1 computer
كمبيوتر حاسوب




2 keyboard
لوحة مفاتيح




3 mouse
فأرة



4 tablet
لوحة ذكية




5 email
إيميل



6 letter
رسالة ورقية



7 telephone
تلفون



8 mobile phone
هاتف محمول



9 smartwatch
ساعة ذكية



10 carry
يحمل



11 call
يدعو



12 study
يُدرّس

3 Look for the words from Activity 2 in the picture on page 20.
Write the missing word. Smartwatch

4 What is it? Listen and point to the picture in Activity 2.



5 Describe a word to your partner.



I've got this thing at home.
I do homework on it.
My mum works on it.

Yes!

A computer?



- 1 Before you read How many different types of telephone can you find in the story? telephone, speaking tube, string phone
- 2 Listen and read.

The 'secret phone'

1 Here's my project! It's about how things were different ten years ago and more.

Look at these photos! Your mum and dad look so young! Were they in Jerash in those photos?

Then and now

My mum and dad when they were Teenagers

Yes, they were.

Was everything very different ten years ago?

Not really, no. Most things were the same. Mum and Dad didn't have a tablet, but they had a computer. You could send emails, but people still wrote letters.

What's that?

That's a telephone. Everyone had one. But you couldn't walk around with them. Now everyone has mobile phones.

Wow, that computer was really big!

4 Hey, look at this! Here's a picture of a speaking tube! One hundred years ago, people in big houses used them like a phone.

5 Hey, let's make something like this!

Good idea!

Why don't we make a secret Discovery Team code? Then it can be our secret phone, and we can call each other!



3 What does Millie say? Go to page 66 to find out. CLIL

4 After you read Match the sentence halves.

- | | | |
|---------------------------------------|---|--|
| 1 Hamed's project is about | b | a used speaking tubes to talk to each other. |
| 2 Ten years ago, people sent | e | b how things were different ten years ago. |
| 3 100 years ago, people in big houses | a | c for a secret Discovery Team code. |
| 4 Millie has an idea | c | d to go between their two houses. |
| 5 The children make a speaking tube | d | e emails and letters. |

5 Act out the story.

6 Make sentences in Discovery Team code about what you did last weekend.


I played football!

I lay laid pay ootballfay!

Grammar

1 Look back! Tick (✓) the sentence in this picture.

- 1 Now everyone has mobile phones. ☐
- 2 Mum and Dad didn't have a tablet, but they had a computer. ☒
- 3 100 years ago, people in big houses used them like a phone. ☐



2 Listen and repeat.

Was everything very different ten years ago?

That computer **was** really big!

Did you **have** a phone ten years ago?

Yes, we **did**! We **had** a phone in the house, but we **didn't have** a mobile phone.

Last month / weekend ...
A long time ago / Two days ago / Ten years ago ...

Regular verbs: أفعال منتظمة

play → played, try → tried

Irregular verbs: أفعال غير منتظمة

have → had, find → found

► More verbs in Activity Book page 64.

3 Put the pictures in the correct order. Then listen and check.



4 Retell Ali's story. Write the past tense of the verbs in brackets.

Thirty years ago, when he (1) was (be) a child, Ali's dad

(2) went (go) on holiday to Aqaba with his family.

He (3) went (go) to the beach. He (4) played (play)

with his sister and they (5) ate (eat) ice creams. Then he

(6) went (go) swimming. He (7) didn't go (not/go)


swimming near the lifeguards. Suddenly he (8) started (start)

moving out to sea. He (9) was (be) a long way out when the


lifeguards (10) came (come) to get him on their surfboards.

5 Tell your partner about a story from your childhood. Include one piece of crazy information.


- What happened?
- Where were you?
- Who was with you?

- 1  Circle the things you can see in a natural history museum. Underline the things you can see in a science museum.

robots dinosaurs planes plants butterflies

- 2  Listen. Which museum does Abbas want to visit?

The Science Museum.

- 3  Listen, read and check.

Hello. I'd like some information about the Science Museum, please.

What can you see and do there?

It sounds great! What time does it open and close?

OK. Thank you very much!

Yes, of course. What do you want to know?

You can learn about space rockets, planes, computers and many other things!

It's open every day from 10 am until 6 pm.


You're welcome! Enjoy your visit!

Say it!

I'd like some information about ..., please.
What can you see and do there?
You can learn about ...
What time does it open and close?
It's open every day from 10 am until 6 pm.

In pairs, ask for and give information about a different museum.

Pronunciation

- 5  Listen and read. What do you notice about the coloured words?



I'd like to **inform** you that there's a lot of **information** in the museum.

I can **describe** the dinosaur. I'll write a good **description**.



Reading

1 Before you read Look at the title. What do you already know about cardboard?



2 Listen and read.



Mustafa's science blog

cardboard

How cardboard is like a bridge

1 Hello, everyone! Today, I visited a museum and found out a lot of amazing information about cardboard!

2 In 1879, a Scottish engineer called Robert Gair invented the cardboard box. In 1906, a cereal company started using very thin cardboard boxes for its cereal.

3 Today, we use cardboard boxes for many different things because cardboard is so strong.

4 Do you know why cardboard is so strong? Inside each piece of cardboard, there are a lot of triangles. Triangles are really strong: they can carry a lot.

5 I learned that there are triangle shapes everywhere: in bridges, in houses, on bikes and even on kites!

triangle



3 After you read Write the paragraph number for each heading.

- a Triangles everywhere
- b Introduction
- c Why cardboard is strong
- d History of cardboard
- e Cardboard today

5

1

4

2

3



Get ready for...

Lesson 14

2

A1 Movers Speaking Part 3

This picture is different because ...

1 Which picture is different? Why?

1 A



B



~~C~~ He hasn't got a beard



D



2 A



B



C



~~D~~



It isn't animal.

3 A



B



~~C~~



It isn't a telephone.

D



منقول من المعلمة الفاضلة
اسماء بسيوني
جميع منتديات صقر الجنوب التعليمية

A1 Movers Reading and Writing Part 3


2 Read the text. Choose a word from the box. Write the correct word.

tip Exam

Read the text and all the options first before choosing.



I love technology! I've got a (1) computer on my desk at home. I use it to do my homework and to send (2) emails. Sometimes I watch cartoons on it, but usually I watch cartoons on my mum's (3) tablet. My favourite thing is my (4) mobile phone because I can talk to my friends on it. But I don't (5) call my friends at night.



mobile phone



computer



tablet



call




emails

thirty-one

31

1 Look at the picture and answer the questions in your notebook.



letter - tie a shoelace, tablet, computer - keyboard
mouse - carry

1 Find eight words from this unit.

2 Who is holding something?
What is it? *darked hair boy / pen*

3 Who is carrying something?
What is it? *blond man / shopping*

4 Who is thinking about posting
a letter? *The dark haired man*

The women who's in the living room.

5 Who is sending an email? *The girl who's in the bedroom, tie a shoelace*

6 Who is learning something new? *The girl in bedroom*

7 Who is making a face? *The man with a moustache who's in the Kitchen*

8 Who is making a sandwich?

2 What couldn't you do when you were five that you can do now?

Challenge

Challenge your classmates and play the game!

Work in two teams. Look back through the unit to find the answers to these questions.

- 1 Find a beard. (1 point) *Dad then and now - lesson 1*
- 2 What can you see at the Jordan Museum? (1 point) *ancient objects, statues*
- 3 Who invented the cardboard box? (1 point) *Robert Gair - lesson 11*

Now think of three more questions to ask the other team.



Language booster 1

- 1 How many hobbies can you say?
- 2 Read and say. Then listen and order.



3
make
a pizza



6
bake
a cake



4
do an
experiment



1
build
a robot




5
make
a rocket



2
visit a
museum

- 3 Listen and tick (✓) or cross (X). What do the children decide to do?



منقول من المعلمة الفاضلة
أسماء بسيوني
جميع منديات مقر الجنوب التعليمية



- 4 Read and circle. Then listen and practise with a partner.



What shall/ can we do today?

How about visiting a museum / library?

No, I don't visit like museums.

What about baking / eating a cake?

That's a bad / great idea! I love baking.

All right. Don't / Let's bake a cake then!

5 Read and circle.

متفكر من المعلمة الفاضلة
أسماء بسيوني
جميع منديات مقر الجنوب التعليمية

1 How about ...

- a play board games?
b playing board games?

2 What about ...

- a watching a film?
b watch a film?

3 Shall we ...

- a visiting my granny?
b visit my granny?

4 Let's ...

- a juggle!
b juggling!



6 Write the words to complete the dialogue.

Let's building making that's How

What shall we do today?

What about ¹ making a pizza?

No, I'm not hungry.

² How about ³ building a robot?Yes, ⁴ thats a great idea.
I love robots.All right. ⁵ Lets build a robot.

7 Think. Make suggestions with a partner.

What about ...?

How about ...?

No, I don't like ...

No, I'm not good at ...

Yes, I love ...

Yes, great idea!



What about building
a robot?
How about doing
an experiment?

Show what you know

Well done!

Can you say different hobbies?

Can you understand a dialogue about activities?

Can you suggest activities to a friend?



thirty-three

33