

8

Let's get creative!

Vocabulary

- 1 Look at Pupil's Book page 42. Use the words in the box to write sentences about the picture.

chocolate glass of milk tablet oranges

- 1 Katy is using a tablet.
2 There is a glass of milk next to a tablet plate


- 3 Bo is juggling some oranges
4 Hamed has got some chocolate

2 Look and match.

cooker
oven
toaster
fridge
freezer
kettle

6 microwave
7 dishwasher
9 washing machine
2 coffee machine
3 vacuum cleaner
8 sewing machine

4
10
11
5
12
1



I'm learning

Use photos from brochures to learn new vocabulary. Cut and paste pictures of objects and create your own collage. Label each picture. Make a collage of a kitchen, a house or a room.

3 Circle the odd one out. Write why.

- 1 cooker sewing machine oven

You can't use a sewing machine to cook.

- 2 vacuum cleaner kettle coffee machine

You can't use vacuum cleaner to make drink

- 3 washing machine dishwasher toaster

You can use a toaster to wash things

1 Listen, match and tick (✓)

2 Look at Activity 1. Write questions and answers.

use a sewing machine see a whale write a poem
~~use a vacuum cleaner~~ bake a cake

- 1 Has Lama ever used a vacuum cleaner ? No, she hasn't
- 2 Has Amer ever used a sewing machine ? Yes, he has
- 3 Has Sana ever seen a whale ? No, she hasn't
- 4 Has Samia ever baked a cake ? No
- 5 Has Nasser ever written a poem yes

In pairs, ask and answer. Use the words in the box.

visit a space station send an email use a dishwasher
 see a musical go to Australia

Have you ever visited a space station?

No, I haven't!

y-four

Have you ever sent an email
 yes, I have

Vocabulary

Lesson 8

Look and complete.

plastic cotton gold metal paper leather rubber silver

1 shorts cotton

2 bag leather

3 key metal

4 lantern paper

5 chair plastic

6 boots rubber

7 bracelet silver

8 medal gold

Use the materials in Activity 1 to complete the table.

Materials that come from ...		
rocks	plants	animals
metal	cotton	Leather
silver	paper	
gold	rubber	

Look at Activity 1 and write questions and answers.

shorts lamp chair boots bag medal

1 What are the shorts made of? They're made of cotton.

2 What is the lamp made of? It's made of paper

3 What is the chair made of? It's made of plastic

4 What are the boots made of? It's made of leather

5 What is the bag made of? It's made of leather

6 What is the medal made of? It's made of gold

Look around the room. What are the things you can see made of?


My trousers are made of cotton. My shoes ... My pen ...

thirty-five 35

CULTURE
1 Look, read and write.



crafts



tent



pottery

- 1 An activity in which you make things using your hands.
- 2 A small carpet that covers part of a floor.
- 3 A shelter made for camping.
- 4 Pots or dishes that are made of a material called clay and then baked in a special oven.

صنع حرف يدوية crafts

سجاد rug

خيمة tent

فخار pottery

2 After you read Match the sentence halves.

- | | |
|-----------------------------|---------------------------|
| 1 Some rugs are made from | a same techniques from ye |
| 2 Today, older people teach | b to colour the rugs. |
| 3 Berries are used | c animal hair. |
| 4 Pottery is decorated | d with landscape images. |
| 5 People still use the | e younger people weavin |

Make a class 'Crafts exhibition'.

Bring something you have made with your hands at home.

Label the object with your name, the material (or materials) from and what it's used for.

Make a display of the objects. Invite students from other classes to the class crafts exhibition.

Replace the underlined words with the words

him us them her it

- 1 Can you help Rakan?
- 2 We have bought mum and dad a new vacuum cleaner.
- 3 Turn the oven off, please.
- 4 Why don't you bake a cake with Omar and me?
- 5 Ask Hala how to use the microwave, please.

him
them
it
us
her

Match the sentence halves to make a conversation.
Listen and check.

- | | | |
|--------------------------------------|---|---------------------|
| 1 Ramzi, can you ... | d | a doesn't work. |
| 2 Sure, what's ... | g | b Let's ask him. |
| 3 The new kettle ... | a | c Can you help me? |
| 4 Look, here's Dad. ... | b | d help me? |
| 5 Dad, this kettle doesn't work. ... | c | e turn it on. Look! |
| 6 Oh, I see. You need to ... | e | f Dad! |
| 7 Thanks, ... | f | g the problem? |



Pronunciation

Listen and read. Circle the stressed parts of the words. Then practise saying the words with a partner.


- | | | |
|-------------|-----------|------------|
| 1 repeat | 4 believe | 7 laughing |
| 2 invite | 5 explain | 8 speaking |
| 3 pronounce | 6 collect | 9 boiling |

Reading


1 After you read Match the pictures and write the words.



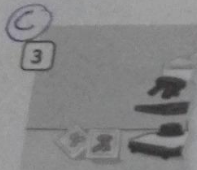
goats




farmer



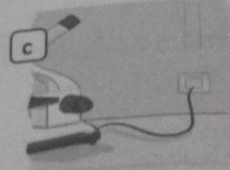
cats



microscope



engineer



scope



1 goats

2 farmer

3 microscope

4 engineer

2 Complete the sentences with 1, 2 or 3 words.

- 1 Percy Spencer cooked popcorn in the microwave for the first time.
- 2 People in the village in Ethiopia made a drink from the fruit.
- 3 George de Mestral used a microscope to look at some seeds.
- 4 George de Mestral discovered how the hooks from plants stuck to loops on his clothes.

Work in groups. Use the Internet to find out about ancient Arab inventions that are still used today. Draw or print pictures and write about the inventors. Make a class display and vote for the most amazing invention.

Exclamation mark
used to show a strong feeling.

Listen and write an exclamation mark (!) or a full stop (.).

Wow, Mum ! This new microwave is cool !

I like the colours .

I hope it's easier to use than the other one we had .

It took us ages to know how to heat a glass of milk !

Let me see .



Write a personal account about machines in your home.

Plan

Read and answer. Make notes.

What machines have you got at home? washing machine

Which are the most useful? Why? the fridge and washing machine

What's your favourite? Why? Fan, because it keeps me cool
whom it hot

2 Write

Use your notes and write.

machines in my house by Asma

At home, we've got washing machine, fridge
a microwave and a fan

The most useful things are the fridge and
the washing machine


My favourite thing is , because

helps me feel cool in summer

Check your work


In groups, share your work. Who likes/doesn't like the same machines?

Language booster 4




1 Read and match.

- 1 الصين China (a)
- 2 المكسيك Mexico (d)
- 3 البرتغال Portugal (e)
- 4 مصر Egypt (f)
- 5 كندا Canada (c)
- 6 اليابان Japan (b)



2 Look and write.

Argentina Brazil India Italy Jordan Morocco



Brazil



Jordan



Argentina



India



Morocco



Italy

3 Reorder and write.

- 1 Where are you from? I'm from oxiMec Mexico.
- 2 Where is Yuki from? She's from apJna Japan.
- 3 Where are they from? They're from Etpgy Egypt.
- 4 Where is Antonio from? He's from ugPalrot Portugal.
- 5 Where are you from? I'm from Janord Jordan.
- 6 Where is Charlie from? He's from naCada Canada.

Order the words to complete the dialogue. Use the correct punctuation.

1 have you where been
Dalia: Where have you been?

2 Portugal to I've been
Halima: I've been to Portugal

3 you go when did there
Dalia: When did you go there?

4 last year went there i
Halima: I went there last year



5 Complete the sentences with 's been, 've been or went.

1 I'm Laila. I've been to Brazil. I went there two weeks ago.

2 Hani is been to Egypt. He went there last week.

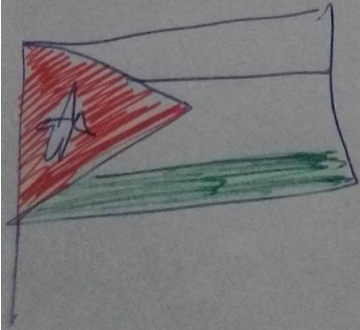
3 Huda's been to Italy. She went there in 2020.

4 We're Faten and Rana. We went to Japan. We went there six months ago.

5 Jamal is been to Argentina. He went there in 2023.

6 They've been to Portugal. They went there three days ago.

* Draw and colour a flag of a country you've been to. Then write where you've been and when you went there.




I've been to Jordan

I went there
in 2023

Youth Service Day

1 After you read Look and write.



- old charity centre young volunteer community
- 1 Youth Service Day is a special day for young people in my community.
- 2 There are a lot of old people in my community.
- 3 So I decided to volunteer and help them.
- 4 I visit a charity centre a place that helps people.

2 Complete the sentences.

- 1 Carlos started visiting the charity centre last year.
- 2 He goes there twice a week.
- 3 He talks to people, reads books to them, helps them write cards and letters to their family.
- 4 This year on Youth Service Day at school, he will tell students about youth service day.

3 What other activities can you do to help in a charity centre?

bring food, donate clothes, ...



4 In groups, imagine you're volunteering in a charity centre twice a week. Make a schedule.

Time	Day	Activity
3:00 pm	Monday	Read sister to children
4:00 pm	Thursday	Help clean the center

World Heritage Day

After you read
to the pictures.

- 1 Collecting rubbish that other people have left outside.
- 2 The important buildings and traditions that a country has.
- 3 When we say 'thank you' to someone.
- 4 A group of people living in the same place, village or town.



grateful

litter clean-up

community

heritage

Complete the sentences with the words in Activity 1.

- 1 Archaeological sites and monuments are part of our national heritage.
- 2 People from Sana's community did something on World Heritage Day.
- 3 They did a litter clean up at an archaeological site near their town.
- 4 Sana says World Heritage Day is a time to feel grateful for Jordan's monuments and sites.



In groups, think of activities you can do for World Heritage Day at home.

I can visit local museums with my family.

In groups, make posters for World Heritage Day. Include a poem. Display them in class.

Youth Service Day

1 After you read Look and write.



old charity centre young volunteer community

1 Youth Service Day is a special day for young people in my community.

2 There are a lot of old people in my community.

3 So I decided to volunteer and help them.

4 I visit a charity center a place that helps people.

2 Complete the sentences.

1 Carlos started visiting the charity centre last year.

2 He goes there twice a week.

3 He talks to people, reads books to the old people in my community.
helps them write cards and letters to their family.

4 This year on Youth Service Day at school, he will tell students about the importance of volunteering.

3 What other activities can you do to help in a charity centre?
bring food, donate clothes, ...



4 In groups, imagine you're volunteering in a charity centre twice a week. Make a schedule.

Time	Day	Activity
3:00 pm	Monday	Read sister to children
4:00 pm	Thursday	Help clean the center

World Heritage Day

After you read Read and match. Then match the sentences to the pictures.

- 1 Collecting rubbish that other people have left outside.
- 2 The important buildings and traditions that a country has.
- 3 When we say 'thank you' to someone.
- 4 A group of people living in the same place, village or town.



grateful

litter clean-up

community

heritage

Complete the sentences with the words in Activity 1.

- 1 Archaeological sites and monuments are part of our national heritage.
- 2 People from Sana's community did something on World Heritage Day.
- 3 They did a litter clean up at an archaeological site near their town.
- 4 Sana says World Heritage Day is a time to feel grateful for Jordan's monuments and sites.

In groups, think of activities you can do for World Heritage Day at home.

I can visit local museums with my family.

In groups, make posters for World Heritage Day. Include a poem. Display them in class.