

7

Look at the stars

1 How many furniture words do you know?



mirror

sofa

clock

wardrobe

armchair

bed

television

fridge

bookcase

cooker




Who's watching TV? **Atomic and Polly.**

How many action figures can you see? **two action figures**

Where is the phone? **It's on the table.**


2   Listen and stick. Then listen and say.

1



cooker

2



fridge

3



sofa

4



armchair

5



television

6



bed

7



wardrobe

8




mirror

9



clock

10



bookcase


3  Find the furniture in the picture on page 54.

4   Listen and chant.



There's a clock in my flat.
There are armchairs, too.
Please come to my home.
I can show them to you!

There's a bed in my room.
There are bookcases, too.
Please come to my home.
I can show them to you!



5  Make a verse of the chant about your home.

6  Talk about your home.

There's a clock and a
wardrobe in my bedroom.



There are armchairs and a
television in the living room.



2.5

There's a bookcase.

There are bookcases.

7

Look at the stars

1 Look at the Class Book page 54. Read and write.

1 Who is in the bedroom?

Jack's parents.

2 How many armchairs can you see?

Two.

3 Are the pyjamas dirty?

No, they aren't.

2 Look and write.

armchair bed bookcase clock cooker fridge
mirror sofa television wardrobe




1 mirror



2 bed



3 television




4 wardrobe




5 sofa



6 clock




7 armchair



8 fridge



9 cooker



10 bookcase

3 Look and tick (✓) or cross (X).



1 There's a sofa.

X

2 There are windows.

✓

3 There are armchairs.

✓

4 There's a fridge.

X

5 There's a television.

X

6 There's a clock.

X

4 Look, write and circle.

There's a There are

1 There's a bed beds.2 There are mirror mirrors.3 There's a wardrobe wardrobes.4 There are bookcase bookcases.5 There's a window windows.6 There's a clock clocks.


Story



1 Before you read Where are the pyjamas? on the bed

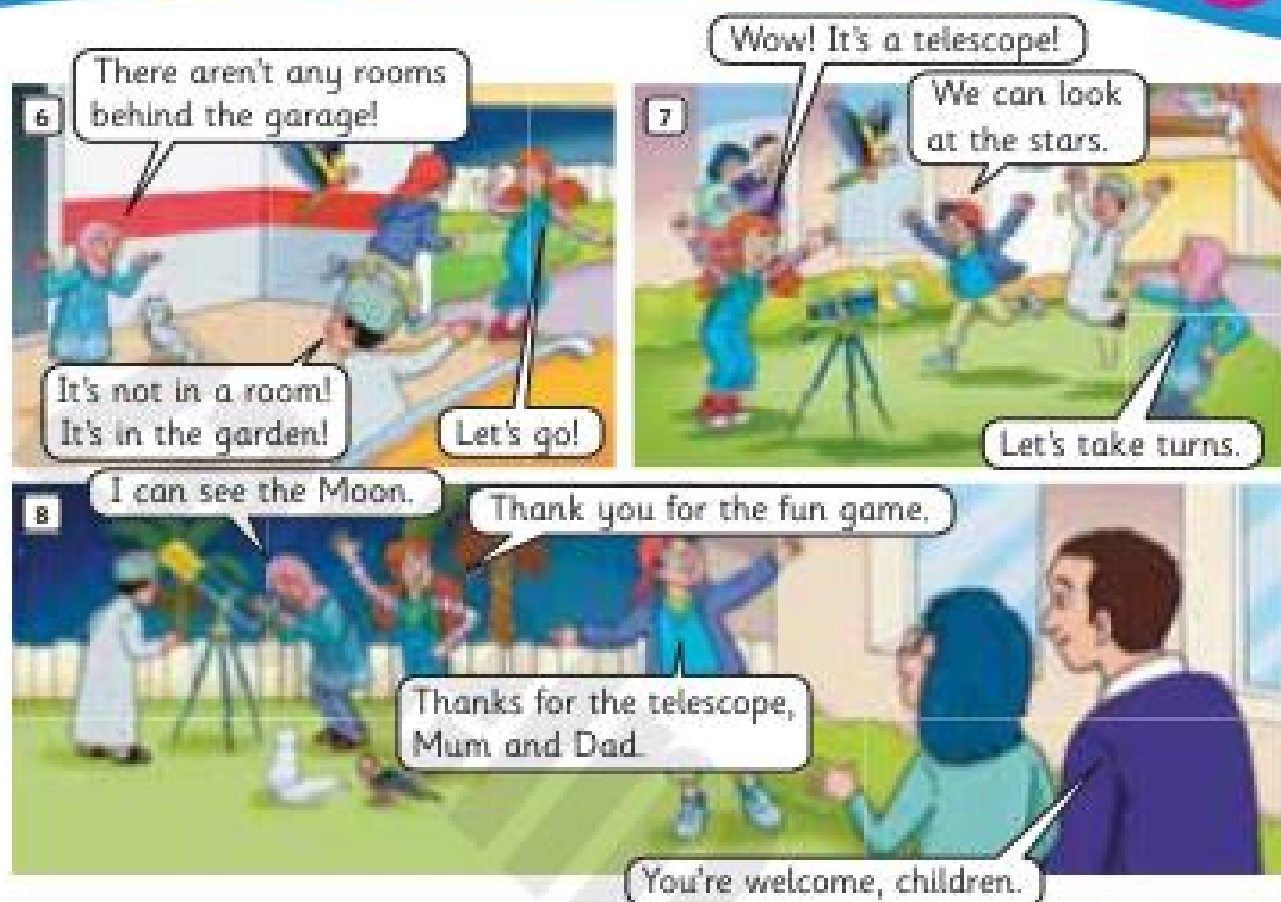
2 Watch or listen and read.

Fun at Jack's house



What's the cool surprise?

It's a telescope.



3 After you read Look at the story. Read and write Yes or No.



- 1 There's a clock in the living room.
- 2 There's a clue behind the clock.
- 3 There are teddies on the beds.
- 4 There are bikes in the garden.
- 5 There's a telescope in the garage.

Yes

Yes

Yes

No

No

4 Act out the story.

5 Hide something in the classroom.
Then write a clue for your friend.

Values
Work together

Story

Lesson 2, part 2

1 After you read Remember the story. Read and number.

- a Pyjamas and a teddy are on this. There's a clue under it!
- b There's a cool surprise behind the garage. Hurry and look!
- c What time is it? It's time to play! Look behind this for a clue.
- d There are cars and bikes in here. There's a clue next to the door!

2
4
1
3

2 Values Look and write Yes or No.



Yes



Yes



No

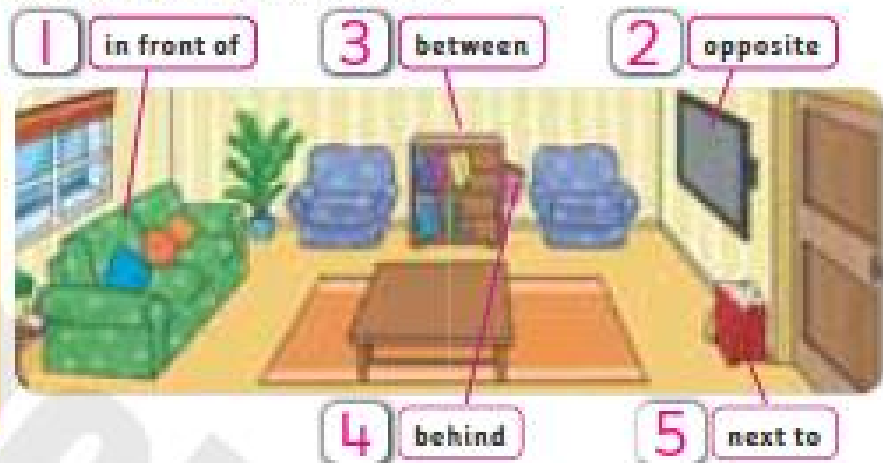
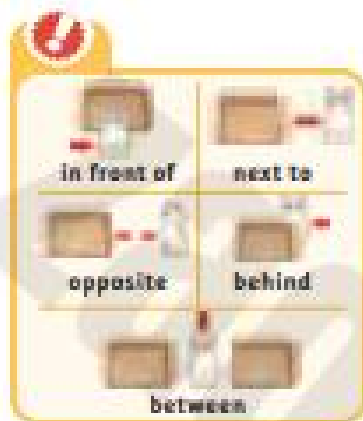
3 Look and colour.



Vocabulary and Grammar

Lesson 3, part 1

1 Listen and say. Then listen and number.



2 Listen and sing.

This is my bedroom. What can you see?
Sing the song along with me.
There isn't a bookcase next to my bed.
It's opposite the door, and it's red.
There aren't any chairs behind the door.
They're in front of the window, on the floor.
There isn't a clock between the desk and me.
It's next to the picture of the tree.
This is my bedroom. What can you see?
Sing the song along with me.



3 Play a true and false game.



There isn't a chair next to the bed.

True.

There aren't any books behind the desk.

False.



There isn't a chair.

There aren't any beds.

1 Look and write.

opposite next to between ~~in front of~~ behind

Across Down


1 behind
2 in front of
3 next to
4 opposite
5 behind
6 between
7 next to

2 Write.

The bed is behind the door.

3 Look and write.

There isn't a There aren't any



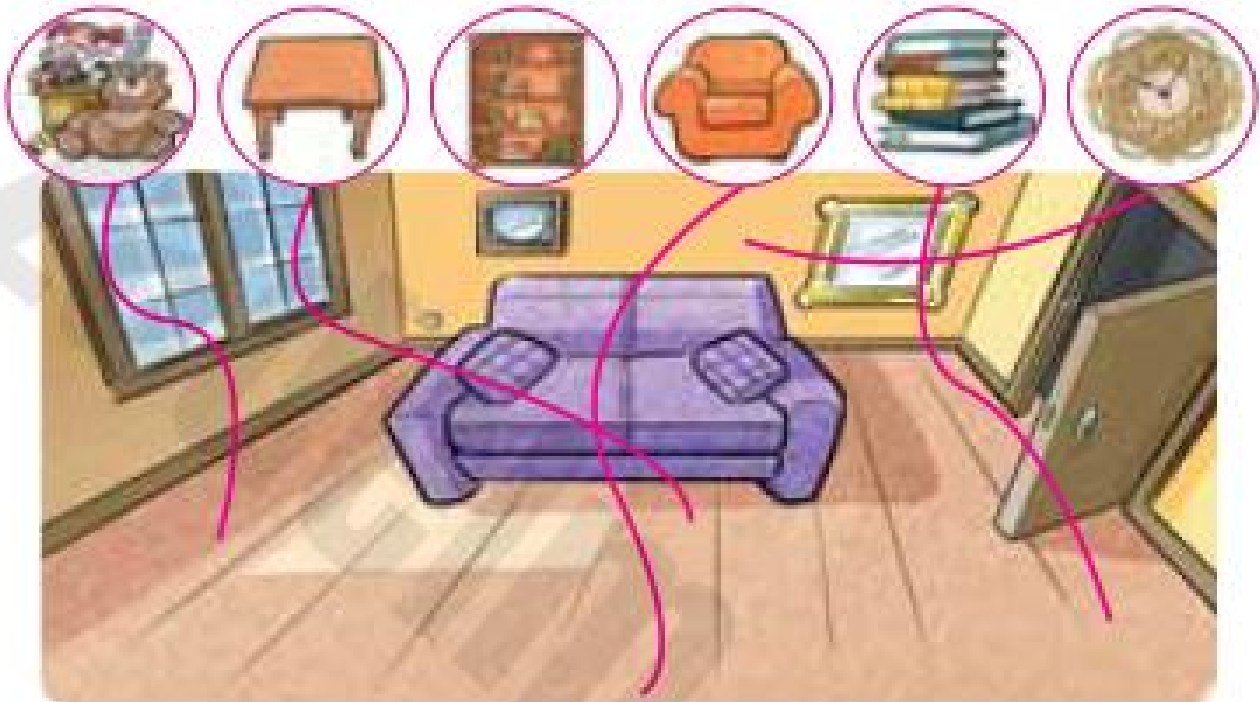
1 There isn't a television between the armchairs.

2 There isn't a clock in front of the window.


3 There aren't any mirrors opposite the door.

4 There aren't any armchairs next to the door.

1 Listen and draw lines.



2 Cut out. Then listen and play.



Skills

Lesson 4, part 2

1 Look, read and circle.

In the playroom

I'm Jasim. This is the playroom in my home.
Look! There's an armchair behind the bookcase.
There aren't any books on the bookcase.
There are toys on it.
I play with my toys in the playroom.
I like the playroom. My cat likes it, too!



- 1 Jasim is in the _____.
a garage b playroom c bedroom
- 2 _____ a sofa in the playroom.
a There isn't b There's c There aren't
- 3 The armchair is _____ the bookcase.
a in front of b behind c opposite
- 4 _____ any books on the bookcase.
a There are b There isn't c There aren't

2 Write and draw.

I'm _____. This is the


_____ in my home.

There's a _____.

There isn't a _____.

There are _____.

There aren't any _____.




Lesson 5, part 1

CULTURE

Cabins

Cabins are small houses made from wood.




wood



log cabin


Some people make cabins from logs. There are log cabins in the mountains or the forests in the USA.



shepherd's hut

Look at this shepherd's hut in Britain. Shepherds don't live here now. People use it for holidays in the country.

This cabin in Serbia isn't in a forest. It's on a rock in a river! Wow! People can go fishing from here.



rock



stilts

This cabin in Thailand is on stilts. People can come here when the river is very high or very low.

Which cabin would you like to visit?

- 1 **Before you read** What kind of house do you live in? Where is it?
- 2 **Listen and read.**
- 3 **Find out more! Watch the video.**
- 4 **After you read** Activity Book, page 39.

Project

Lesson 5, part 2

Make a website about unusual houses in your country.

- 1 Together, think of unusual houses.
- 2 Find photos or draw pictures.
- 3 Write. *Some people live in ...*
The houses are ... There are ...
- 4 Make a website.
- 5 Show the website to the class.

Some people live in cave houses.

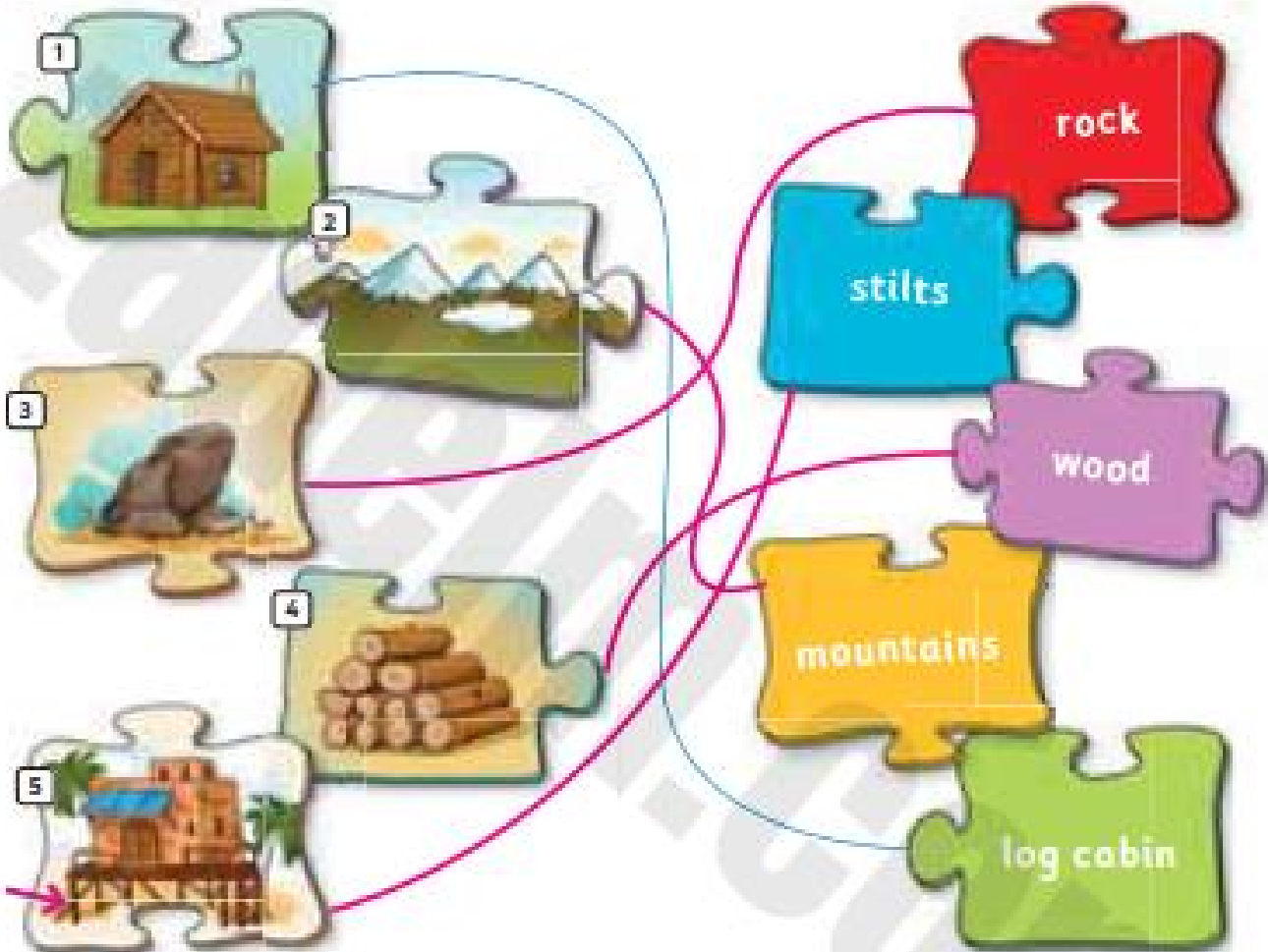


Lesson 5, part 1



7

1 Look and match.



2 After you read Read and write Yes or No.

- 1 Trees come from wood.
- 2 A log cabin is a house.
- 3 You can go fishing from the cabin in Serbia.
- 4 Shepherds in Britain live in shepherd's huts.
- 5 People can go to the cabin on stilts when the river is high or low.


No

Yes

Yes

No

Yes




A shepherd

Lesson 5, part 1


CULTURE

Cabins

Cabins are small houses made from wood.



wood



log cabin


Some people make cabins from logs. There are log cabins in the mountains or the forests in the USA.



shepherd's hut

Look at this shepherd's hut in Britain. Shepherds don't live here now. People use it for holidays in the country.

This cabin in Serbia isn't in a forest. It's on a rock in a river! Wow! People can go fishing from here.



rock



stilts

This cabin in Thailand is on stilts. People can come here when the river is very high or very low.

Which cabin would you like to visit?

1 Before you read What kind of house do you live in? Where is it?

2 Listen and read.

3 Find out more! Watch the video.

4 After you read Activity Book, page 39.

Project

Lesson 5, part 2

Make a website about unusual houses in your country.

1 Together, think of unusual houses.

2 Find photos or draw pictures.

3 Write. *Some people live in ...*

The houses are ... There are ...

4 Make a website.

5 Show the website to the class.

Some people live in cave houses.

Lesson 6. part 1

English in action Talking about location

7

1 Look and match.



between


behind

in front of

opposite

next to

2 Watch or listen and read.



Oh, no! I can't find my action figure.

Is it **behind** the **sofa**?

No, it isn't.

Look **behind** the **armchair**.

Good idea. Oh, here it is.

3 Act out the dialogue. Use different **furniture** and **prepositions**.

bookcase

cooker

bed

next to

opposite

under

English in action Talking about location

Lesson 6, part 2

1 Read and circle.



Oh, no! I don't can't find my action figure!

Is it next for to the sofa?

No, it not isn't.

Look See behind the bookcase.

Good idea. Oh, here where it is.

2 Listen and order. Then write.



Oh, no! I can't find my phone.

Is it between
the bookcases?

No, it isn't.

Look between the beds.

Good idea. Oh, here it is.



between / it / the / Is / bookcases

beds / Look / the / between

Phonics


Lesson 7, part 1

1 Listen and say.



2 Listen and say the tongue twister.

The **sn**ail and
the **sl**ug **sm**ile
in the **st**orm.




3 Are the sounds the same? Listen and circle.

1




Yes No

2




Yes No

3



Yes No

4



Yes No

4 Listen and write.

1



s **n**ake

2



s **t**ep

3



s **l**ide

4



s **m**oke

Lesson 7, part 2

Phonics

7

Tricky word

find

- 1 Look, listen and repeat.

Can you find the snail?

- 2 Read, write and say. Then find and circle.

Can you find the snail?

Can you find the slug?

Can you find the snake?



- 3 Read and write. Then find and circle.

1 I can find the slide.

2 I can find the snake.

3 I can find the snail.

4 I can find the step.

5 I can find the smoke.



- 4 Look, find and draw. Ask and answer.

Can you find a step?



Yes, I can find a step.


Lesson 8, part 1

Review

7



1 Look and write.

clock sofa television wardrobe



1 television 2 clock 3 wardrobe 4 sofa

2 Follow and circle.



- 1 There are There aren't any armchairs between the window and door.
- 2 There's There isn't a sofa next to the window.
- 3 There are There aren't any books behind the door.
- 4 There are There aren't any mirrors opposite the fridge.
- 5 There's There isn't a table in front of the sofa.
- 6 There are There aren't any armchairs next to the sofa.
- 7 There's There isn't a cat behind the sofa.

3 Go to the Progress path on page 99.

Unit 8

This animal is black and white. It has got two feet. It has got short legs. It can swim. It can't fly. What is it?

Unit 7

Mum is on my right.
Dad is on my left.
Where am I?

between

Unit 8


It can swim. It eats meat. It's not a lion. What is it?

Unit 7

Two or three people can sit on this. It's big. It can be plain or fancy. What is it?

sofa

Well done!

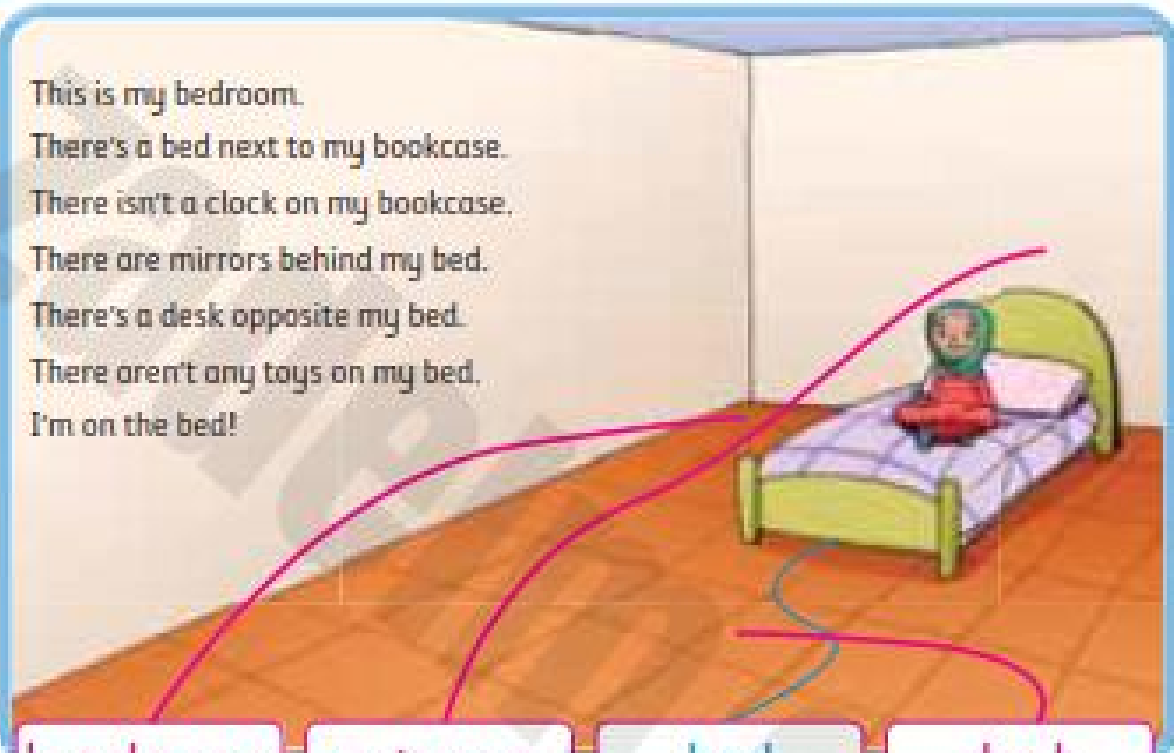


Review

Lesson 8, part 2

1 Read and draw. Then write and match.

This is my bedroom.
There's a bed next to my bookcase.
There isn't a clock on my bookcase.
There are mirrors behind my bed.
There's a desk opposite my bed.
There aren't any toys on my bed.
I'm on the bed!



bookcase

mirrors

bed

desk

2 Write and draw.

This is my bedroom.

_____ a _____

my _____

_____ isn't _____

my _____

my _____

_____ any _____

on my _____

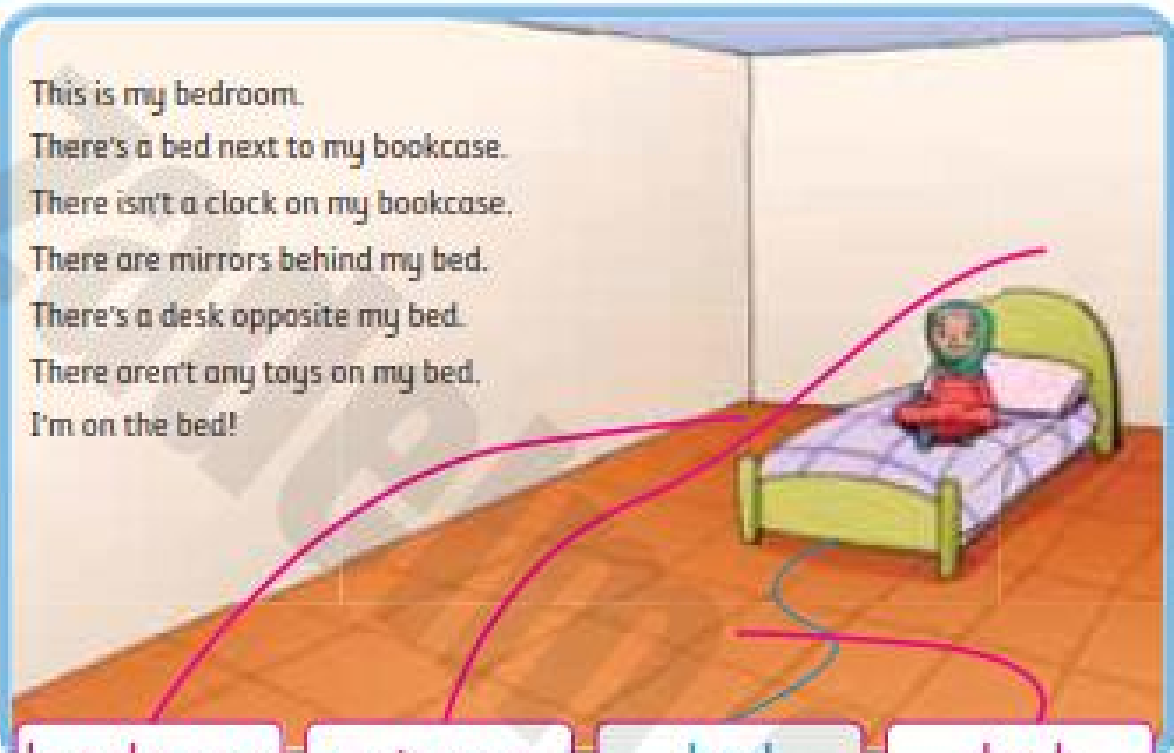


Review

Lesson 8, part 2

1 Read and draw. Then write and match.

This is my bedroom.
 There's a bed next to my bookcase.
 There isn't a clock on my bookcase.
 There are mirrors behind my bed.
 There's a desk opposite my bed.
 There aren't any toys on my bed.
 I'm on the bed!



bookcase

mirrors

bed

desk

2 Write and draw.

This is my bedroom.

_____ a _____

my _____

_____ isn't _____

my _____

my _____

_____ any _____

on my _____




Extra practice

Lesson 8, part 2

Extra practice

7

1 Look and circle.



- 1 There is a clock behind opposite the door.
- 2 There are mirrors next to opposite the bookcase.
- 3 There are windows opposite behind the bed.
- 4 There is a bed between in front of the wardrobes.

2 Listen and spell.



s o f a



c h a i r



c o o k e r



f r i d g e

Go to Dictation on page 60

forty-three


Get ready for...

Pre A1 Starters Reading and Writing Part 3


1 Look at the pictures. Look at the letters. Write the words.



b e d



a r m c h a i r



m i r r o r



f r i d g e



c o o k e r




Get ready for...

Pre A1 Starters Reading and Writing Part 1

1 Look and read. Put a tick (✓) or a cross (X) in the box.

1



There's an armchair next to the sofa.



2



There aren't any armchairs opposite the door.




3



There isn't a clock between the mirrors.




4



There aren't any bookcases in front of the desk.




5



There are mirrors behind the sofa.



6



There isn't a wardrobe between the beds.



Lesson 10

Fun corner

7

1 Look and find. Take turns to ask and answer.

✓ = 1 point

Can you find the armchair?

Yes, there is an armchair next to the wardrobe.

	Pupil A	Pupil B
armchair		✓
bed		
bookcase		
clock		
cooker		
fridge		
mirror		
skateboard		

	Pupil A	Pupil B
skirt		
slippers		
sofa		
spoon		
jumper		
television		
wardrobe		
table		





Lesson 10

Fun corner

7

1 Find, order and complete.

1




Correct order of pictures: b , d , a , c


There's a television in front of the sofa.

The sofa is between the armchairs.

The window is opposite the television.



2



Correct order of pictures: b , a , d , c

There's a cooker between the fridge and the table.

There's a cat in front of the window.

The window is behind the table.

